

# **SPORTSMEN<sup>®</sup>**

**TRAVEL TRAILERS & FIFTH WHEELS**







363FL | French Roast décor



363FL | French Roast décor

Beautifully packaged kitchens are complete with all the appliances of home, along with a generous amount of counter and storage space, including a deep under-mount sink.

Put your feet up in the comfy push-back recliners, soak in the ambience of the cozy fireplace, and enjoy the multi-media entertainment that houses a stereo, DVD, Bluetooth technology, and NFC wireless connectivity.



# **SPORTSMEN<sup>®</sup>** TRAVEL TRAILERS

Stunning, innovative and spacious are just a few of the words used to describe our travel trailers, but words can't truly depict the Sportsmen experience.



363FL | French Roast décor

Take in the breathtaking view from the super-size panoramic windows that line the slide-room in select models, while a sliding patio door provides easy access to outdoor living.



363FL | French Roast décor



# SPORTSMEN<sup>®</sup>

## FIFTH WHEELS

Step inside a Sportsmen fifth wheel and it's hard to believe you're in an RV. You simply don't find this level of livability in most RVs. But then again, there's nothing ordinary about Sportsmen. Take a look around and discover all the ways we've build style, comfort, and convenience into every floorplan.



Inventive design creates spacious interiors appointed with the comfortable furnishings and conveniences you enjoy at home. Large, deep cabinets add abundant storage. Super-sized panoramic slideroom windows surround plush interiors.



293RL | French Roast décor



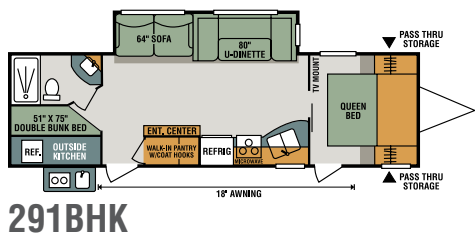
293RL | French Roast décor



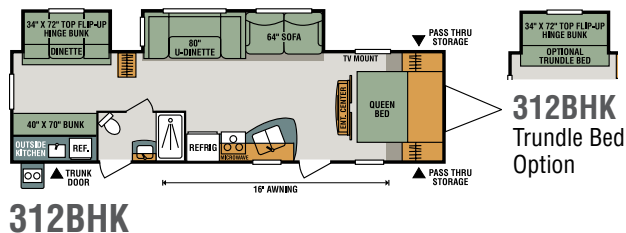


293RL | French Roast décor

Flush-floor bedrooms with pillowtop queen beds are loaded with storage and wardrobe space. Most models include a large walk-through master bath with radius residential shower. Family models feature a half-bath in addition to the main bathroom.

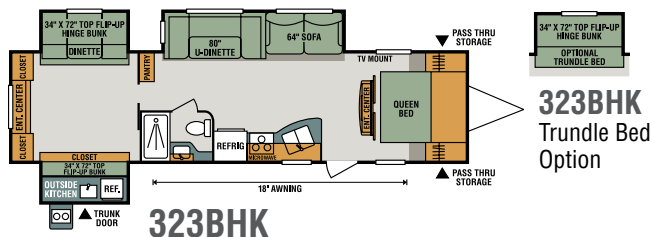


291BHK



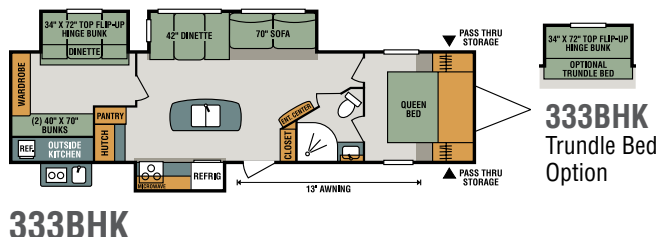
312BHK

**312BHK**  
Trundle Bed  
Option



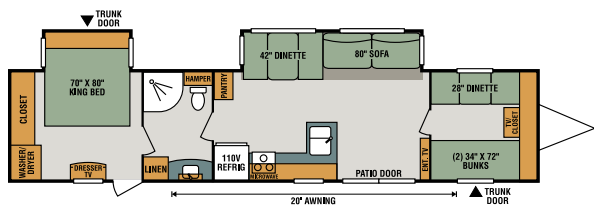
323BHK

**323BHK**  
Trundle Bed  
Option

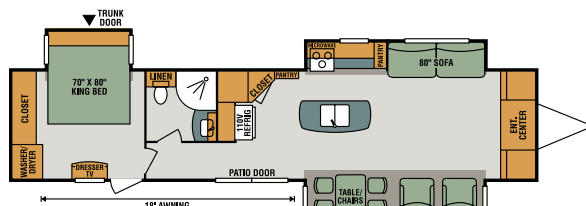


333BHK

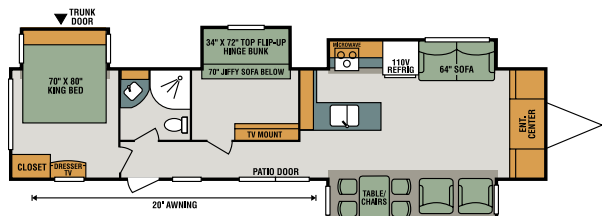
**333BHK**  
Trundle Bed  
Option



362BH



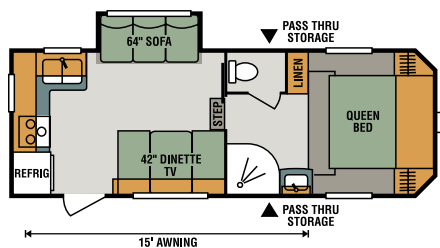
363FL



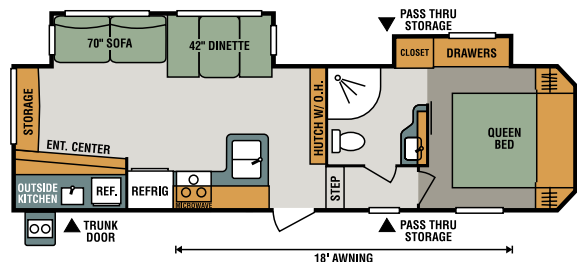
364BH

Travel Trailers	291BHK	312BHK	323BHK	333BHK	362BH	363FL	364BH
UVW (Unloaded Vehicle Weight)*	6,570	7,060	7,680	8,520	8,150	8,910	9,580
Dry Hitch Weight*	640	600	700	950	1,150	1,460	1,830
Dry Axle Weight*	5,930	6,460	6,980	7,570	7,000	7,450	7,750
NCC (Net Carrying Capacity)	1,430	1,740	1,120	980	2,310	1,550	880
GVWR	8,000	8,800	8,800	9,995	10,460	10,460	10,460
Interior Height	82"	82"	82"	82"	82"	82"	82"
Exterior Height w/ A/C	11' 2"	11' 2"	11' 4"	11' 2"	11' 4"	11' 4"	11' 4"
Exterior Width	96"	96"	96"	96"	96"	96"	96"
Exterior Length	32' 8"	34' 4"	35' 11"	36' 8"	40' 9"	40' 9"	40' 9"
Refrigerator (cu. feet)	8	8	8	8	18	18	18
Water Heater Cap. (gal. G/E w/DSI)	6	6	6	6	6	6	6
Fresh Water Cap. (gal.)	38	38	38	38	38	38	38
Waste Water Cap. (gal.)	32	32	32	32	32	32	32
Gray Water Cap. (gal.)	64	32	32	64	64	64	64
LP Gas Cap. (lbs.)	40	40	40	40	60	60	60
Furnace BTUs (1,000s)	30	30	30	30	30	30	30
Tire Size	15"	15"	15"	15"	15"	15"	15"
Awning	18'	16'	18'	13'	20'	18'	20'

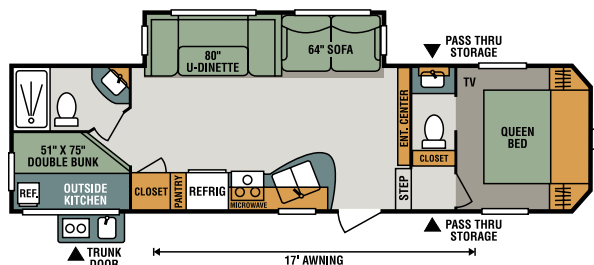
\*This weight reflects the rolling average unit weight for each model. Your trailer weight will vary according to optional equipment.



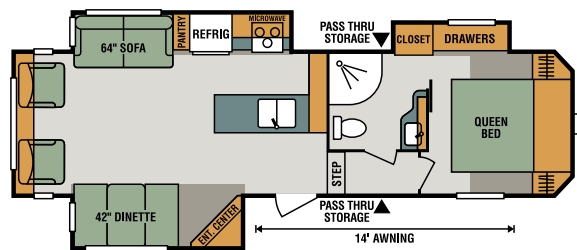
231RK



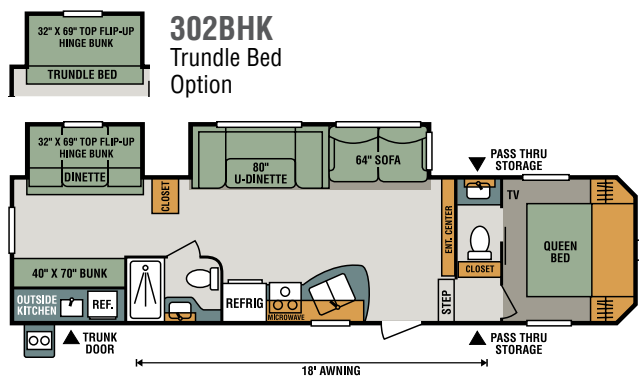
262RLK



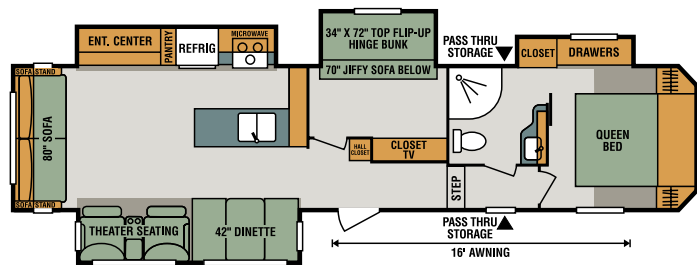
281BHK



293RL



302BHK



344BH

Fifth Wheels	231RK	262RLK	281BHK	293RL	302BHK	344BH
UVW (Unloaded Vehicle Weight)*	5,925	8,080	7,620	7,860	8,610	10,030
Dry Hitch Weight*	860	1,340	1,280	1,620	1,280	1,800
Dry Axle Weight*	5,065	6,740	6,340	6,240	7,330	8,230
NCC (Net Carrying Capacity)	1,075	1,120	1,580	1,340	1,390	1,970
GVWR	7,000	9,200	9,200	9,200	10,000	11,995
Interior Height	92"	92"	92"	92"	92"	84" - 95"
Exterior Height w/ A/C	11' 11"	12' 5"	12' 5"	12' 5"	12' 5"	12' 7"
Exterior Width	96"	96"	96"	96"	96"	96"
Exterior Length	25' 5"	32' 7"	33' 9"	32' 9"	36' 5"	39' 7"
Refrigerator (cu. feet)	8	8	8	8	8	8
Water Heater Cap. (gal. G/E w/DSI)	6	6	6	6	6	6
Fresh Water Cap. (gal.)	38	38	38	38	38	38
Waste Water Cap. (gal.)	57	57	64	57	64	57
Gray Water Cap. (gal.)	89	89	32	57	32	57
LP Gas Cap. (lbs.)	60	60	60	60	60	60
Furnace BTUs (1,000s)	30	30	30	30	30	30
Tire Size	15"	16"	16"	16"	16"	16"
Awning	15'	18'	17'	14'	18'	16'

\*This weight reflects the rolling average unit weight for each model. Your trailer weight will vary according to optional equipment.



## French Roast

## Linen

### Standards

- K-Z Exclusive Tough Shield .030 Exterior Metal (TTs)
- 5/8" Tongue & Groove Plywood Floor
- New Aerodynamic Front Profile
- Diamond Plate Rock Guard on Front of Travel Trailers
- Enclosed Pin Box on FW's
- 3/8" Fully Walk-On Roof Decking
- 1-Piece Seamless Roof w/ SuperFlex® Roofing Material
- Awning w/Drip Rail & Spouts
- Tinted Windows
- Super-Sized Panoramic Slideroom Window
- Radius Entry Door
- Smooth Screwless Baggage Doors
- LED Pass-Through Storage Light
- Cable Hookup
- Digital TV Antenna w/Booster
- Self-Adjusting Electric Brakes
- Radial Tires
- Rear Bumper w/Sewer Hose Storage
- Winter Bypass Kit
- 2 or 4 Stabilizer Jacks (model specific)
- Outside Shower (N/A w/outside kitchen)
- (2) 20# Gas Bottles w/Bottle Cover (TTs)
- (2) 30# Gas Bottles w/Bottle Cover (362BH, 363FL, 364BH, FWs)
- 30 AMP Service
- 13,500 BTU A/C
- 3-Burner Cooktop
- Range Hood w/12V Light & Exhaust Fan
- Microwave w/Turntable
- Oven
- Acrylic Sink w/High-Rise Faucet
- Roller Ball Bearing Drawer Guides
- Large Overhead Cabinets
- LED Interior Lighting

- Linoleum Throughout
- Monitor Panel
- Built-In Medicine Cabinet w/Mirror in Bath
- Shower Surround
- Power Vent in Bath
- Skylight over Shower
- Queen Mattress
- Reversible Quilted Comforter
- Flush-Floor Bedroom (FW)
- Main Bedroom Roof Vent

### Options

- Color-Infused Ivory Exterior Fiberglass (required on FWs)
- 15,000 BTU A/C IPO 13,500 BTU A/C
- 50 AMP Service w/2nd A/C Prep (50AMP service STD on 364BH)
- 2nd A/C (13,500 BTU)
- 39" LED TV (N/A 231RK)
- 32" LED TV (231RK)
- Bedroom LED TV w/Inside/Outside Bracket
- Radiant Technology PKG (foil in floor, roof, front, rear)
- F/S Dinette Table & (4) Chairs IPO Dinette (required on 363FL, 364BH)
- Tri-Fold HAB Sofa IPO Jackknife (required on 363FL, 364BH)
- Plumbed for W/D w/50 AMP (STD on 362BH, 363FL)
- Theater Seating IPO Jackknife (262RLK, 333BHK) (required on 344BH)
- Front & Rear Electric Stabilizer Jacks (TTs)
- Electric Rear Stabilizer Jacks (FWs)
- Fireplace (N/A 231RK)
- Aluminum Wheels (TT) (STD on FWs)
- 10 CU FT Residential 12V Refrigerator IPO 8 CU FT Gas/Electric Refrigerator

- Central Vacuum (FWs only)
- MaxxAir® Vent Fan in LR or Bath
- Trundle Bed IPO Dinette in Bunk Slide (302BHK, 312BHK, 323BHK, 333BHK)
- Wireless Backup Camera System – Observation
- Bumper-Mount Grill
- Roof Ladder
- Motion Security Sensor for Smart Arm Awning
- Wind Sensor for Smart Arm Awning

### K-Z Advantage Package

#### (mandatory option)

#### Exterior

- 5/8" Tongue & Groove Plywood Floor
- 2-Toned Exterior Metal (TTs)
- Power Awning w/LED Light
- Key-Alike for Baggage & Entry Doors
- Friction Hinge Entry Door
- Large Folding Grab Handle
- Alumitread® Entry Steps
- Amber Step Light
- Power Front Jack
- Spare Tire
- EquaFlex® Suspension
- Nitrogen-Filled Tires
- Flip-Down 71" Storage Rack (N/A 362BH, 363FL, 364BH)
- Exterior Speakers
- Battery Disconnect
- Black Tank Flush
- ToyLock
- Backup Camera Prep
- Solar Prep
- Climate Package (heated, enclosed & insulated underbelly)

#### Interior

- Seamless Countertops w/Under-Mount Kitchen Sink
- Sink Cover

- Drop-In Cooktop w/Glass Cover
- Kitchen Skylight
- Storage Bins in Booth Dinette
- Blue LED Light Strip above Main Slideroom(s)
- Jackknife w/Middle Console & Bolster Arms
- (2) Motion Sensor Lights
- Multiple Media Stereo w/DVD/Bluetooth/NFC Wireless Connectivity
- (2) 6 ½" Interior Speakers
- 12V Dual USB Port
- Pleated Shades
- Foot-Flush Toilet
- Bed Storage System
- Plywood Bed Base w/Gas Struts
- Upper Bunk Windows (select models)
- Pillowtop Mattress
- Push-Back Recliners (select models)

### K-Z Convenience Package

#### (mandatory option)

#### Exterior

- Smart Arm Awning w/Exterior Controls
- 16" Tires w/Aluminum Wheels (FWs, N/A 231RK)
- Magnetic Baggage Door Catches
- Omnidirectional HDTV Antenna
- LED Lights in Exterior Speakers

#### Interior

- Armstrong® ToughGuard® Linoleum
- 8 CU FT Gas/Electric Refrigerator (N/A 362BH, 363FL, 364BH)
- Stainless Steel Residential Kitchen Faucet w/Pulldown Sprayer
- Surfex® Wood Step in FW Hallway
- Interior Control Switches on OH End Cabinet
- Dark Accent Trim on Corners/Entry Doors
- Electric Outlet in Bunk Area



**True 2-Year Limited Warranty!** K-Z's 24-month hitch-to-bumper limited warranty umbrella is the best 2-year warranty in the business, covering more than 1,500 operations codes for a full two years, and protects your investment while you enjoy your new RV.



985 N 900 W • Shipshewana, IN 46565  
E-mail [kz@kz-rv.com](mailto:kz@kz-rv.com) • [www.kz-rv.com](http://www.kz-rv.com)

Dealer:

*Due to continual research and advances, manufacturer reserves the right to change specifications, design, price and equipment without notice, and assumes no responsibility for any error in this literature. Some items shown are not included as standard or optional equipment. ©2018KZ | 02/01/18 | 30M*