

LUXURY

QUALITY

INNOVATION



Simplicity





SAFETY

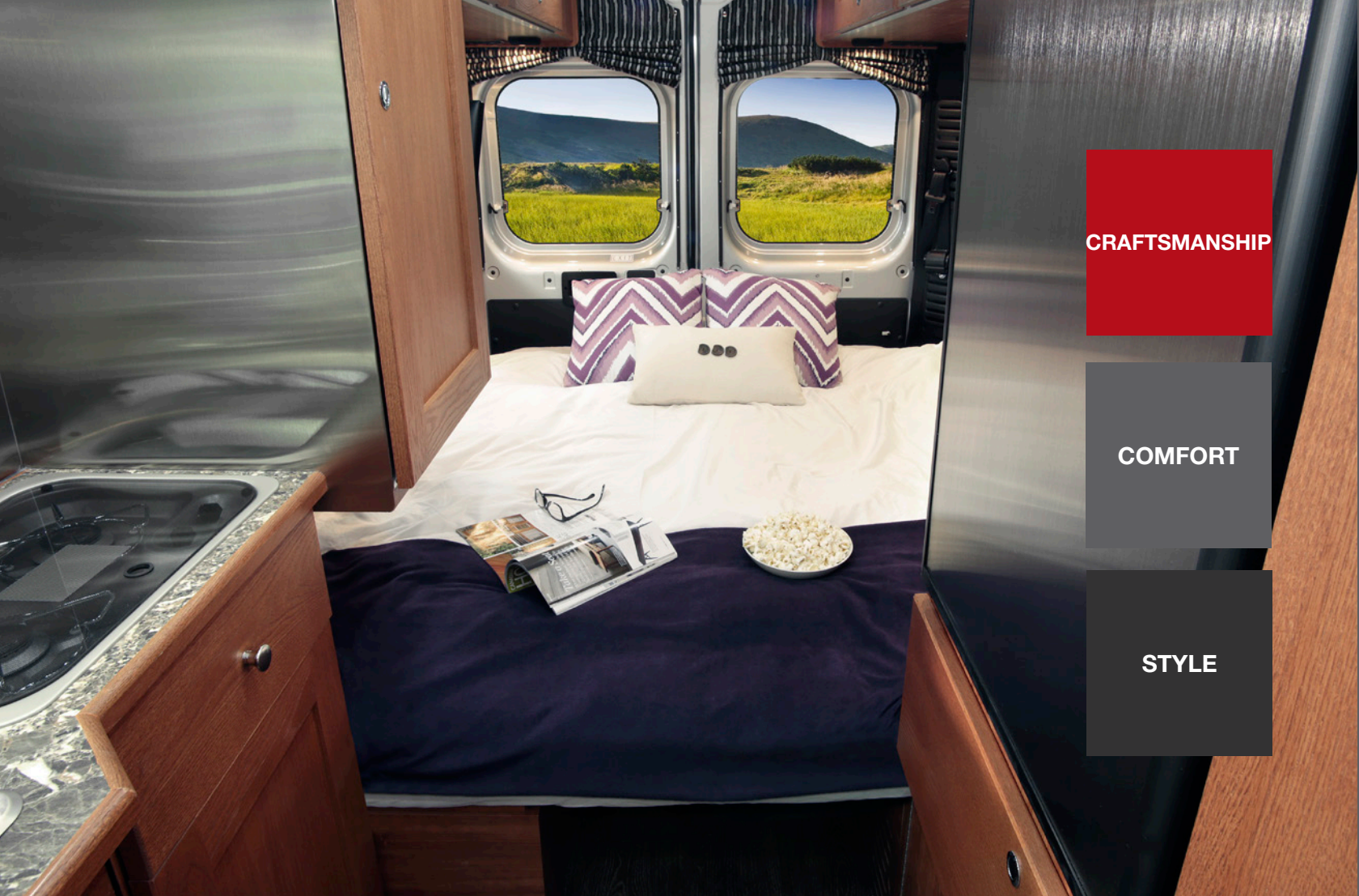
TECHNOLOGY

DRIVABILITY

Your dreams within reach

Rather than dream of life on the road, live it! With the Simplicity, it's never been easier to own an RV. This incredible motorhome offers you the amenities you expect; with the luxuries you dream about at a price you will love! Large windows, full kitchen and bathroom, sleeping for three and a patio awning are just a few of the conveniences you'll love! The Simplicity brings your dreams within reach!





CRAFTSMANSHIP

COMFORT

STYLE



Features

- Expanded galley features a 5.0 cu. ft. refrigerator, microwave and abundance of interior storage, including a pull out pantry and large pot drawer
- Automatic propane heating system
- Interior permanent bathroom with shower
- Forward facing power sofa that easily converts to a comfortable queen size bed
- Seats up to five, sleeps up to three

Floor plans

Take a step into your beautiful new Simplicity by Roadtrek. As you turn from your driver's seat, you'll find a pop-in table to enjoy a card game or a nice meal. Looking ahead to your kitchen, you'll be able to prepare a delicious meal on your 2-burner propane stove, and keep your groceries fresh in your 5 cu. ft. refrigerator. You'll have ample storage space in the kitchen including a pull-out pantry and a deep pot drawer. As you make your way through the galley, you'll find a comfortable and spacious permanent bathroom with stand-up shower, and finally arrive to your sofa that converts into a queen bed. End your day relaxed; watching your favorite movie on the optional 24" flat screen television.



Interior floorplan of Simplicity during the daytime



Interior floorplan of Simplicity during the evening


Main & accent fabric

Accent your cabinetry with trendy accent fabric pillows, curtains and television cover.






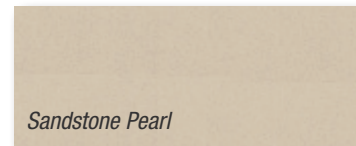
Cabinetry

Our cabinetry color allows you to create the perfect look in your coach, making it feel like home.



Exterior paint options

Show your true colors by choosing the exterior paint that suits your design preferences; Sandstone Pearl, Granite Metallic, Bright White or Silver Metallic. Whichever color you choose, you're bound to ride in style.



Peace of Mind RV warranty

Roadtrek's six-year industry leading unlimited mileage warranty covers the manufacturing of the motorhome, appliances, electronics, plumbing and EcoTrek batteries. It is fully transferable from the first owner to the second owner.

*Original manufacturer's warranty on all appliances will be applied first. This warranty excludes the complete chassis (original chassis manufacturer warranty applies) and AGM batteries (AGM batteries have a normal one-year manufacturer's warranty.)

Chassis warranty

5-year/100,000-mile Powertrain Limited Warranty covering the cost of repairs on all covered powertrain components - engine, transmission and drive system for most new Ram vehicles. 3-year/36,000-mile Limited Warranty, provides bumper-to-bumper coverage of your vehicle, from the body to the electrical system. Refer to chassis manufactures' website for complete details.

Specifications

| | |
|---|---------------------------------|
| Base model | Ram ProMaster 3500 extended van |
| Travel capacity | Five |
| Sleeping capacity | Three |
| Dining | Front and rear |
| Engine | 3.6 L gas, V6, 24 Valve |
| Batteries | 12 V AGM 100 AMP |
| Exterior length* | 20' 9" (6,325 mm) |
| Exterior width (without mirrors) | 6' 11" (2,108 mm) |
| Interior aisle width | 29" (737 mm) |
| Exterior height (with roof AC) | 9' 5" (2,870 mm) |
| Interior standing height | 6' 2" (1,905 mm) |
| Wheelbase | 159" (4,039 mm) |
| Gross vehicle weight rating | 9,350 lbs. (4,241 kg) |
| Occupant & cargo carrying capacity* | 1,250 lbs. (567 kg) |
| Gross combined weight rating* | 10,600 lbs. (4,808 kg) |
| Towing – tow weight* | 2,000 lbs. (907 kg) |
| Towing – tongue weight* | 300 lbs. (136 kg) |
| Fuel type | Gasoline |
| Fuel capacity | 90.8 L / 24 U.S. gal. |
| Fresh water capacity | 140 L/37 U.S. gal. |
| Black holding tank capacity | 36.3 L/9.6 U.S. gal. |
| Gray holding tank capacity | 86 L/22.8 U.S. gal. |
| Storage capacity | up to 53.90 cu. ft. |
| Rear queen sleeping maximum (width x length) | 74" x 62" (1,880 mm x 1,930 mm) |
| Front single bed sleeping (width x length) | 33" x 70" (838 mm x 1,778 mm) |



Every new Roadtrek purchased includes two years of roadside RV assistance for free!

Erwin Hymer Group North America, Inc. reserves the right to make changes at any time, without notice, in colors, materials, equipment, specifications and models. This information is intended as a guide only; please visit www.roadtrek.com for a complete list of specifications and options. Some motorhomes may be shown with equipment that is optional. Accessories shown in the photography are not included.

Coach Features

| | Standard | Optional |
|--|----------|----------|
| Air conditioner – 110 V, 9,000 BTU roof mount (minimum) | X | |
| Air conditioner – 110 V, 11,000 BTU roof mount (must code GLU) | | X |
| Awning – 12' (4,000 mm) manual awning | X | |
| Bathroom – permanently enclosed with sink & shower | X | |
| Battery – 12V AGM 100 AMP | X | |
| Detectors – smoke, propane & CO | X | |
| External power connection - 110V | X | |
| Furnace – propane automatic, 16,000 BTU | X | |
| Generator - under hood 280 AMP, 12V | | X |
| Hot water 12,000 BTU with bypass | X | |
| Mattress – single folding | | X |
| Microwave oven – 110 V, 20 L/0.7 cu. ft., 700 W | X | |
| Monitor panel – water, propane & battery charge levels, & battery disconnect | X | |
| Outdoor shower | | X |
| Power inverter/converter/transfer switch – 12/110 V, 2,000 W | X | |
| Propane tank – 25 L/7 U.S. gal., 30 lbs. | X | |
| Rear power sofa – forward facing, converts to twins/queen bed | | X |
| Refrigerator – 12 V/110 V, 2-way compressor 5.0 cu. ft. | X | |
| Screen package - passenger side door, rear cargo door | | X |
| Sewage disposal system – 12 V macerator sewage pump & gravity dump | X | |
| Stove – propane; two burner recessed with flush cover | X | |
| TV/Blu Ray – 24" HD flat screen on rotating bracket with remote and Blu-Ray DVD player | | X |

Chassis Features

| | Standard | Optional |
|---|----------|----------|
| Airbag – driver & passenger | X | |
| Alternator – 220 AMP | X | |
| Axle – rear – 3.86 ratio | X | |
| Battery – 800 AMP | X | |
| Brakes – anti-lock (ABS), four wheel disc | X | |
| Climate control | X | |
| Cruise control | X | |
| Engine – 3.6 L gas V6, 24 valve | X | |
| Power – 209 kW/280 HP | X | |
| Power mirrors | X | |
| Side entry door step | X | |
| Radio – AM/FM/MP3 | X | |
| Stability program - including wind assist, sway assist, drift compensation, Trailer sway, engine drag control, rollover mitigation, Electronic stability control, Hillstart assist. | X | |
| Telescopic steering | | X |
| Tires – LT225/75R16E black wall | X | |
| Torque – 352 Nm/360 lb.-ft. | X | |
| Transmission – automatic 6-speed 6S TE | X | |
| Wheels – 16" steel | X | |
| Window operation – power; front doors only | X | |

Erwin Hymer Group North America Inc.

100 Shirley Avenue, Kitchener, ON Canada N2B 2E1

Toll-free: 1.888.ROADTREK (762.3873)

Phone: 519.745.1169

Fax: 519.745.1160

www.roadtrek.com

