

RAPTOR

LUXURY ADVENTURE THAT KNOWS NO LIMITS



AVAILABLE IN THREE DIFFERENT PAINT OPTIONS



BUILT FOR THE LONG HAUL



INNOVATION THAT STARTS
WITH A SOLID FOUNDATION


WWW.KEYSTONERV.COM



WIRED FOR PERFORMANCE

THE ONLY TOWABLE MANUFACTURER TO INCORPORATE COLOR-CODED AND NUMBERED ELECTRICAL WIRING ON ALL PRODUCTS

- Creates a clean, well organized wiring layout
- Makes it easy to trace electrical circuits and saves troubleshooting time



SUPERCHARGED A/C COOLING

TUF-LOK THERMOPLASTIC COUPLERS FORM A PERMANENT, CRUSH-RESISTANT SEAL IN YOUR AIR-CONDITIONING DUCT

- A. Securely joins ductwork and air-conditioning units, crush-resistant design won't pull apart due to rough roads, heat and stress
- B. Drastically reduces chilled-air leaks to boost cooling efficiency and comfort
- C. Circular racetrack style ducting improves performance over competitors that use "figure 8" style that causes additional resistance and turbulence.

UP TO 6 LAYERS OF PROTECTION



RAPTOR CAPS ARE PAINTED AND CLEAR-COATED IN OUR IN-HOUSE STATE OF THE ART PAINT FACILITY

- Backed by 3-year fade and chalk limited warranty
- With optional High Definition Paint, KeyGuard chip and rock protection is applied to the lower front area



TRU-FIT TECHNOLOGY

TRU-FIT FIVE-POINT SLIDE ROOM CONSTRUCTION BACKED BY THE INDUSTRY'S-BEST 3-YEAR LIMITED STRUCTURAL WARRANTY

- Rain channels direct rain away from the slide openings
- Exterior bulb-seals in a locking track stay secure through extreme heat and cold
- Composite slide-room "glide" bar enables the room to move with no binding
- Reinforced roof, walls and floor
- Beefed-up aluminum header above slide room for greater strength

IN-FLOOR RESIDENTIAL HEAT-DUCTS




Keystone RV

Competitor

RESIDENTIAL IN-FLOOR HEAT-DUCT SYSTEM JUST LIKE IN YOUR HOME

- In-floor, hot air vents spaced for greatest comfort
- Distributes heat evenly and warms the floor

ENGINEERING



STEP 1:

1 ENGINEERING AND TESTING
Multiple quality checkpoints

MANUFACTURING FACILITY



STEP 2:

2 375 IN-PROGRESS INSPECTIONS AND AUDITS
Comprehensive systems and quality checks

BEST-IN-INDUSTRY

4 STAGE QUALITY PROCESS

PDI FACILITY



STEP 3:

3 120-POINT SECONDARY PDI
Pre-delivery inspection

OK TO SHIP




STEP 4:

4 SHIPPING DEPARTMENT REVIEW
Final review before release to dealer



**Keystone RV
Company**

ICONIC COMPANY



When Cole Davis founded Keystone RV in 1996 his vision was clear: Build a quality RV loaded with features priced thousands less than other RVs on the market. To accomplish his goal, Cole built a strong team, focused on keeping overhead low, and empowered employees closest to the customer to make decisions. Within a few short months after opening the doors, Keystone produced its very first camper. Delivering big on quality, features and value, the public fell in love and a star was born.

As customers appetite skyrocketed, new Keystone models were added to satisfy growing customer demand. Along with this tremendous growth came the need for expanded production. To meet this need, more manufacturing plants were built and staffed. By the beginning of 2000, Keystone was leading the industry in fifth wheel and trailer sales. Today, Keystone RV Company has grown to encompass over 1 million square feet of manufacturing space with facilities in Goshen, Indiana and Pendleton, Oregon. While Keystone is no longer the small "start up" we once were, our mission has remained true to Cole's vision—"Do the job right and make sure we deliver a quality product every time."

✔ **MOST RELIABLE PRODUCTS IN THE INDUSTRY**

✔ **QUALITY, PROCESS DRIVEN MANUFACTURING**

✔ **CONSUMER FOCUSED PRODUCTS AND SERVICE**

✔ **MOST "DEALER SATISFACTION INDEX" AWARDED RECIPIENT**

RAPTOR



421CK SHOWN IN TWILIGHT DECOR

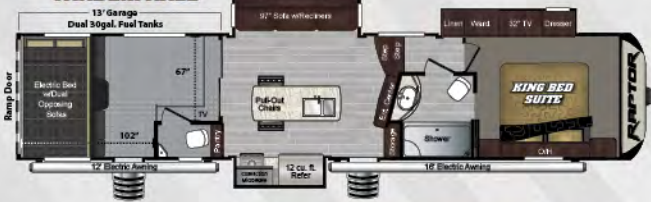


RAPTOR ADVANTAGES

- ✓ **IN-COMMAND AUTOMATION SYSTEM**
- ✓ **ZERO GRAVITY RAMP DOOR**
- ✓ **ZERO GRAVITY MAIN ENTRANCE DOOR STEPS**
- ✓ **FRAME WELDED TIE-DOWNS**
- ✓ **WIRED FOR SOLAR ON ROOF**
- ✓ **HARDWOOD CABINETRY AND FASCIA**
- ✓ **SOFT CLOSE CABINET DOORS**
- ✓ **RESIDENTIAL RECLINING FURNITURE WITH LED LIGHTS, HEAT AND MASSAGE**
- ✓ **LED INFUSED COUNTERTOPS**
- ✓ **18 CU. FT. STAINLESS STEEL GAS/ELECTRIC REFRIGERATOR**
- ✓ **SEAMLESS DYNASPAN FLOOR DECKING WITH 25 YEAR WARRANTY**
- ✓ **JENSEN SYSTEM WITH JBL SURROUND SOUND**
- ✓ **DEXTER 7,000 LB. AXLES WITH ELECTRIC SELF ADJUSTING BRAKES**
- ✓ **WIRELESS BACKUP CAMERA**
- ✓ **DAY/NIGHT ROLLER SHADES**

RAPTOR FLOOR PLANS

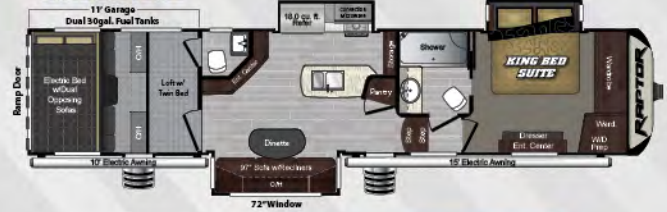
TANDEM AXLE



SHIPPING WEIGHT: 13,850 lbs.
HITCH WEIGHT: 3,200 lbs.
LENGTH: 39'

KING BED SUITE 353TS

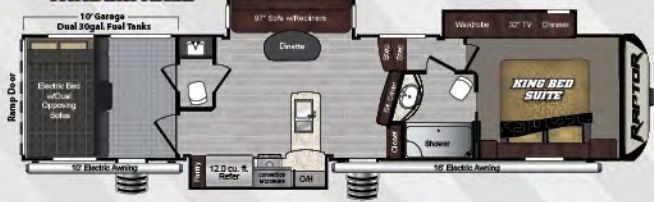
TANDEM AXLE



SHIPPING WEIGHT: 14,335 lbs.
HITCH WEIGHT: 3,275 lbs.
LENGTH: 39' 1"

KING BED SUITE 355TS

TANDEM AXLE



SHIPPING WEIGHT: 14,095 lbs.
HITCH WEIGHT: 3,125 lbs.
LENGTH: 39'

KING BED SUITE 362TS

TRIPLE AXLE



SHIPPING WEIGHT: 15,160 lbs.
HITCH WEIGHT: 3,690 lbs.
LENGTH: 42' 1"

KING BED SUITE 398TS

TRIPLE AXLE



SHIPPING WEIGHT: 15,510
HITCH WEIGHT: 3,515
LENGTH: 43' 6"

KING BED SUITE 421CK

TRIPLE AXLE



SHIPPING WEIGHT: 15,245 lbs.
HITCH WEIGHT: 3,445 lbs.
LENGTH: 43' 1"

KING BED SUITE 424TS

TRIPLE AXLE



SHIPPING WEIGHT: 15,600 lbs.
HITCH WEIGHT: 3,740 lbs.
LENGTH: 42' 7"

KING BED SUITE 425TS

TRIPLE AXLE



SHIPPING WEIGHT: 15,580 lbs.
HITCH WEIGHT: 3,570 lbs.
LENGTH: 43' 6"

KING BED SUITE 426TS

TRIPLE AXLE



SHIPPING WEIGHT: 16,020 lbs.
HITCH WEIGHT: 3,580 lbs.
LENGTH: 43' 6"

KING BED SUITE 428SP



LOOK FOR THIS LABEL

WIRED FOR SOLAR™

FREEDOM



Freedom to explore remote, off-grid locations

SAVINGS



Save on campground hook-up fees and extend battery life

ZERO FUEL



No generator required to run DC loads

Get off the grid.
This RV is Wired for Solar™

Solar panel installation on this RV is fast and easy with your pre-installed Wired for Solar™ package!

QUICK CONNECT SETUP Cable entry plate is designed for use with Go Power!® solar kits

Go Power!® Solar Kits are virtually maintenance-free and completely automated to keep your batteries charged.

Relax. You're iN-Command™



Display Commander



- Never lose your controller
- Multiple Users
- When you have your phone, you're iN-Command

Control • Systems Monitoring • Safety

FINALLY A SYSTEM YOU CAN TRUST.

Monitor and Control Functions

The iN-Command™ system gives you total control over your Keystone RV's functions and features like never before.

- (A) Turn on and off the water pump and water heater. This system enables you to select between electric or propane fuel sources, or both.
- (B) Turn on and off exterior lights.
- (C) Turn on and off awning lights.
- (D) Turn on and off interior lights.
- (E) Turn on and off security lights.
- (F) Control customized lighting zones such as main, dinette, mood, and night lights; even "all on, all off".
- (G) Extend and retract slide rooms.
- (H) Extend and retract patio awnings.
- (I) Monitor status of your fresh, gray and black water holding tanks.
- (J) Check your battery status.
- (K) Prime, start, and stop the on board generator with the tap of an icon. iN-Command not only lets you control your generator, but also keeps you informed of its running status by showing you the fuel tank level, voltage, running hours, and any diagnostic issues such as low oil, over crank, and service warnings. These advanced generator diagnostic features are an industry-first and can only be found using the iN-Command systems.
- (L) Monitor the auxiliary and generator fuel tank levels.
- (M) Rename your slide-rooms and lighting groups to any name you choose to make it easy to remember.

iN-Command™ by JENSEN® embraces the next generation of controls for your Keystone RV by acting as the central hub of operations and puts you at the helm using your preferred smart device. But how does this all-encompassing system work? What, exactly, does it monitor and control? Let's take a closer look at iN-Command piece by piece.

The Display Commander is your primary point of contact with iN-Command. All of the switches and monitoring panels that have cluttered up interior walls in the past are integrated into this one sleek, touch screen monitor. What really makes the Display Commander stand out, however, is that it can be controlled remotely with a smart device using the free JENSEN iN-Command mobile app. This app performs all of the same functions as the Display Commander, but from the convenience of your mobile device.



iN-Command™
CONTROL SYSTEMS

BY JENSEN

Download and Install the Free iN-Command™ App from Google Play or Apple App Store for the ultimate in control.

STANDARDS AND OPTIONS

INTERIOR

- Polar Max 18 cu. ft. Refrigerator
- 12-Gal. Gas/Electric DSI Water Heater
- 30" Stainless Steel Residential Convection Microwave
- Recessed 3 Burner Range w/22-inch Oven
- Glass Range Cover and Sink Cover
- Upgraded Residential Pull-Out Kitchen Faucet
- Solid Surface Counter Tops
- Large Stainless Steel Kitchen Sink
- Hardwood Cabinetry w/ Shaker Style Doors and Hidden Hinges
- 100 lb. Capacity Full Extension Ball Bearing Drawer Guides
- Hardwood Ceiling Treatment with LED Accent Lighting and Pendant Lights
- Wooden Crown Molding
- Roller Shades
- Dual Entrance Master Bath
- Power Vent In The Master Bathroom
- Porcelain Foot Flush Toilet
- Single Piece Shower
- Skylight in Shower
- Wooden Residential Interior Door
- Cable/Sat. Prep in Living Room
- Cable/Sat. Prep in Bedroom
- Carpet in Bedroom
- TV Antenna w/ Power Booster
- Raptor Control Panel w/ Fuel Gauge

- 2nd 15,000 BTU A/C
- Automatic Transfer Switch with Generator Prep
- Battery Quick Disconnect
- 50 Amp Service
- 35,000 BTU Furnace
- Washer Dryer Prep
- Ducted A/C Into Garage
- Ducted Heat Into Garage
- Back Splash
- Pull-Down Screen in Garage Area
- 78" Tall Friction Hinged Entry Door with Built-in Shade
- Pull-Down TV in Garage
- Electric Beds with Dual Opposing Flip-Down Sofas
- Frame Integrated Cargo Control

EXTERIOR

- Oxford Gray High Gloss Exterior Sidewalls
- Painted Front Cap
- Radius Roof w/ One-Piece TPO Walk-on Roof and a 12 Year Warranty
- Oversized Convenience Center (All System Hook-Ups Located In One Area)
- On Board Fuel Station (30 Gallon Capacity)
- 30 Gallon Generator Fuel Tank
- Exterior Cable / Sat Hook-up
- Rear LED Lights
- 3 Large LED Outdoor Activity Lights

- One Touch Electric Awnings with LED Lights (2)
- Zero G Steps (Main Entry)
- Aluminum 4 Step (Garage Entry)
- Large Fold-Away Entry Assist Handle (2)
- Outside Shower / Hot and Cold w/ 25' Coil Hose
- Large Tinted Safety Glass Windows w/ 80% Tint
- Huge Pass-Through Storage
- 1" Slam Latch Baggage Doors
- Exterior Ladder
- Rain Gutters with Extended Drip Spouts
- Ram Air Ventilation System In Garage
- New Upgraded Graphics Package with 5 Year Warranty
- Fiberglass Front Cap w/ Max Turn Technology
- Black Tank Flush
- Spare Tire
- Exterior 12 volt Outlet
- EquaFlex Trail Air Suspension
- Dexter 7,000 lbs. Ultra Lube Axles
- 12" x 2" Self Adjusting Electric Brakes
- Premium 8 Lug 16-inch Aluminum Wheels
- 14 Ply G-Rated Radial Tires
- Heated And Enclosed Underbelly
- Double Welded Aluminum Construction
- Norco Slide Rooms
- 5" Pre-Engineered Roof Truss Rafters
- Backup Camera
- 6-Point Hydraulic Auto Leveling

ENTERTAINMENT PACKAGE

- 50" 1080P LED Smart TV
- Jensen Bluetooth CD/DVD Player w/Zone Volume Control
- JBL Surround Sound
 - 2 Living Area Speakers
 - 2 Cargo Area Speakers
 - 2 Exterior Marine Grade Speakers

OPTIONS

- 3rd 15,000 BTU A/C in Garage Area with Heat Strip
- Cummins/Onan 5,500 Watt Gas Generator
- Frameless Dual Pane Windows
- Three Seasons Patio Door
- Rear Ramp Patio with Electric Awning and Steps
- 131" Sofa with Recliners (426 and 428 only)
- High Definition Paint - White, Blue, Orange
- Dinette Seat with Slider Top (425 only)

SAFETY PACKAGE

- Carbon Monoxide Detector
- Smoke Detector
- LP Gas Detector
- Fire Extinguisher

Standard features and options are subject to change without notice.

SPECIFICATIONS

MODEL	SHIPPING WEIGHT	CARRYING CAPACITY	HITCH	LENGTH*	WIDTH	HEIGHT	FRESH WATER	WASTE WATER	GRAY WATER	LPG
353TS	13850	3150	3200	39'	8' 4"	13' 2"	110	82	82	60
355TS	14335	2665	3275	39' 1"	8' 4"	13' 2"	110	82	82	60
362TS	14095	2905	3125	39'	8' 4"	13' 2"	110	82	82	60
398TS	15160	3840	3690	42' 1"	8' 4"	13' 6"	110	82	82	60
421CK	15510	3490	3515	43' 6"	8' 4"	13' 6"	110	44	82	60
424TS	15245	3755	3445	43' 1"	8' 4"	13' 6"	110	44	82	60
425TS	16063	2937	3945	42' 6"	8' 4"	13' 6"	110	82	82	60
426TS	15600	3400	3740	42' 7"	8' 4"	13' 6"	110	82	82	60
428SP	15580	3420	3570	43' 6"	8' 4"	13' 6"	112	82	82	60

DECOR OPTIONS

TWILIGHT

NIGHTSHADE

BUILT FOR THE LONG HAUL

INNOVATION THAT STARTS
WITH A SOLID FOUNDATION



 Keystone RV
Company

STAY IN TOUCH



Raptor is always just a touch away. You'll find 360 virtual tours, location of your nearest dealer, photos, videos and all of the latest information about Raptor on our easy to navigate website. Everything you need can be accessed anytime, day or night, from home or on the road. You can also find us on the Keystone RV facebook.



BUY LOCALLY

PURCHASING YOUR RV LOCALLY

It's up to you where you purchase your new Raptor, but may we suggest your local dealer? Not only does it help your local economy and provide jobs, but it will also give you an opportunity to develop a service relationship with someone that will come to know you and your coach. Congratulations on finding the best built, best equipped and best value in the industry.

YOUR LOCAL DEALER IS:



WWW.KEYSTONERV.COM/RAPTOR

RAPTOR



Go RVing.



DISCLAIMER: Product information is as accurate as possible as of the date of publication of this brochure. All features, floor plans, and specifications in this brochure are subject to change without notice. Please also consult Keystone's web site at www.keystonerv.com for more current product information and specifications. Tow Vehicle Disclaimer. CAUTION: Owners of Keystone recreational vehicles are solely responsible for the selection and proper use of tow vehicles. All customers should consult with a motor vehicle manufacturer or their dealer concerning the purchase and use of suitable tow vehicles for Keystone products. Keystone disclaims any liability or damages suffered as a result of the selection, operation, use or misuse of a tow vehicle. KEYSTONE'S LIMITED WARRANTY DOES NOT COVER DAMAGE TO THE RECREATIONAL VEHICLE OR THE TOW VEHICLE AS A RESULT OF THE SELECTION, OPERATION, USE OR MISUSE OF THE TOW VEHICLE. *REFERENCE KEYSTONE RV COMPANY OWNERS MANUAL FOR LIMITED WARRANTY DETAILS. *Length is defined as the distance from the centerline of hitch pin/coupler to rear bumper of trailer.

DECEMBER 2017