

Adventurer 2018 Truck Campers



Adventurer... Be One, Own One!

Only Camper Brand to Win the TCM Award Twice!

TruckCamperMAGAZINE.com

**2013 Readers'
CHOICE AWARDS**



Best Truck Camper
of the Year

2014 Adventurer 116DS



TruckCamperMAGAZINE.com

**2016 Readers'
Choice Awards**



Best Truck Camper
of the Year

2017 Adventurer 89RBS

WWW.AMLRV.COM

Adventurer Dinettes,

89RB Dinette - right & below

Note the large open living area the 89RB dinette provides for your camping comfort. The large dinette window really open up this floorplan.

The 89RB also comes standard with the Dream Dinette® which eliminates that annoying table leg, allowing you much more leg room in your dinette and easily makes into a bed (right) with the flip of a lever...

2018 89RB Dinette bed - Chestnut Decor



2018 89RB Dinette - Bark Decor

The 80S - L-Shaped dinette (right) is unique in design, fit and function. Featuring a fully adjustable and removable table to accommodate your personal style and comfort! Set it up as a L-shaped sofa for your lounging comfort.

This unique dinette design also converts to an additional bed with the lower rear cushion sliding forward (after table removed) and a folding support leg making this dinette into a sturdy and comfortable additional sleeping area... Note the large dinette window and the one piece thermoformed dinette table.



2018 80S Dinette - Chestnut Decor

910DB U-Shaped Dinette right - This floorplan features a large u-shaped dinette with the sliding D-Style table allowing you to adjust to use as a face to face style dinette or slide out and rotate for use as a u-shaped lounge. Note the large windows creating the nice open view of this floorplan feature a another **Adventurer Exclusive** - Electric Power Bunk® (optional). This 26"x76" power bunk easily moves down for use with the push of a button and as you can see in the pictures below. You can still use the lower rear section as a second bunk if needed, all the while leaving your dinette in the made up position! Want another adult bed, then make down the dinette for a 48"x72" additional bed and still have the use of the Power Bunk®. Sleeping for 5 Adults! (Available on 910DB only)



Optional Power Bunk® in up position



Optional Power Bunk® in down position



Optional Power Bunk® & Dinette Beds

2018 INTERIOR DÉCOR CHOICES



Bark Interior - Brown/Tan Tone



Carbon Interior - Brown/Black Tone



Chestnut Interior - Lt Tan/Chamois SL

Notice: Adventurer's policy is one of continual improvement and reserves the right to make changes to all features and/or options at our discretion without prior notice and without incurring any obligation. Also note photos in this brochure may not be of current model year unless otherwise noted.

Roomy, Comfortable & Elegant...



TruckCamperMAGAZINE.com
2013 Readers' CHOICE AWARDS
 Best Truck Camper of the Year
2014 Adventurer 116DS

116DS Double Slide Truck Camper - front to rear view with optional Theater Seating Recliners

Adventurer's first ever double slide truck camper, is an industry first, and voted Truck Camper Magazine's Truck Camper of the year by their readers for a good reason. This camper is unique in design with its rear slide-out & peninsula galley, exceptionally large windows and the fact this camper is fully usable with both slides in the in (closed) position! When you see the large roomy Dream Dinette® in the second slide-out or the standard sofa that both make into additional beds to sleep up to 6, you too will agree this is definitely an industry leader! Note the optional Theater Seating in this photo truly making this your home away from home...



2018 89RBS Dinette - Carbon Decor

TruckCamperMAGAZINE.com
2016 Readers' Choice Awards
 Best Truck Camper of the Year
2017 Adventurer 89RBS



80GS Dinette



80RB Dinette/Sofa



2018 89RB Dinette - Chestnut Decor

A Premium RV Manufacturer since 1969

Galleys Engineered to Please...

The 89RBS Galley (right) *This Industry Unique floorplan has an all new galley design with additional storage, stainless steel appliances and our elegant all new glass top stove cover. Look at the abundant counter space, plentiful drawers, storage and another industry first Soft/Self Closing drawer guides making this one of the most innovative camper floorplan in the industry!*



89RBS Galley



116DS Galley

Galley 116DS - above
This Double Slide Truck Campers rear slide-out galley allows an innovative design in the truck camper industry. With its peninsula countertop you enjoy an open but private galley area for the chef in you to create those family favorite camping dinners. Note the large windows and open view of the outdoors...



89RB Galley

Galley 89RB - above
The 89RB galley has been a hit from day one with all of the counter space, abundant drawers and storage. With the forward galley design and larger windows, you really feel the open space while enjoying the camping Adventurer in you...



80RB Galley

Galley 80RB - above
This beautiful 1/2 ton floorplan has a very open galley design. Note the L and radius designed galley allowing you more counter space and giving you that wide open feeling, making the 80RB feel like a much larger camper!



80S Galley & Dinette

The New 80S has a very large galley with plenty of counter space with a large round stainless steel sink and high rise faucet. The dinette table is fully adjustable and removable.

Queen and King Bed Suites...

116DS "California King" Bedroom Suite - right Features large double door wardrobe storage, nightstand and dual windows for cross ventilation, overhead storage and a 72"x84" California King mattress! (Shown here with optional Heki skylight) & 28" 12V TV.



116DS California King Bed 72"x84"

89RBS Queen Bedroom Suite - below Wow, what a wide open bedroom design! Dual windows, double door wardrobe, entertainment center shown here with LED 12 volt TV & AM/FM/CD/DVD/Bluetooth stereo



89RBS - Queen Bedroom Suite

80S - right, Featuring a North South Bed, nightstands with storage underneath. Note the standard Camper Caddy storage system & LED reading lights



80S - Open Concept Bedroom w/Camper Caddy storage

80RB North/South bedroom - right Enjoy the roomy north/south bedroom with the optional Camper Caddy for additional storage. Notice the dual bedroom windows for that open bedroom concept and comfortable cross ventilation...



80RB - Bedroom with Optional Camper Caddy

Comfortable Spacious Baths...



910DB Dry Bath



80S Unique Bath Design

Adventurer Truck Camper bathrooms are spacious and unique in design. The 910DB dry bath (far left) has plenty of storage along with an expandable shower curtain rod.

The all new eight foot 80S (center) has one of the most unique bathroom designs in the industry with large water tight storage with adjustable shelves.

The 116DS (right) features the largest wet bath available.



116DS Wet Bath

Build Your Own Camper! Learn

more at

Adventurer Floorplans...

1/2 Ton Models *

80GS

Fits
SB Trucks
6' to 6.75'
will not fit LB-8' trucks



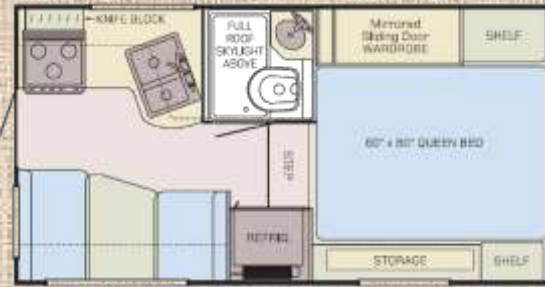
80RB

Fits
SB and LB
Trucks
(5.5' up to 8')

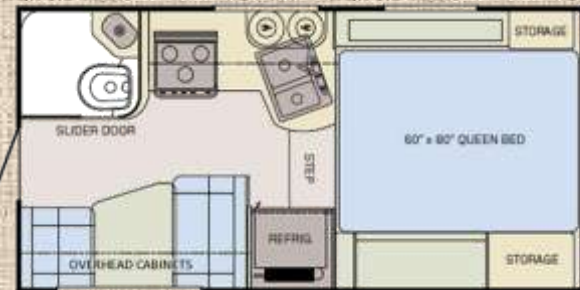


80S

New
Fits
SB and LB
Trucks
(6' up to 8')



86FB Fits SB & LB Trucks (6' and larger - Gen capable with both)



89RB Fits SB & LB Trucks (6' and larger - Gen capable with both)

* See "Truck Camper Guide Page" for Matching a Truck to a Camper

Weights & Measures

3 - Year Structural Warranty

Adventurer Campers provide a 3-year structural warranty because of our exclusive TCC Construction (True Composite Construction).

Appliance warranties vary and are set by their respective manufacturer.



Weights & Measures	80GS Single slide	80RB Non slide	80S New Single slide	86FB Non slide	89RB Non slide
Standard Sleeping Capacity	4	4	4	4	4
Floor Length	8'	8'	8'	8'6"	8'9"
Exterior Width (inches)	84"	90"	90"	96"	96"
Exterior Overall Length (Nose to rear ladder)	13'2"	15'10"	15' 10"	16'5"	16'8"
Exterior Height (Floor to top of A/C)	96"	96"	106"	106"	106"
Interior Height (inches)	78"	80.5"	78"	78"	78"
Dinette Size (inches)	34" x 61"	42" x 65"	41" x 57"	40" x 72"	40" x 76"
Fresh Water Capacity (US Gallons / Liters)	15 / 57	15 / 57	20 / 76	42 / 159	42 / 159
Grey Water Capacity (US Gallons / Liters)	6 / 23	6 / 23	14 / 53	31 / 117	25 / 95
Black Water Capacity (US Gallons / Liters)	6 / 23	6 / 23	14 / 53	31 / 117	22 / 83
Hot Water Capacity (US Gallons)	4	4	4	4	4
Refrigerator Size (Cubic Feet)	4	4	4	7	7
Dry Weight (LBS / Kilograms)	1649 / 748	1827 / 829	2017 / 915	2545 / 1154	2582 / 1171
COG (Center of Gravity inches)	39"	28.5"	34"	36"	38"

Notice: Adventurer's policy is one of continual improvement and reserves the right to make changes to all features and/or options at our discretion without prior notice and without incurring any obligation. Please confirm all options and/or weights with your dealer or an

Enhance the Experience!



86SBS Fits SB & LB Trucks (6' and larger)
Note: Fits SB only w/Gen option

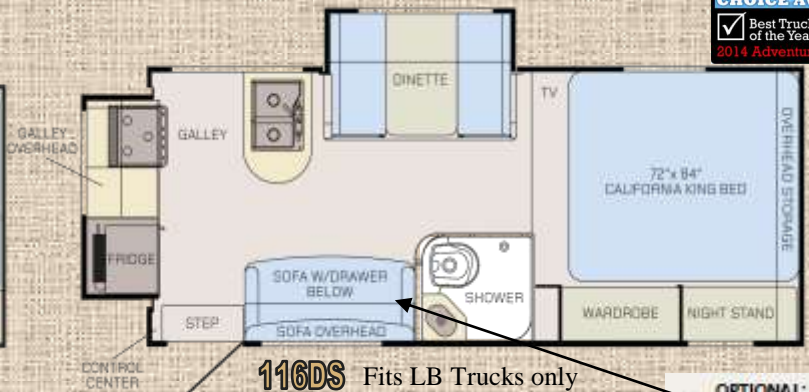


89RBS Fits SB & LB Trucks (6' & larger Gen capable with both)

TruckCamperMAGAZINE.com
2016 Readers' Choice Awards
✓ Best Truck Camper of the Year
2017 Adventurer 89RBS



910DB Fits LB Trucks only



116DS Fits LB Trucks only

TruckCamperMAGAZINE.com
2013 Readers' Choice Awards
✓ Best Truck Camper of the Year
2014 Adventurer 116DS



* See "Truck Camper Guide" Page for Matching a Truck to a Camper
Weights & Measures

86SBS Single slide	89RBS Single slide	910DB Single slide	116DS Double slide	Weights & Measures
4	4	4	6	Standard Sleeping Capacity
8'6"	8'9"	9'10"	11'6"	Floor Length
96"	96"	96"	96"	Exterior Width (inches)
16'5"	16'8"	18'11"	20'7"	Exterior Overall Length (Nose to rear ladder)
108"	107"	107"	116"	Exterior Height (Floor to top of A/C)
78"	78"	78"	76"	Interior Height (inches)
43" x 65"	43" x 66"	48" x 72"	43" x 65"	Dinette Size (inches)
44 / 167	44 / 167	44 / 167	44 / 167	Fresh Water Capacity (US Gallons / Liters)
31 / 117	25 / 117	31 / 117	31 / 117	Grey Water Capacity (US Gallons / Liters)
31 / 117	22 / 117	31 / 117	31 / 117	Black Water Capacity (US Gallons / Liters)
6	6	6	6	Hot Water Capacity (US Gallons)
7	7	7	7	Refrigerator Size (Cubic Feet)
3029 / 1374	3072 / 1393	3341 / 1515	4100 / 1860	Dry Weight (LBS / Kilograms)
37"	38"	50"	57.5"	COG (Center of Gravity inches)

3 - Year Structural Warranty

Adventurer Campers provide a 3-year structural warranty because of our exclusive TCC Construction (True Composite Construction).

Appliance warranties vary and are set by their respective manufacturer.



NOTICE: Adventurer takes great care in providing accurate truck camper weights and measures information on its units by weighing each camper individually. Please check the wardrobe or closet for an accurate unit dry weight with factory installed options at time of manufacture.

* Light Weight 1/2 Ton Campers...

“Pound for Pound” Adventurer Light Weight Truck Campers Pack a Punch!

Looking for the lightest weight, full-featured fiberglass exterior truck campers for your half ton full-size truck? Well, you've found them, The 80RB and 80GS and the all new 80S incorporate many truck camper firsts! Special composite panels and building substrates, developed and proven in the automotive and structural housing markets, shed weight while adding incredible strength and impact resistance. Adventurer's Exclusive TCC Construction (True Composite Construction) meticulously bonds these materials together, along with full closed cell block foam insulation and High Gloss exterior gel-coat fiberglass to create solid and lightweight structural components backed by our industry-leading 3-Year Structural Warranty. Adventurer meets the challenge of creating the largest self-contained truck camper to fit the 1/2 ton truck market! These campers come with interior shower, hot water tank, furnace, fresh-water foot flush toilet with fresh, grey and black holding tanks, large refrigerator w/freezer, and ample storage and built 4-season ready with tanks, water lines all enclosed inside of the unit for year around camping!

- See our newest 1/2 Ton model 80S!

See floorplan in brochure

80RB 1827 Lbs fits 1/2 ton & larger trucks, Including the Nissan Titan and the Toyota Tacoma (right). Also fits LB and larger trucks (below).

The 80RB is another industry first... This 8' truck camper features a North/South 60x80 queen bed, full bath, shower, sofa and fits all SB & LB trucks including the 5.5' Super SB!



80RB on LB F-350

80GS 1649 Lbs fits 1/2 ton & larger SB truck Fits super short bed 5.5', 6', 6.5' & 6.75" SB bed trucks)(will not fit LB trucks)

The 80GS is the only 8' truck camper with a slide-out (below), full bath with shower and well within the range of most full-sized 1/2 ton SB trucks!

Roomy East/West Bed for a shorter overhang over the truck cab.



80GS on 5.5' SSB F-150



80RB on a 5.5' SB Toyota Tundra



80GS on 5.5' SSB F-150

A Premium RV Manufacturer since 1969

ALP Exclusive, Standard & Optional Features

ALP - EXCLUSIVE FEATURES - not available on other brands

- ALP Exclusive – 3-Year Structural Warranty - See details on next page
- ALP Exclusive - TCC® Construction – superior strength construction - See details on next page
- ALP Exclusive – Front Camper Guides - Nylon guides center your camper between your wheel wells for easier loading
- ALP Exclusive – Twenty-Six inch “Friction Hinge” entry door, stays where you put it even in windy conditions
- ALP Exclusive – Flame-treated fabric upholstery
- ALP Exclusive – Digital HD “Concealed” interior mount TV antenna – no TV antenna on the roof, better reception
- ALP Exclusive - Comfort Step Bumper (optional) with SeaDek’s shock absorbing traction surface, safe and secure.
- ALP Exclusive - Gas-Filled Thermopane Windows, quieter, cooler and warmer (n/a 80GS & 80RB)
- ALP Exclusive - Dometic Seven-Cubic Foot double door refrigerator (most models)
- ALP Exclusive - Soft/Self Closing drawer guides
- ALP Exclusive - California King Bed 72”x84” (116DS)




Camper Guides



Friction Hinge Door



Concealed TV Antenna



Opt - Comfort Step Bumper



INDUSTRY LEADING STANDARD FEATURES - optional or n/a on other brands

- 12V battery disconnect switch
- 45-amp electronic power converter with “Smart” battery charger
- Automatic changeover LPG regulator (dual tank models)
- All wood full extension drawers with **soft/self closing ball-bearing metal guides**
- Black Tank Flush System (n/a 80GS & 80RB)
- Custom keyed deadbolt entry lock - Safer more secure
- Detachable 30-amp 110V power cord
- Dream Dinette – no annoying table leg in the way – easily converts into a bed with the flip of a lever (select models)
- Emergency cabover egress
- Expandable shower curtain rod - 910DB dry bath model
- Exterior sewer hose carrier
- Fantastic Fan
- Fire Extinguisher, LPG, Carbon Monoxide and Smoke detectors
- Go Power® Solar pre-wire for up to 300W of solar (n/a 80GS & 80RB)
- Hardwood cabinet doors and face frames
- High gloss gel-coat fiberglass exterior
- Inner Coil Spring Mattress (80GS & 80RB double density foam)
- Large folding entry assist handle (n/a 80GS & 80RB)
- LED interior and exterior lighting - minimal battery draw for longer camping.
- New Generation Happi-Jac Manual Jacks - just add motor kit for wireless remote electric.
- Night shades for all windows (mini blind in kitchen to meet code)
- One-piece seamless TPO (Thermal Poly.Olefin) insulated roof with 12-year manufacturer warranty
- Outside Shower
- Rear Roof Ladder - “Phat® Ladder (select models)
- Residential-style cabinet hardware
- Sealed three-burner cooktop (n/a 80GS & 80RB)
- Shurflo **Quiet Revolution** water pump
- Simulated Padded Ceiling—Elegant look of leather and easier to clean, no odor, mold or mildew like fabric/carpet
- Sink cover cutting board (select models)
- Systems Control Center (n/a 80GS)

Optional Equipment

- 19” & 28” LCD 12v TV’s (28” TV 116DS only, n/a 80GS, 80RB)
- Air Conditioner Low Profile - (10K HE High Efficiency)
- Awning Patio 12V Electric w/LED lights (116DS)
- Awning Patio Box – 8’ & 10’ (Depends on model - n/a 116DS)
- Awning – Rear 12V Elec Awning w/LED lights (n/a 80GS, 80RB)
- Awning-Slide Topper (slide-out models)
- Awning - Manual Rear (80GS, 80RB)
- Camper Caddy® Storage System (80GS, 80RB)
- Comfort Step® Bumper (select models)
- Generator Ready (req w/ gen option - n/a 80GS, 80RB)
- Generator-Onan 2500W LP (n/a 80GS, 80RB)

Optional Equipment - continued

- Heki® Skylight (n/a 80GS, 80RB)
- Jack Brackets-Swing Out Dually - (Req for dually trucks)
- Microwave Oven (n/a 80GS)
- New Gen - Happijac Electric Jacks – w/Wireless Remote
- Fold Down Bunk in Slide (86SBS only)
- Power Bunk - 26” x 76” electric bunk (910DB only)
- Short Box Ext Storage 86SBS only - (Req w/Gen or Gen Ready option)
- Solar Panel – Go Power - 100 Watt w/Controller
- Solar Panel – Go Power - Additional (can add 2 for 3 total)
- Stereo-AM/FM/CD/DVD/Bluetooth w/Ext Speakers
- Theater Seating Recliners (116DS only)




NOTICE: Adventurer (ALP), whose policy is one of continuous improvement, reserves the right to change any of the specifications without prior notice and without incurring any obligation. Even though we take great care in providing accurate information, errors and omissions can and will occur and photos may not be of current model year. If you

Construction & Special Features

Adventurer TCC Construction



TRU-COMPOSITE® CONSTRUCTION TCC® WOOD



- 1 Closed Cell Block Foam
- 2 High-Gloss Fiberglass Outer Shell
- 3 Wood Frame
- 4 Inside Wall Surface
- 5 Exterior Substrate

Wood Framed TCC® is used on non slide-out models
80GS, 80RB, 86FB, 89RB Utilize both Wood & Aluminum



TRU-COMPOSITE® CONSTRUCTION TCC® ALUMINUM



- 1 Closed Cell Block Foam
- 2 Lumber Core Insert
- 3 Aluminum Tube Frame
- 4 High-Gloss Fiberglass Outer Shell
- 5 Inside Wall Surface
- 6 Exterior Substrate

TCC® Aluminum is used on slide-out models
86SBS, 89RBS, 910DB, 116DS are all Aluminum Framed



“We’re never satisfied until Good is Better... and Better is Best”

Best Framing


2x4 & 2x2 Aircraft quality welded aluminum framing with lumber core insert for superior strength and structural integrity!

Adventurer frames and adds gussets around all windows, entry and baggage doors! Windows and doors securely attached to a solid structure, not just a foam wall!



Best Tie-Down Brackets... Adventurer

feels tie-downs are a critical construction area, that is why we use galvanized tie-down brackets bolted through our TCC laminated wing, through angle aluminum with large carriage bolts and body washers giving our Adventurer owners the **Best tie-down attachments in the industry!**



“We’re never satisfied until Good is Better... and Better is Best” -Erdman Epp,

Founder



Best Insulation...

Adventurer exclusively uses “Closed Cell” block foam insulation which provides more R-Value per inch than standard foam board. This is the same foam used to manufacturer coffee cups which also does not allow liquid penetration **giving our owners the Best Insulation!**

Best wall supports...

Adventurer exclusively uses “Custom Aluminum Extrusions” creating a solid side wall attachment point that cradles the side wall with full support and then the wall is glued with construction adhesive, clamped and lag screwed together giving our owners the **Best Side Wall**



NOTICE: Adventurer (ALP), whose policy is one of continuous improvement, reserves the right to change any of the specifications without prior notice and without incurring any obligation. Even though we take great care in providing accurate information, errors and omissions can and will occur and photos may not be of current model year. If you have any questions about our product line, please don't hesitate to contact your nearest dealer or an ALP representative for current information.


* Matching a Camper to a Truck

When purchasing a Truck Camper, there are a few important factors to consider...

1. **The payload capacity** – sometimes this rating is posted in the glove box of your truck, if not, another way to determine payload capacity would be to weigh your truck, full of fuel, people and of course the dog and then subtract that weight from the (GVWR) posted on the door of your truck (see example to the right) and that difference would equal your payload capacity (weight of camper you can carry). Example, your truck weighs 6800lbs and the GVWR on the door reads 9900lbs your payload would be 3100lbs (9900lbs-6800lbs=3100lbs).



2. **Another Way to determine Payload** is from the Tiresticker on the door post of your truck (right), this sticker is added on newer trucks reflecting tire load or payload rating



3. **GVWR (Gross Vehicle Weight Rating)** – is the maximum weight the manufacturer rates that truck to carry, including weight of the truck and all people. Cargo, fuel etc.

4. **GAWR (Gross Axle Weight Rating)** – is the maximum rating the manufacturer rates the axles to carry. To determine these ratings on your truck with cargo (camper) weigh your truck again with just the front and then just the rear axle on the scales, this will give you your axle ratings on your truck with your camper. These ratings are usually posted on the driver's side doorpost.

5. **Tire capacity (rating of your tire)** – This is the tiny fine print on the sidewall of your tire, see photo to the right, usually just behind the tire inflation number. This will usually be a direct correlation to the axle ratings and GVWR on a new truck. **This will always be your weak link** in your weight carrying capacity and should always be checked before carrying any load, and update tires if needed. ***Always make certain you choose tires with the proper load capacity to handle whatever load you are carrying in this case a camper!***



6. **COG (Center of Gravity)** – also known as Center of Balance is the point that the weight of your camper is balanced. ALP notes the COG on every camper with a large red arrow, this is determined as it is weighed and balanced as it goes out the door. Your camper COG should fall into the "Load Range" of your truck, see your owners manual for this measurement, note example from an owners manual on the left. As you can see in the example, to the right, the COG of this camper easily falls into the load range of this truck. As the owner, it is your responsibility not to exceed the weight or COG specifications of your truck when purchasing a truck camper. Always think safety first before loading a camper on your truck. Please consult your dealer, who can help you select aftermarket items designed to aid in proper use of your truck and camper combination.



Suspension Enhancements -

Suspension enhancements allow you to manage your load but does not change or add to a trucks GVWR. In some areas you can make upgrades to your truck and then have it inspected by a DOT (Department of Transportation) and you may be able to increase your "legal" GVWR. In other areas you can increase your "legal" GVWR at your licensing agency simply by paying to increase your GVWR's licensed payload. (Check with your local licensing agency for details)

Torklift Stable Loads - We use and recommend this product. Today's truck manufacturers market trucks to be our everyday driver, thus they want the empty loaded truck to be as smooth a ride as possible. To accomplish this they lower the overload spring (the heavy weight bearing springs) 3" to 4" lower to give that smoother ride when empty. The problem with this is when you add any weight to the truck it appears to be sitting low in the rear or "overloaded" since the vehicle has to drop 3 to 4" before it touches the overload spring. Stable Loads by Torklift simply fill this space so that as soon as you add the load, the weight immediately sets on the overload springs allowing your trucks suspension to do what it was designed to do, carry a load, a camper in this case.



Air Bags - We use and recommend air bags also, in the correct application! Some truck manufacturers recommend airbags in all applications and suggest you inflate them 80 to 100 lbs in the bags. **We don't recommend air bags to be used in this way**, because in too many cases, this will raise your camper up off of the suspension causing you to have a spongier unsafe ride! If you choose air bags we only recommend you inflate them so that you are just touching the overload springs of your truck for the best ride and handling characteristics.



Your Authorized Dealer:

Adventurer **2018** **Truck Campers**



Adventurer... The Ultimate Toy Hauler!

 **Adventurer**

Adventurer LP (ALP)

3303 West Washington Ave Yakima, WA 98903

PH: 509-895-7064

For the most current information visit our website at:

www.AMLRV.com

Factory Tours - Welcomed!

We invite you to visit our manufacturing facility located in Yakima, WA.

During your tour you will see Adventurer Truck Campers being assembled with industry exclusive techniques and with tremendous skill and pride.

Tours are available by appointment.

Please call for Appointment - 509-895-7064