



SINGLE-AXLE SLX



DOUBLE-AXLE SLX



JAY FLIGHT





Our Wings Get You There

Family fun happens when you spread your wings. Thanks to Jayco's amenity-packed floorplans, rock-solid construction and two full camping seasons of warranty coverage, you can. Greater peace of mind and added comfort mean better memories and lasting bonds. So go ahead. Hit the road—and let the good times fly.

Generations of Family Fun



Jay Flight SLX (single-axle): Page 4

16' 6" to 21' 8" in length



Jay Flight SLX (double-axle): Page 4

25' 6" to 36' 2" in length



Jay Flight: Page 8

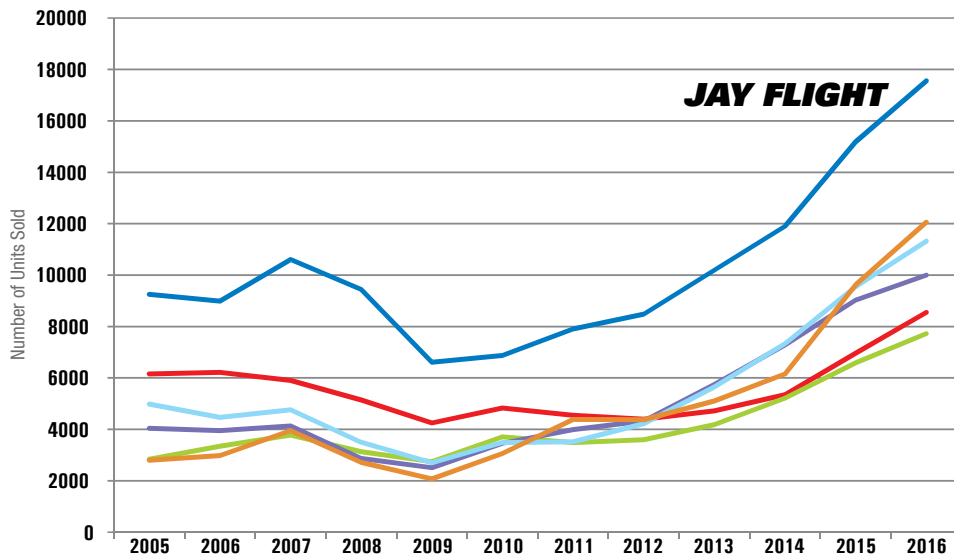
33' 9" to 37' 8" in length



DISCOVER AMERICA'S NO. 1 SELLING TRAVEL TRAILER

If it's not done well, it's not worth doing. That was Jayco founder Lloyd Bontrager's philosophy. He thought that his family deserved a better RV—and that yours does, too. One that's sturdy, carefully designed and built to last. Nearly 50 years later, his legacy lives on—in the Jay Flight.

JAY FLIGHT VS. COMPETITOR TRAVEL TRAILERS



National Stat Surveys — December year-end travel trailer shipments



**SINCE 1996, JAYCO HAS WON 77
DEALER SATISFACTION INDEX
GOLD CIRCLE AWARDS**



WHY WE CAN OFFER THE INDUSTRY'S LONGEST WARRANTY

From concept to completion, we pay the closest attention to the little things that make our RVs stronger, more durable and more reliable than the competition. It's the reason that, with the support from our select partners, we have you covered for 730 days. That's two full camping seasons. So go explore. We have the warranty that will follow you anywhere.



324BDSW INTERIOR

JAY FLIGHT SLX



POWER AWNING WITH LED LIGHT AND INTEGRATED SPEAKERS



SIMMONS® MATTRESS (SELECT MODELS)



SPARE TIRE WITH COVER



FRONT DIAMOND PLATE



WOOD-TRIMMED WINDOWS



AMERICAN-MADE GOODYEAR® TIRES



174BH INTERIOR



287BHSW BATHROOM



285RLSW KITCHEN



324BDSW ENTERTAINMENT CENTER

JAY FLIGHT SLX FLOORPLANS (7-FOOT)



JAY FLIGHT SLX | 145RB
Ext. Lgth: 16' 6" Ext. Ht: 107"
Unloaded Wt. (lbs): 2,410 Sleeps: 2-3



JAY FLIGHT SLX | 154BH
Ext. Lgth: 17' 10" Ext. Ht: 108"
Unloaded Wt. (lbs): 2,585 Sleeps: 3-4



JAY FLIGHT SLX | 174BH
Ext. Lgth: 21' 6" Ext. Ht: 108"
Unloaded Wt. (lbs): 2,960 Sleeps: 5



JAY FLIGHT SLX | 175RD
Ext. Lgth: 20' 7" Ext. Ht: 108"
Unloaded Wt. (lbs): 2,885 Sleeps: 3-4



JAY FLIGHT SLX | 195RB
Ext. Lgth: 21' 8" Ext. Ht: 107"
Unloaded Wt. (lbs): 2,890 Sleeps: 3

JAY FLIGHT SLX STANDARDS AND OPTIONS (7-FOOT)

STANDARD EXTERIOR EQUIPMENT

- 3-inch cambered steel box tube frame
- Fully integrated A-frame
- Magnum Truss™ Roof System with seamless DiFlex II material
- Entrance doors and baggage doors all Keyed-Alike™
- Galvanized steel, impact-resistant wheel wells
- Spare tire with cover
- Front window with integrated rock guard
- 20-pound propane bottle
- 20-gallon fresh water tank (145RB, 154BH)
- 30-gallon fresh water tank (174BH, 175RD, 195RB)
- 30-amp service

STANDARD INTERIOR EQUIPMENT

- 8,000-BTU wall-mounted A/C
- Wardrobe/pantry storage
- Chocolate Maple cabinet doors
- Acrylic sink
- Brushed nickel faucets
- 2-burner range
- 3-cubic-foot refrigerator with temperature controls
- Microwave oven
- Premium multimedia sound system with Bluetooth® connectivity
- Digital TV antenna
- Marine toilet with foot flush
- Wood-trimmed mirror in bathroom
- 300-pound-rated bunk beds with 4-inch thick mats

POPULAR OPTIONS

- 13,500-BTU roof-mounted A/C
- Bedspread with shams (195RB)

CUSTOMER VALUE PACKAGE (mandatory)

- Goodyear® tires (made in the USA)
- 6-gallon gas water heater
- Bath skylight
- Front diamond plate
- Pleated window shades
- Power awning with LED light and integrated speakers
- Range hood
- Stabilizer jacks with sand pads (2)
- Water heater bypass

BAJA EDITION PACKAGE


- 30-pound LP bottle
- Flipped axle
- Goodyear off-road tires
- Enclosed underbelly
- Double step
- Stabilizer jacks (4)
- Black diamond plate sidewall skirt

JAY FLIGHT SLX INTERIOR DÉCOR (8-FOOT-WIDE MODELS ONLY)

HAVANA



SMOKE



JAY FLIGHT SLX FLOORPLANS (8-FOOT)



JAY FLIGHT SLX | 212QBW

Ext. Lgth: 25' 6" Ext. Ht: 127"
Unloaded Wt. (lbs): 4,055 Sleeps: 4



JAY FLIGHT SLX | 232RBW

Ext. Lgth: 27' 2" Ext. Ht: 126"
Unloaded Wt. (lbs): 4,380 Sleeps: 4-6



JAY FLIGHT SLX | 242BHSW

Ext. Lgth: 29' 2" Ext. Ht: 133"
Unloaded Wt. (lbs): 5,335 Sleeps: 7-8



JAY FLIGHT SLX | 245RLSW **OPTION A**

Ext. Lgth: 28' 2" Ext. Ht: 133"
Unloaded Wt. (lbs): 5,110 Sleeps: 4-6



JAY FLIGHT SLX | 248RBSW

Ext. Lgth: 28' 8" Ext. Ht: 133"
Unloaded Wt. (lbs): 5,065 Sleeps: 4-6



JAY FLIGHT SLX | 264BHW

Ext. Lgth: 29' 3" Ext. Ht: 126"
Unloaded Wt. (lbs): 4,545 Sleeps: 8-10



JAY FLIGHT SLX | 267BHSW **OPTIONS: A, B**

Ext. Lgth: 30' 2" Ext. Ht: 133"
Unloaded Wt. (lbs): 5,515 Sleeps: 6-8



JAY FLIGHT SLX | 285RLSW

Ext. Lgth: 32' 5" Ext. Ht: 137"
Unloaded Wt. (lbs): 6,170 Sleeps: 4-6



JAY FLIGHT SLX | 287BHSW

Ext. Lgth: 33' 5" Ext. Ht: 133"
Unloaded Wt. (lbs): 6,115 Sleeps: 8-10



JAY FLIGHT SLX | 294QBSW **OPTION A**

Ext. Lgth: 35' 5" Ext. Ht: 135"
Unloaded Wt. (lbs): 6,455 Sleeps: 8-10



JAY FLIGHT SLX | 324BDSW **OPTION A**

Ext. Lgth: 36' 2" Ext. Ht: 135"
Unloaded Wt. (lbs): 7,560 Sleeps: 6-10

OPTIONS:

OPTION A



HIDE A BED OPTION

OPTION B



TABLE & CHAIRS OPTION

JAY FLIGHT SLX STANDARDS AND OPTIONS (8-FOOT)

CUSTOMER VALUE PACKAGE (mandatory)

Front diamond plate
Goodyear tires (made in the USA)
Power awning with LED light and integrated speakers
Stabilizer jacks with sand pads
Range hood
6-gallon gas DSI water heater
Water heater bypass
Pleated window shades
Bathroom skylight

ROCKY MOUNTAIN EDITION

Power tongue jack
Second fresh water tank (80-gallon capacity)
Kitchen sink cover with drying rack
Pullout kitchen faucet with sprayer
Tile-look backsplash
8-cubic-foot refrigerator
6-gallon gas/electric DSI water heater
Decorative slide room lighting
AM/FM/CD/DVD player with Bluetooth and HDMI® connectivity
Master bedroom door in lieu of curtains (select models)

BAJA EDITION PACKAGE

Goodyear 16-inch off-road tires
Triple-tread step
Flipped axle
Solar prep

STANDARD EXTERIOR EQUIPMENT

I-Class™ cambered structural steel I-beams
Fully integrated A-frame
Power tongue jack
¾-inch tongue-and-groove plywood floor decking
Magnum Truss Roof System with seamless DiFlex II material
2-sided, reflective foil insulation in flush-floor slideout floors
Entrance doors and baggage doors all Keyed-Alike
Galvanized steel, impact-resistant wheel wells
Spare tire with cover
30-pound LP bottle
Hitch light
Black tank flush
Pullout camp kitchen (242BHSW, 294QBSW)
Outside shower
13,500-BTU A/C

STANDARD INTERIOR EQUIPMENT

81-inch ceiling height
Wardrobe/pantry storage
Chocolate Maple cabinet doors
Large 60/40 acrylic kitchen sink
3-burner range
6-cubic-foot Norcold® refrigerator with temperature controls
Microwave oven
Smoked-glass cabinet inserts (select models)
Premium multimedia sound system with MP3 input jacks and Bluetooth connectivity
Residential-height plywood bed platforms
Shaw® residential-grade carpet (select models)
Digital TV antenna
Cable/satellite TV hookup

Marine toilet with foot flush

Tub surround

Queen Simmons® mattress with bed struts

300-pound (single) and 600-pound (double) rated bunk beds

Privacy curtains in bunk areas

4-inch-thick bunk mats

POPULAR OPTIONS

Enclosed underbelly

Thermal Package: insulated, heated and enclosed underbelly and 2-sided foil insulation in main roof and slideout doors

Aluminum rims

50-amp service (285RLSW, 287BHSW, 294QBSW, 324BDSW)

Cargo accessory receiver

Chil N' Stor (245RLSW)

Bumper-mount outside grill

Sani-Con® holding tank evacuation system

Roof ladder

Freestanding dinette (245RLSW, 285RLSW)

Hide-a-bed sofa with floor LED lighting (select models)

Bedspread with shams

LED TV 29-inch to 32-inch sized by model

JAY FLIGHT FLOORPLANS



JAY FLIGHT | 29BHDB | OPTION A

Ext. Lgth: 34' 2" Ext. Ht: 133" Unloaded Wt. (lbs): 6,800 Sleeps: 8-10



JAY FLIGHT | 29RKS | OPTIONS: A, B, C

Ext. Lgth: 33' 9" Ext. Ht: 134" Unloaded Wt. (lbs): 6,770 Sleeps: 3-6



JAY FLIGHT | 29RLDS | OPTIONS: A, C

Ext. Lgth: TBD Ext. Ht: TBD Unloaded Wt. (lbs): TBD Sleeps: 2-4



JAY FLIGHT | 31QBDS | OPTION A

Ext. Lgth: 35' 10" Ext. Ht: 134" Unloaded Wt. (lbs): 7,625 Sleeps: 8-10



JAY FLIGHT | 32TSBH | OPTION A

Ext. Lgth: 36' 2" Ext. Ht: 134" Unloaded Wt. (lbs): 8,515 Sleeps: 9-11



JAY FLIGHT | 33RBTS | OPTIONS: A, B

Ext. Lgth: 37' 8" Ext. Ht: 134" Unloaded Wt. (lbs): 8,600 Sleeps: 7-9



JAY FLIGHT | 34RSBS | OPTIONS: B, C, D, E

Ext. Lgth: 37' 6" Ext. Ht: 134" Unloaded Wt. (lbs): 8,765 Sleeps: 3-6



JAY FLIGHT | 38BHDS | OPTIONS: A, D, F, G, H

Ext. Lgth: TBD Ext. Ht: TBD Unloaded Wt. (lbs): TBD Sleeps: 8-10



JAY FLIGHT | 38FDDS | OPTIONS: A, D, F

Ext. Lgth: TBD Ext. Ht: TBD Unloaded Wt. (lbs): TBD Sleeps: 6-8

JAY FLIGHT SPECS

MODELS	DIMENSIONS				WEIGHT (LBS.)				TANKS (GALS.)		
FLOORPLAN	EXTERIOR TRAVEL LENGTH	EXTERIOR WIDTH	EXTERIOR HEIGHT (WITH A/C)	INTERIOR HEIGHT	UNLOADED VEHICLE WEIGHT	DRY HITCH WEIGHT	GROSS VEHICLE WEIGHT RATING	CARGO CARRYING CAPACITY	FRESH WATER CAPACITY (INCLUDES WATER HEATER)	GREY WASTE WATER CAPACITY	BLACK WASTE WATER CAPACITY
29BHDB	34' 2"	96"	133"	81"	6,800	780	9,250	2,450	86	78*	78*
29RKS	33' 9"	96"	134"	81"	6,770	800	9,500	2,730	86	78*	39
29RLDS	TBD	96"	TBD	81"	TBD	TBD	TBD	TBD	TBD	39	39
31QBDS	35' 10"	96"	134"	81"	7,625	900	10,250	2,625	86	41*	39
32TSBH	36' 2"	96"	134"	81"	8,515	745	10,950	2,435	86	41*	39
33RBTS	37' 8"	96"	134"	81"	8,600	875	10,950	2,350	86	71.5*	39
34RSBS	37' 6"	96"	134"	81"	8,765	1,260	11,250	2,485	86	78*	39
38BHDS	TBD	96"	TBD	81"	TBD	TBD	TBD	TBD	90	39	39
38FDDS	TBD	96"	TBD	81"	TBD	TBD	TBD	TBD	90	39	39

*Split tanks

Unloaded Vehicle Weight (UUV): Sometimes referred to as "Dry Weight," UUV means the typical weight of this trailer as built at the factory. The UUV, as used in product literature and other promotional materials, does not include cargo, fresh water, propane, options or dealer-installed accessories.

Gross Vehicle Weight Rating (GVWR): GVWR means the maximum permissible weight of the trailer, including the UUV plus personal items, all cargo, fluids, options and dealer-installed accessories. The GVWR is equal to or greater than the sum of the UUV and the CCC.

Cargo Carrying Capacity (CCC): CCC means the maximum weight of personal items, food, fresh water, propane, tools, other cargo and dealer-installed accessories that can be carried by the trailer. CCC is equal to or less than GVWR minus UUV. The addition of options will decrease the CCC.

Hitch Weight (HW): The hitch weight, as used in product literature and other promotional materials, does not include cargo, fresh water, propane gas, options or dealer-installed accessories. The addition of these types of items will either add to or subtract from the stated hitch weight.

It is important for your safety and enjoyment that your tow vehicle be adequately sized and equipped to tow and handle the GVWR of the RV you select. Review weights and rating of your tow vehicle and consult a competent advisor for questions or advice. Whether you are new to RVing or a veteran, get a feel for the performance of your tow vehicle before heading out on the roadways. When you tow an RV, you must drive differently than when you drive a single vehicle. Practice hooking up, driving, backing up and braking in a safe environment or seek out professional instruction. Jayco affixes a weight label to each RV which lists weight information for that vehicle. See specifications chart above.

OPTIONS:

OPTION A



HIDE A BED OPTION

OPTION B



TABLE & CHAIRS OPTION

OPTION C




PATIO DOOR OPTION

OPTION D



KING BED OPTION

OPTION E



HIDE A BED OPTION

OPTION F



RV DOOR OPTION

OPTION G



FRONT QUEEN BED OPTION

OPTION H



FRONT QUAD BUNK OPTION

FLOORPLAN LEGEND:

	STORAGE		MICRO MICROWAVE
	TRAILER HITCH		OHC OVERHEAD CABINETS
	LAV BATHROOM SINK		FRIDGE REFRIGERATOR
	MED MEDICINE CABINET		WARD WARDROBE

JAY FLIGHT STANDARDS AND OPTIONS

CUSTOMER VALUE PACKAGE (mandatory)

- 13,500-BTU roof-mounted A/C
- 30-pound propane bottles (2) with cover
- 6-gallon gas/electric DSI water heater (10-gallon in 38BHDS, 38FDDS)
- Bathroom power fan
- Bathroom skylight
- Cable/satellite TV hookup
- Digital TV antenna
- Goodyear® tires (made in the USA)
- Outside shower
- Power tongue jack
- Spare tire with cover
- Tub surround
- Water heater bypass

ELITE PACKAGE (mandatory)

- Black tank flush
- Porcelain foot flush toilet
- Second fresh water tank (80-gallon total capacity)
- Large main entry door grab handle
- 8-cubic-foot refrigerator with stainless front (18-cubic-foot residential refrigerator in 38BHDS, 38FDDS)
- Large 50/50 kitchen sink with pullout faucet
- Kitchen sink cover and drying rack
- Stainless microwave oven
- Stainless oven
- Chocolate Maple cabinet doors
- AM/FM/CD/DVD player with MP3 input and Bluetooth® and HDMI® connectivity
- Solar prep
- Dual USB and 12V charging port

STANDARD EXTERIOR EQUIPMENT

- I-Class™ cambered structural steel I-beams
- Fully integrated A-frame
- 5/8-inch tongue-and-groove plywood floor decking
- Magnum Truss™ Roof System with seamless DiFlex II material
- 2-sided, reflective foil insulation in flush-floor slideout floors
- Large exterior downspouts
- 72-inch x 30-inch main entrance door
- Entrance doors and baggage doors all Keyed-Alike™
- Radial tires with galvanized steel, impact-resistant wheel wells
- 30-amp service
- Power awning with LED light and integrated speakers
- Outside kitchen (standard on 29BHDB, 32TSBH, 33RBTS; optional on 31QBDS)
- Utility lighting system
- Front diamond plate
- Stabilizer jacks with sand pads (4)

STANDARD INTERIOR EQUIPMENT

- 81-inch ceiling height
- Wardrobe/pantry storage
- Coat hook by entry door (select models)
- 3-burner range with 9,000-BTU SuperBurner™ and piezo igniter
- Range hood
- Decorative dinette and slideout room lighting (SuperSlide models)
- Brushed nickel faucets
- Vented kitchen window
- Hidden-switch command/charging center

- Backup/security camera prep
- J-Steel™ jackknife sofa
- Sofa with folding bunk (33RBTS)
- DiamondFlor® vinyl flooring
- Shaw® residential-grade carpet (select models)
- Vented windows in slideout room end walls (SuperSlide models)
- Pleated window shades
- Glass shower door (select models)
- Shower curtain with curved shower track (select models)
- Queen Simmons® mattress
- Residential-height plywood bed platforms
- Main bed struts
- 300-pound-rated bunk beds (select models)
- 600-pound-rated bunk beds (double bunks)
- Privacy curtains in bunk areas (select models)
- Vented bunk windows (select models)
- 4-inch-thick bunk mats (select models)
- Wooden bedroom doors (select models)
- Smoked-glass cabinet inserts
- LED accent lighting in kitchen
- Up/down-style dinette table (main booth dinette only)
- Bedspread with shams

OPTIONS

- Customer Value Package with 15,000-BTU A/C
- Thermal Package: insulated, heated and enclosed underbelly and 2-sided reflective foil insulation in main roof and slideout floors
- 28-inch LED TV (model-specific)
- 32-inch LED TV (model-specific)
- 39-inch LED TV (model-specific)
- 48-inch TV (mandatory in 34RSBS)

- Second A/C in bedroom (select models)
- 50-amp service with second A/C prep (select models) (std. in 34RSBS)
- Aluminum rims
- Bumper-mount outside grill
- Cargo accessory receiver
- Electric auto-leveling system
- Electric stabilizer jacks (4)
- Fiberglass sidewalls with frameless windows
- Fireplace (29RLDS, 33RBTS, 38BHDS)
- Freestanding table with 4 chairs (select models) (std. in 29RLDS)
- Front quad bunk (38BHDS)
- Front queen bed (38BHDS)
- Hide-a-bed with LED floor lighting (select models)
- King bed (34RSBS, 38BHDS, 38FDDS)
- Outside kitchen (31QBDS)
- Patio door (29RKS, 29RLDS, 34RSBS) (std. on 38BHDS, 38FDDS)
- Rear sofa with folding bunk (33RBTS)
- Roof ladder
- Kitchen skylight with shade
- Multifunctional digital remote
- Sani-Con® holding tank evacuation system
- Carpet in living area (34RSBS, 38FDDS)
- Carpet in rear bedroom (32TSBH)

JAY FLIGHT INTERIOR DÉCOR

SADDLE



TUMBLEWEED



DUNE



CANYON



ELITE PACKAGE (MANDATORY)

- Black tank flush
- Second fresh water tank (80-gallon total capacity)
- Large main entry door grab handle*
- 8-cubic-foot refrigerator with stainless front (18-cubic-foot residential refrigerator in 38BHDS and 38FDDS)
- Large 50/50 kitchen sink with pullout faucet
- Upgraded kitchen sink with cover and drying rack*
- Porcelain foot flush toilet*
- Stainless microwave oven
- Stainless oven
- Chocolate Maple cabinet doors*
- AM/FM/CD/DVD player with MP3 input and Bluetooth® and HDMI® connectivity*
- Solar prep
- Dual USB/12V charging port*

*Pictured below and right



LARGE MAIN ENTRY DOOR GRAB HANDLE



UPGRADED KITCHEN SINK WITH COVER AND DRYING RACK

POPULAR OPTIONS



THERMAL PACKAGE: INSULATED, HEATED AND ENCLOSED UNDERBELLY AND REFLECTIVE FOIL INSULATION IN MAIN ROOF AND SLIDEOUT FLOORS



FIBERGLASS SIDEWALLS WITH FRAMELESS WINDOWS



HIDE-A-BED WITH LED FLOOR LIGHTING (SELECT MODELS)

MAIN INTERIOR KEY

1. Interior LED lighting
2. Decorative lighting above dinette and on slideout wall
3. 8-cubic-foot refrigerator
4. Shaw® residential carpet
5. DiamondFlor® vinyl flooring
6. Directional and closeable A/C vents



PORCELAIN FOOT FLUSH TOILET



DUAL USB AND 12V CHARGING PORT



CHOCOLATE MAPLE CABINET DOORS



AM/FM/CD/DVD PLAYER WITH MP3 INPUT AND BLUETOOTH AND HDMI CONNECTIVITY

STANDARD FEATURES



QUEEN SIMMONS® MATTRESS



AMERICAN-MADE GOODYEAR® TIRES



DINETTE STORAGE WITH REMOVABLE TRAYS



OUTSIDE KITCHEN (SELECT MODELS)



34RSBS INTERIOR



JAY FLIGHT



THE JAYCO DIFFERENCE

1. **Hand-tucked and glued fiberglass insulation** increases the insulation value near the 2-inch x 2-inch wooden studs; competitors use a blanket-insulation technique
2. **An optional fiberglass package** offers a smooth, sleek look; front walls are vacuum-bonded for added durability, while the sidewalls and rear walls are pinch rolled, for an affordable combination


3. **Magnum Truss™ Roof System** withstands 4,500 pounds—50 percent more than other roofs; by using 3/8-inch plywood decking screwed down at every seam, we offer higher durability than competitors' stapled construction; a one-piece, sidewall-wrapped DiFlex II material provides the ultimate in leak protection



4. **Durable floors** feature 5/8-inch tongue-and-groove plywood (n/a on 7-foot Jay Flight SLX) on 2-inch x 3-inch wooden joists, wrapped with a protective moisture barrier to keep the elements at bay
5. **Galvanized steel wheel wells**, not found on competing models, reduce heat loss and prevent damage in case of road debris
6. **Integrated A-frame** with I-beams forged as one, not welded; adds more strength and durability to the frame foundation and prevents the hitch from buckling
7. **Dual-sided reflective foil insulation**, rated at R-15, available in slideout floors and main roof



Meet your Jayco Dealer



We work hard—so you can play hard. From finding the perfect Jayco for your family to providing flexible financing options and full-service support, we're here to help.

Follow Jayco



Jayco, Inc. | P.O. Box 460 | Middlebury, IN 46540

See dealer for further information and prices. All information in this brochure and on www.jayco.com is the latest available at the time of publication approval. Jayco reserves the right to make changes and to discontinue models without notice or obligation. Photography may show optional equipment or props used for decoration purposes only. RVs built for sale in Canada may differ to conform to Canadian codes. JAYCO and the JAYCO BIRD IN FLIGHT are registered trademarks of Jayco, Inc. Printed in U.S.A. 40K 07/17 ©2017 Jayco, Inc. 274777

Travel with Confidence



At Jayco, we build our RVs to handle every adventure, then back them with our industry-leading 2-year limited warranty. We, with support from our select partners, have you covered for **2 camping seasons**. That's **730 days**. You won't find a better warranty in the business, because the only strings we attach are those that deliver the ultimate in reliability. That's the Jayco difference. So go explore. We have the warranty that will follow you anywhere. For a copy of our 2-year limited warranty with complete terms and conditions, please contact your local Jayco dealer.



Featuring Durawall® Technology—ENGINEERED to help you tow with confidence

eco advantage™

Jayco's long-term commitment to generations of family fun

After six years of increased efforts to eliminate waste, conserve energy and increase recycling, we've come a long way in building RVs that are not only better for your family—but also better for the planet.

Learn more at Jayco.com/EcoAdvantage