

Big Country

BY HEARTLAND



Where Value
Meets Luxury





1. Laminated Sidewall

- High gloss laminated fiberglass sidewall w/double layer luan
- Multi-lay w/block foam insulation
- R11 insulation
- Deluxe power exterior awning w/led light
- Drip rail w/down spouts

2. Roof Construction

- 5" Welded aluminum frame
- R34 insulation
- One-piece walkable EPDM rubber roof
- Radius metal roof cap

3. Laminated Floor Construction

- Durable 2 1/2" aluminum framing
- Multi-layer w/block foam insulation
- 3/8" Seamless deck floor
- Main floor R38 – upper deck R14

4. 30,000 BTU Whisper Quiet ducted A/C System

5. 12" I-Beam frame

6. G14 Rated tires w/ aluminum rims

7. Painted fiberglass cap

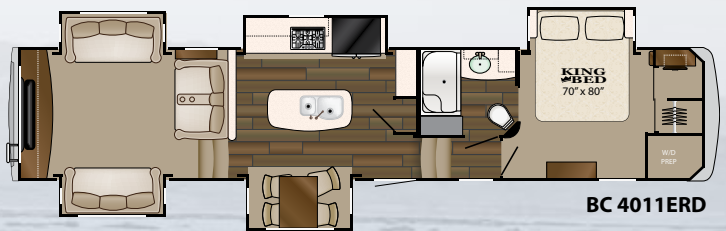
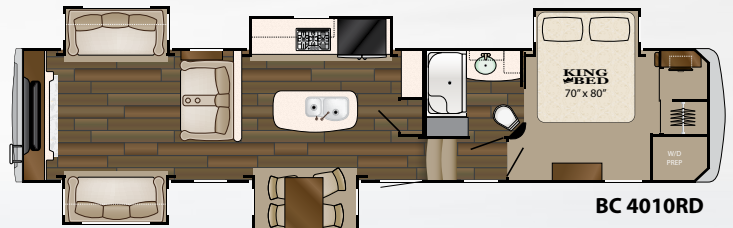
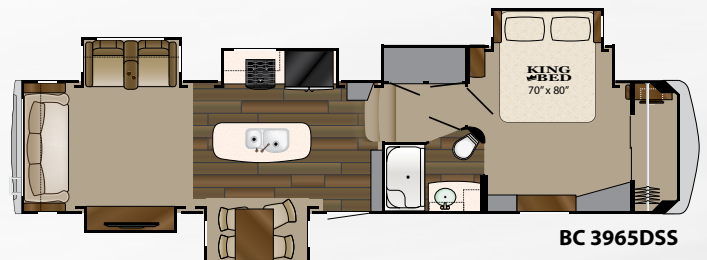
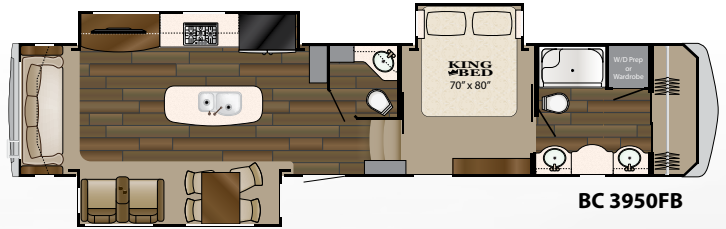
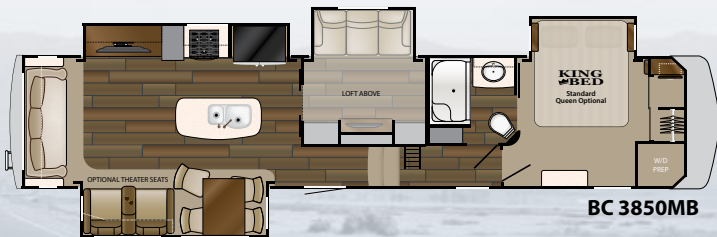
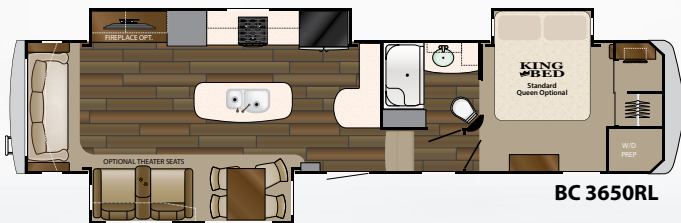
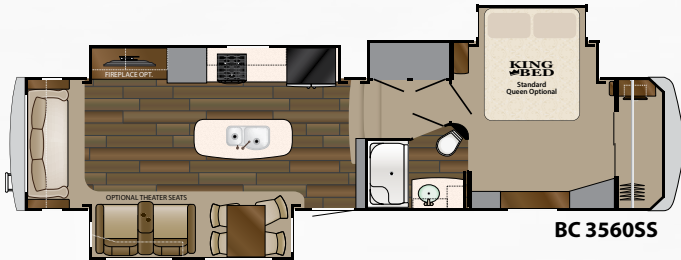
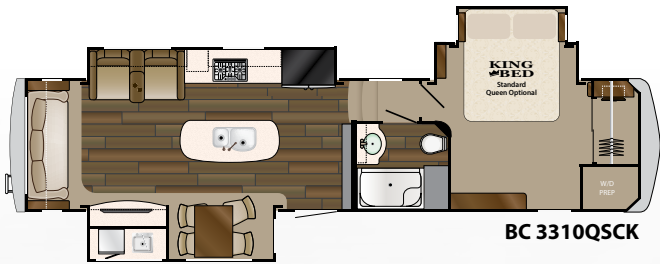
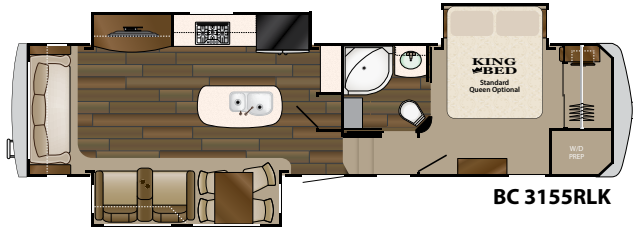
8. Insulated slam style cargo doors with magnetic hold backs

9. Tight Turn technology



Big Country

BY HEARTLAND



MODEL	3155RLK	3310QSCK	3560SS	3650RL	3850MB	3950FB	3965DSS	4010RD	4011ERD
LENGTH	35' 10"	38' 0"	40' 7"	39' 5"	43' 6"	41' 11"	40' 7"	42' 5"	43' 5"
DRY	12,255	TBD	13,420	12,575	13,884	13,545	13,978	13,835	14,209
HITCH	2,365	TBD	2,888	2,350	3,070	2,825	2,900	2,265	3,175
HEIGHT	13' 3"	13' 3"	13' 3"	13' 3"	13' 3"	13' 3"	13' 3"	13' 3"	13' 3"



GENERAL EQUIPMENT:

Frame

12" I-beam drop frame with powder coating

Tires / Axles/ Suspension

G14-rated 16" tires with aluminum rims and leaf springs
MOR/ryde 3000 suspension
4 Shocks at each tire
2" X 12" Nev-R-Adjust brakes by Dexter
7,000 Lb. Dexter axles with easy lube hubs

Underbelly

Seamless corrugated material
Heated and enclosed underbelly
Flex foil insulation (R-14)

Interior/ Kitchen

Stained hardwood cabinetry and fascia
All cabinet frames are pre-drilled and screwed together – no staples.
Deep stainless steel kitchen sink
Recessed 3 burner cook top with oven and solid surface covers
Led lighting throughout.

Living Room

Night shades throughout
Ceiling fan
Power theater seats
Tri- fold sleeping sofa (most models)
High-output entertainment system with dvd/ bluetooth and HDMI

Bedroom

Bedroom slideout with under bed storage
King size bed
Walk-in wardrobe closet
Stackable washer dryer closet
6'-4" Bedroom ceiling height
Reading lights over the bed.
32" Deep bedroom electric cable slide room (most models)

Bath Area

Porcelain commode with foot flush
Roof vent
Heat and A/C duct
Large medicine cabinet
6' 4" Bath ceiling height
1-Piece fiberglass shower (mega/mini mega where available)
Luxury glass shower surround

Plumbing

Color – coded plumb-plex water liner with 10/25 year warranty
Quick and easy winterization system

Tank Size

75 Gallon fresh water system
90 Gallon gray
45 Gallon black tank
(2) 30#LP bottles

Power

80 Amp/12V DC power converter
50 Amp detachable marine power cord
110V exterior electrical receptacles
Battery disconnect

HVAC

4200 BTU furnace
Seamless one piece below floor heat duct
30K BTU whisper quiet A/C system

Other Interior Standards

Hydraulic slide system with manual override for slide room
Multi-seal slam room with one piece weather-proof floor pan
All-in-one master control panel with tank monitors, slide and light switches.

Exterior Features

Large exterior storage fully lined with entertainment prep.
Insulated slam style cargo doors with magnetic hold backs.
Exterior speakers
Light at entry step
Extended hitch pin
Large entry assist grab handle
Rear ladder
6-Point hydraulic level-up – auto leveling system

Universal Docking Center - all system hook-ups in one convenient and concealed compartment.

Black tank flush system
City water hook up with high pressure fresh tank fill
Exterior shower with hot & cold water
Satellite and antenna connections
All tanks pull handles
Winterization valves
Water Filter

Largest Exterior Storage In Its Class

Over 145 cubic feet of storage with 12V lighting
Rubber diamond plate flooring with 3 D-type tie-down rings
Large insulated slam baggage doors
Unobstructed pass through design
1 Cable connection / 110V outlet

Safety Features

Smoke detectors
Fire extinguisher
LP gas & CO2 detector inside unit
Break away switch
All safety glass windows
120V GFI protected outlets
Fire escape windows

Options:

Exterior

Slide toppers – awnings
Dual pane frameless windows
50Amp automatic power cord reel
Mor/Ryde hitch
Generator prep
5.5L Onan generator (prep required)
Yeti extreme weather package

Options: Interior

32" Bedroom TV
Queen bed in place of king
Three speed, temperature control fan in bathroom with rain sensor
Artistic beam ceiling
Heat pump options (ask dealer for details)
22 cubic foot residential refrigerator

BIG COUNTRY PACKAGES

ELITE PACKAGE

High Gloss Sidewalls
Painted Fiberglass Front Cap
Aluminum Framed & Laminated Floors/Sidewalls
Frameless Bonded Windows
G Rated Tires
EZ Lube Dexter Axles
Nev-R-Adjust Brake Package
MorRyde 3000 Suspension with Shocks
6-pt hydraulic Level-up
Hydraulic Slide Selector Switches
50AMP Service
Battery Disconnect
Universal Docking Center with Black Tank Flush and Exterior Shower
Heated and Enclosed Underbelly
Drop Frame Storage
Slam Baggage Style Doors
LED Stop/Turn/Tail Lights
Pre Wire for Wingard Trav'ler Satellite System
Spare Tire & Carrier
Back-up Camera Prep
Solar Prep
Aluminum Entry Steps

INDEPENDENCE PACKAGE

Solid Stained Hardwood Interior Cabinets and Fascia
Dinette Table with 4 Chairs
Solid Surface Counter Tops
Drawers with Solid Wood Bottoms and Full Extension Drawer Guides
80/20 Stainless Style Kitchen Sink with Residential Style Faucet
Stainless Steel Gas Oven & Three Burner Cook Top
30" Convection Microwave
18Cu. Stainless Steel Gas/Electric Refrigerator
Electric Fireplace
30KBTU Whisper Quiet A/C System
10 Gal DSI 110/12V Water Heater
Fantastic Fan with Rain Sensor
Washer/Dryer Prep
One Piece Fiberglass shower
Cold Crack Resistant floor
LED TV
Tri-Fold Sleeper Style Sofa
Power Theater Style Seats with Heat & Massage
MCD Nigh Roller Shades
LED Interior Lighting
30" Convection microwave
Expandable free standing dinette & chairs
Pre-wired for Wingard Trav'ler satellite system
LED entry light
Under mount spare tire & carrier
Solar prep
Back-up camera prep
LED stop/turn tail lights

Product information is as accurate as possible as of the date of publication of this brochure. Due to Heartland's commitment to continuous product improvement - floorplans, materials, components, features, measurements, specifications, options, etc. are subject to change at any time without notice or obligation. In certain conditions some additional equipment may be needed. Photos may show optional equipment or props used for photography purposes only.

Heartland has listed the approximate base weight of the trailer without the option equipment included. Option equipment will impact the weight of the trailer. Please locate the weight sticker attached to the trailer you are considering for the most accurate trailer weight.

Tow Vehicle Caution: Owners of Heartland recreational vehicles are solely responsible for the selection and proper use of tow vehicles. All customers should consult with a motor vehicle manufacturer or their dealer concerning the purchase and use of suitable tow vehicles for Heartland products. Heartland disclaims any liability or damages suffered as a result of the selection, operation, use or misuse of a tow vehicle. Heartland's limited warranty does not cover damage to the recreational vehicle or the tow vehicle as a result of the selection of the tow vehicle.

10,000 Litho 9/17



Heartland Recreational Vehicles
2831 Dexter Drive
Elkhart, Indiana 46514
574-262-5992

Your Authorized Heartland Dealer: