



AMERICAN MADE | ELITE LUXURY | TRUE INNOVATION
www.americancoach.com

AMERICAN REVOLUTION SE

2018 AMERICAN COACH
CLASS A DIESEL

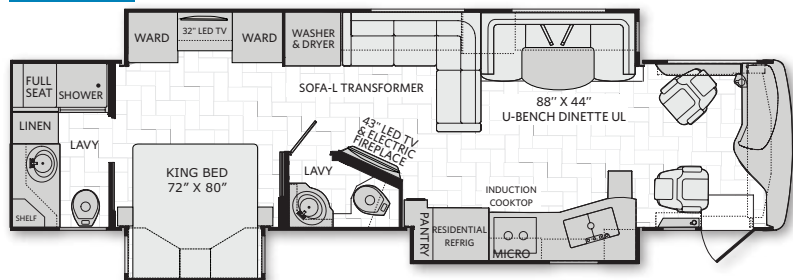


OUR VEHICLES CONNECT AND PROTECT
PEOPLE AROUND THE WORLD EVERYDAY.
www.revgroup.com



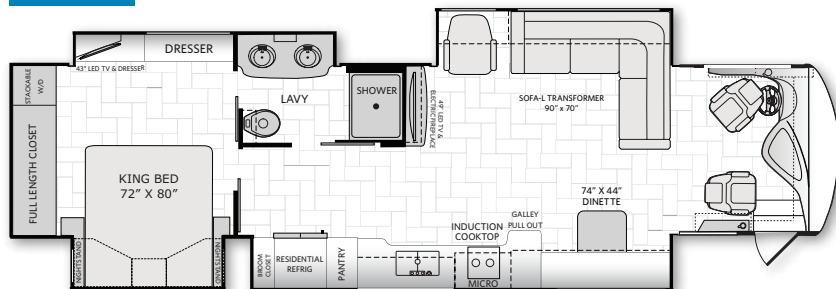
38K

Options: 194, 833



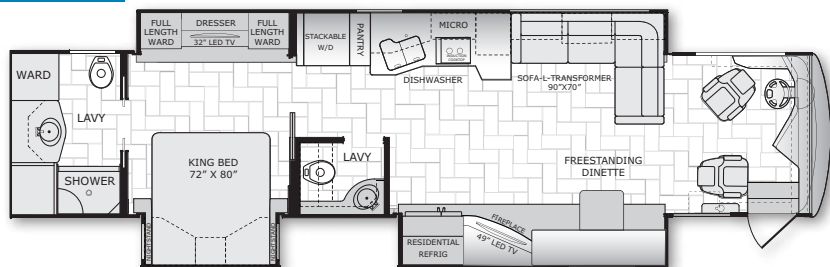
39F

Options: 830



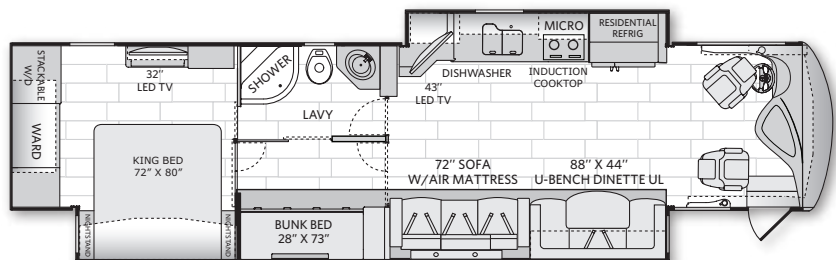
40D

Options: 194



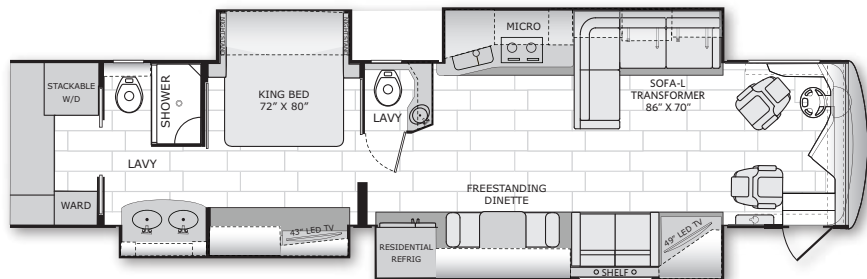
40G

Options: 194, 833




44H


Options: 194, 489, 634, 830




Rush




Accent



Lust



Blaze





CELESTIAL REFLECTION	1		2		3	
	4		5		6	
MONARCH BRONZE	1		2		3	
	4		5		6	
TIME SQUARE	1		2		3	
	4		5		6	

1 SOFA 2 LIVING ACCENT 3 BEDSPREAD 4 COUNTERTOP 5 FLOORING 6 CARPET

CHASSIS

MODEL	38K	39F	40D	40G	44H
Wheelbase (inches)	252"	263"	276"	276"	309"
Front GAWR (lbs) ²	12,400	12,400	12,400	12,400	13,200
Rear GAWR (lbs) ²	24,000	24,000	24,000	24,000	20,000
Rear Tag GAWR (lbs)	N/A	N/A	N/A	N/A	10,000
GCWR (lbs) ³	46,400	46,400	46,400	46,400	52,200
Hitch Rating Weight (lbs) [†]	10,000	10,000	10,000	10,000	15,000
Tongue Weight (lbs) [†]	1,000	1,000	1,000	1,000	1,500
Fuel Capacity (gal)	100	100	100	100	100

LIBERTY® CHASSIS (38K, 39F, 40D, 40E)

Model: Freightliner® XCM Series
 Engine: Cummins ISL 8.9L
 Transmission: Allison®, 3,000 MH 6-Speed w/Electronic Shifter
 Alternator: Delcom Remy 160 Amp
 Torque: 1,150 lb.-ft. @ 1,400 RPM
 Horsepower: 380HP

LIBERTY® CHASSIS (44H)

Model: Freightliner® XCM Series
 Engine: Cummins ISB 8.9L
 Transmission: Allison®, 3,000 MH 6-Speed w/Electronic Shifter
 Alternator: Delcom Remy 160 Amp
 Torque: 1,250 lb.-ft. @ 1,400 RPM
 Horsepower: 450HP

DIMENSIONS AND CAPACITIES

MODEL	38K	39F	40D	40G	44H
Overall Length (inches) ⁴	38' 8"	40' 1"	41' 4"	41' 4"	44'
Overall Height (suspension inflated)	12' 10"	12' 10"	12' 10"	12' 10"	12' 10"
Overall Width (maximum) ^{5, 6}	102"	102"	102"	102"	102"
Interior Height (maximum)	84"	84"	84"	84"	84"
Interior Width (maximum)	96"	96"	96"	96"	96"
Patio Awning Width	19' 8"	19' 8"	19' 8"	19' 8"	19' 8"
Interior Storage (cu. ft.)	151	173	196	176	227
Exterior Storage (cu. ft.)	156	156	182	182	190
Fresh Water Holding Tank (gal)	100	100	100	100	100
Grey Water Holding Tank (gal)	75	75	75	75	75
Black Water Holding Tank (gal)	50	50	50	50	50



IMPORTANT — PLEASE READ: Product information, photography and illustrations included in this publication were as accurate as possible at the time of printing. For further product information and changes, please visit our website at www.AmericanCoach.com or contact your local American Coach dealer. Prices, materials, design and specifications are subject to change without notice. All weights, fuel, liquid capacities and dimensions are approximate. American Coach has designed its recreational vehicles to provide a variety of uses for its customers. Each vehicle features optimal seating, sleeping, storage and fluid capacities. The user is responsible for selecting the proper combination of loads (i.e., occupants, equipment, fluids, cargo, etc.) to ensure that the vehicle's capacities are not exceeded.

DISCLAIMERS

1. GVWR (Gross Vehicle Weight Rating) is the maximum permissible weight of this fully loaded motor home. The GVWR is equal to or greater than the sum of the (UVW) unloaded vehicle weight plus the (OCCC) occupant cargo-carrying capacity*
 2. GAWR (Gross Axle Weight Rating) is the maximum permissible loaded weight a specific axle is designed to carry.
 3. GCWR (Gross Combined Weight Rating) is the value specified by the motor home manufacturer as the maximum allowable loaded weight of this motor home with its towed vehicle. Towing and braking capacities may be different. Refer to American Coach and chassis manufacturer's manuals for complete information.
 4. Length measured from front bumper to rear bumper (excludes accessories).
 5. Excludes safety equipment and awnings.
 6. Motor homes feature a body width over 96" which will restrict your access to certain roads. Before purchasing, you should research any state and/or province road laws which may affect your usage. N/A = Not Applicable
- † The chassis manufacturer recommends the installation of a supplemental brake control system to activate the brakes on the vehicle or trailer you are towing. Hitch receiver ratings expressed are maximum for the hitch receiver installed and may require the purchase of additional equipment that is dependant on the weight of the towed load. Consult with hitch receiver manufacturer for further information.
- †† The Minimum Towable Load of this vehicle is the available weight capacity, up to GCWR, when the coach is fully loaded to maximum GVWR. However, if the coach is loaded to something less than maximum GVWR, that extra available weight capacity can be added to your Towable Load. For example, if your coach is loaded to 1,000 lbs less than maximum GVWR, your Towable Load increases accordingly. Do not exceed the hitch rating weight, GVWR or GCWR.

* UVW and OCCC are found on the label containing the federal certification tag in each RV.

** Seatbelts and locations are shown in the brochure for display purposes only. Actual numbers and locations will vary by model.

*** All 2017 REV Recreation Group motorhomes include a limited one-year/15,000-mile coach warranty and three-year/45,000-mile structural warranty, whichever occurs first, and is fully transferable for the first 12 months.

CONTACT: To locate a dealer near you, visit our website at www.AmericanCoach.com or call 1-800-322-8216. We can also be contacted at American Coach Customer Care, P.O. Box 31, Decatur, IN 46733.

AmericanCoach.com

©2017 REV Group, Inc. Printed in the USA. Inventory Control Number: ARSE18F1, 10/17. Model Year 2018, First Edition.