

 **FLEETWOOD RV**®

LASTING DEPENDABILITY | FAMILY FAVORITE | FEATURE PACKED

www.fleetwoodrv.com

SURGE

2018 FLEETWOOD RV CLASS C GAS

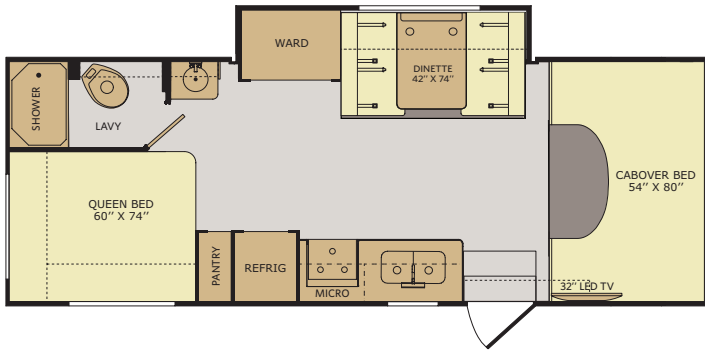


OUR VEHICLES CONNECT AND PROTECT
PEOPLE AROUND THE WORLD EVERYDAY.
www.revgroup.com

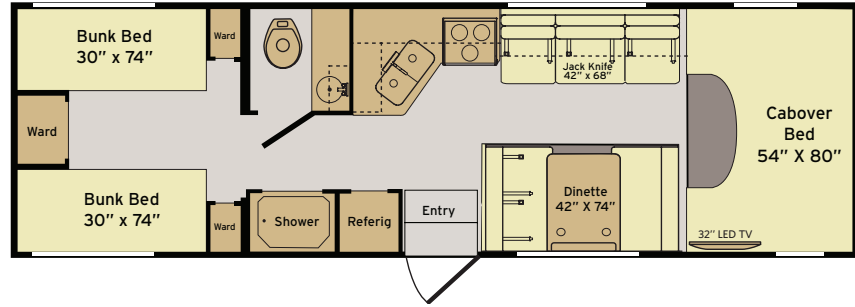

Vehicles for life

FLOORPLANS & EXTERIOR OPTIONS

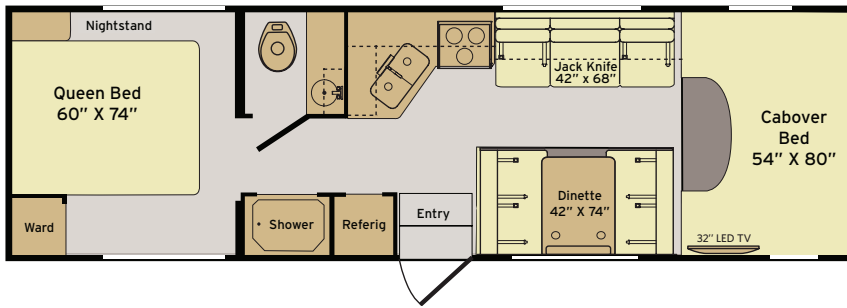
25G Options: 087



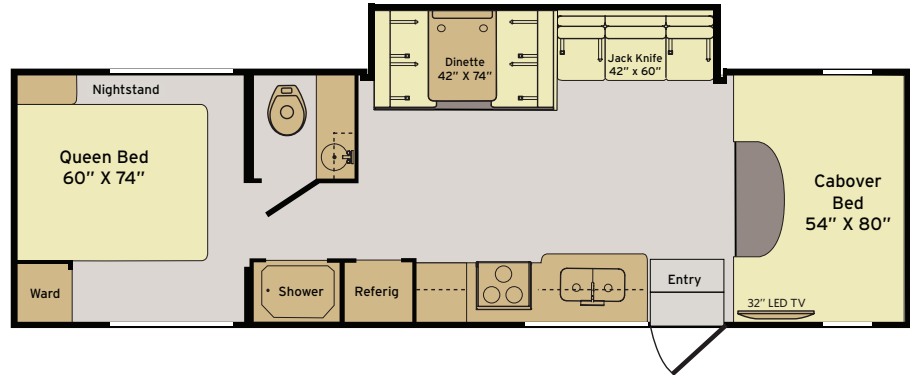
29J Options: 087




29V Options: 087



31W Options: 087




Shadow



Available Options


 OPT. 087
 FRONT 32"
 LED TV



1 SOFA

2 LIVING ACCENT

3 BEDSPREAD

4 COUNTERTOP

5 FLOORING

6 CARPET



NOTTINGHAM CHERRY HIGH GLOSS



AUTUMN WHEAT HIGH GLOSS

CHASSIS

MODEL	25G	29J	29V	31W
Wheelbase (inches)	176"	198"	198"	214"
Front GAWR (lbs) ²	5,000	5,000	5,000	5,000
Rear GAWR (lbs) ²	9,600	9,600	9,600	9,600
GCWR (lbs) ³	19,500	19,500	19,500	19,500
Hitch Rating Weight(lbs) [†]	5,000	5,000	5,000	5,000
Tongue Weight (lbs) [†]	500	500	500	500
Fuel Capacity (gal)	55	55	55	55

FORD® CHASSIS

Model: Ford E-450

Engine: 6.8L Triton V10

Transmission: TorqShift® 6-Speed, Automatic w/Overdrive

Alternator: 155 Amp

Torque: 420 lb.-ft. @ 3250 RPM

Horsepower: 305 HP

DIMENSIONS AND CAPACITIES

MODEL	25G	29J	29V	31W
Overall Length (inches) ⁴	26' 2.5"	30' 4.5"	30' 4.5"	31' 7.5"
Overall Height (with A/C)	11' 4"	11' 4"	11' 4"	11' 4"
Overall Width (maximum) ^{5,6}	102"	102"	102"	102"
Interior Height (maximum)	82"	82"	82"	82"
Interior Width (maximum)	96"	96"	96"	96"
Patio Awning Width (feet & inches)	17' 3"	18' 6"	18' 6"	20'
Interior Storage (cu. ft.)	108	99	99	77
Exterior Storage (cu. ft.)	64	101	101	113
Fresh Water Holding Tank (gal)	43.5	52	52	43.5
Grey Water Holding Tank (gal)	36	37	37	37
Black Water Holding Tank (gal)	37	37	37	37
Appliance Propane Tank (gal) (WC) ⁷	14	14	14	14
Water Heater Tank (gal)	6	6	6	6



DISCLAIMERS

1. GVWR (Gross Vehicle Weight Rating) is the maximum permissible weight of this fully loaded motor home. The GVWR is equal to or greater than the sum of the (UVW) unloaded vehicle weight plus the (OCCC) occupant cargo-carrying capacity.[†]

2. GAWR (Gross Axle Weight Rating) is the maximum permissible loaded weight a specific axle is designed to carry.

3. GCWR (Gross Combined Weight Rating) is the value specified by the motor home manufacturer as the maximum allowable loaded weight of this motor home with its towed vehicle. Towing and braking capacities may be different. Refer to Fleetwood and chassis manufacturer's manuals for complete information.

4. Length measured from front bumper to rear bumper (excludes accessories).

5. Excludes safety equipment and awnings.

6. Motor homes feature a body width over 96" which will restrict your access to certain roads. Before purchasing, you should research any state and/or province road laws which may affect your usage.

7. Tank manufacturer's listed water capacity (WC). Actual propane capacity is 80% of water listing as required by the safety code.

[†] The chassis manufacturer recommends the installation of a supplemental brake control system to activate the brakes on the vehicle or trailer you are towing. Hitch receiver ratings expressed are maximum for the hitch receiver installed and may require the purchase of additional equipment that is dependent on the weight of the towed load. Consult with hitch receiver manufacturer for further information.

* UVW and OCCC are found on the label containing the federal certification tag in each RV.

** Seatbelts and locations are shown in the brochure for display purposes only. Actual numbers and locations will vary by model.

*** All 2018 REV Recreation Group motorhomes include a limited one year/15,000-mile coach warranty and three-year/45,000-mile structural warranty, whichever occurs first, and is fully transferable for the first 12 months.

FLEETWOOD MOTORHOME ASSOCIATION

As a Fleetwood RV owner, you're invited to become a member of the Fleetwood Motorhome Association (FMA). Becoming a member is the perfect way to meet other Fleetwood owners who love to travel across America and share in the RV lifestyle. Visit the FMA website at www.fma4fun.org to learn more and join the fun.

CONTACT US

To locate a dealer near you, visit our website at www.fleetwoodrv.com or call 1-800-322-8216. We can also be contacted at Fleetwood RV Customer Relations, P.O. Box 1007, Decatur, IN 46733.

IMPORTANT—PLEASE READ: Product information, photography and illustrations included in this publication were as accurate as possible at the time of printing. For further product information and changes, please visit our website at www.fleetwoodrv.com or contact your local Fleetwood RV dealer. Prices, materials, design and specifications are subject to change without notice. All weights, fuel, liquid capacities and dimensions are approximate. Fleetwood RV has designed its recreational vehicles to provide a variety of uses for its customers. Each vehicle features optimal seating, sleeping, storage and fluid capacities. The user is responsible for selecting the proper combination of loads (i.e., occupants, equipment, fluids, cargo, etc.) to ensure that the vehicle's capacities are not exceeded.

www.fleetwoodrv.com

©2017 REV Group, Inc. Printed in the USA. Inventory Control Number SW18B1, 08/17. Model Year 2018, First Edition.