

Mission

Trailers



CARGO



CATALOG CONTENTS

CONTENTS

	FA/FW & SSR UTILITY TRAILERS	2
	DURALITE UTILITY TRAILERS	3
	STANDARD UTILITY TRAILERS	4
	LANDSCAPE UTILITY TRAILERS	5
	HEAVY DUTY UTILITY TRAILERS	6
	DUMP TRAILERS & TRUCK BEDS	7
	ATV & PERSONAL WATERCRAFT TRAILERS	8
	OPEN MOTORCYCLE TRAILERS & MULTI-PURPOSE TRAILERS	9
	ENCLOSED MOTORCYCLE TRAILERS	10
	ENCLOSED CARGO TRAILERS	11
	ENCLOSED CARGO OPTIONS	12
	OPEN CAR HAULERS & TILING CAR HAULERS	13
	ENCLOSED CAR HAULERS	14
	ALL-SPORT CAR HAULERS	15
	TOY HAULERS	16
	ENCLOSED GOOSENECK TRAILERS	17
	SPECIFICATIONS	18

STANDARD COLOR OPTIONS



POPULAR TWO-TONE PACKAGES



The colors displayed in this catalog are intended for reference purposes only. In situations where color-matching is critical, please contact an authorized Mission Trailers representative for a physical skin sample. All colors listed above are available in .030" skin only. .040" and .050" skin upgrades are available in a limited color selection and may require extended lead times.

COMMITMENT TO QUALITY

It only stands to reason that the best brand in the business should be backed by the market's best warranty program. Built from the highest quality materials and components, by some of Maine's most talented craftsmen, we stand tall behind every product we manufacture. Think of our "Limited Lifetime Warranty" as an invitation for you to share in that confidence. Now offered on all enclosed cargo trailer models in our lineup, we want you to tow your Mission trailer with a sense of reliability, and pride, from the first time you leave the lot.



Information provided in this catalog was current at the time of print. Due to the availability of components, raw materials and improvement evaluations, ALCOM, LLC reserves the right to change specifications and construction methods without obligation of notice. In addition, photography and/or illustrations may display optional items available at additional cost to the trailer base price. Please contact an authorized Mission Trailers dealer for additional information.

FA/FW & SSR UTILITY



MU6.5X12FA
*Shown w/ Optional Wheel Jack



FA/FW POPULAR OPTIONS

- Upgrade to Bi-fold Rear Ramp
- Spare Tire
- Tongue Mounted Spare Tire Holder (Bolt-on)
- Wheel Upgrade
- Upgrade to LED Lighting
- Wheel & Stabilizer Jacks
- Surface-Mount or Heavy Duty Recessed D-Rings
- Tilt Package



MU6.5X12FA
*Shown w/ Optional Tilt Package



MU6.5X12FW
*Shown w/ Options

SSR POPULAR OPTIONS

- Upgrade to Bi-fold Rear Ramp
- Upgrade to Pressure Treated or Extruded Aluminum Decking
- Spare Tire
- Tongue Mounted Spare Tire Holder (Bolt-on)
- Wheel Upgrade
- Wheel & Stabilizer Jacks
- NORTHERN PACKAGE: Features reinforced side and front rails and a bi-fold rear ramp with solid bottom. Package available in single or tandem axle.



MU6.5X12SSR
*Shown w/ Tandem Axle Northern Package



MU6.5X12SSR
Shown w/ Optional Wheel Jack & Aluminum Rims



FA/FW STANDARD FEATURES

- Extruded Aluminum Decking (FA Models)
- 5/4" Pressure Treated Decking (FW Models)
- Aluminum Spoke Wheels
- Removable Aluminum Fenders
- Integrated Aluminum Rear Ramp
- Fixed 2" x 2" Aluminum Side Rail Kit
- Torsion Axle
- Recessed Rubber-Mounted Lighting
- 4 Year Warranty

SSR STANDARD FEATURES

- 1/2" Marine Tech Plywood Decking
- Leaf Spring Suspension
- Single Idler Axle
- 13" White Mod Wheels w/ 175/80R13 Tires
- Fixed 16" Sides w/ 0.60 Skin (Choose Color)
- Integrated Aluminum Rear Ramp
- 1 Year Warranty



DURALITE UTILITY

STANDARD FEATURES


- All Aluminum Box Tube Construction
- Extruded Aluminum Decking (A Models)
- 1/2" Plywood Decking (W Models)
- 46" Fold Down Rear Ramp (No Ramp on 48x8DL Models; Tilt)
- 3500# 4" Drop Leaf Spring Axle (Excluding 48x8DL)
- Aluminum Wheels (A Models)
- White Mod Wheels (W Models)
- Polished Removable Aluminum Fenders (Plastic on 48x8DL)
- Triple Tube Box Tube Tongue
- Recessed Rubber-Mounted Lighting
- 4 Year Limited Warranty

POPULAR OPTIONS

- Bi-fold Ramp Upgrade
- Wheel Upgrade
- Surface-Mount D-Rings
- Solid Side Rail Kits



MU60x100L-A
Shown w/ Optional Side Rail Kit



MU72x120L-A
Shown w/ Optional Side Rail Kit




MU80x120L-W
Shown w/ Optional Side Rail Kit

STANDARD UTILITY



MU6.5x12A-AR
Shown w/ Optional Deluxe Rail Kit



Bi-Fold Rear Ramp Upgrade



MU5.8W-R
Shown w/ Optional
Bi-Fold Rear Ramp &
Diamond Plate Side Panels

STANDARD FEATURES

- All Aluminum Box Tube Construction
- 1/2" Marine Tech Plywood Decking (W-T/W-R Models)
- Extruded Aluminum Decking (A-T/A-R Models)
- Torsion-Ride Axles
- White Mod Wheels (W-T/A-T/W-R Models)
- Aluminum Spoke Wheels (A-R Models)
- Wishbone-Style Tongue w/ Straight Coupler



Removable
Aluminum
Fenders
(Black ABS on
MU4x8-T Models)

- Removable Rear Ramp
- Perimeter Stake Pockets
- Recessed Rubber-Mounted Lighting
- 4 Year Limited Warranty

POPULAR OPTIONS

- Upgrade to Bi-Fold Rear Ramp
- Upgrade to 5/4" Pressure Treated Decking Boards
- Deluxe Aluminum Rail Kits
- Diamond Plate Side Panels
- Upgrade to LED Lighting
- Wheel Jack
- Surface-Mounted D-Rings
- Wheel Chock(s)



LANDSCAPE UTILITY

STANDARD FEATURES

All Aluminum Box Tube Construction

5/4" Pressure Treated Decking Boards



Extruded Aluminum Decking (-A Models)

Dexter® Torsion-Ride Axles

15" White Mod Wheels (205/75R15 Tires)

Wishbone-Style Tongue w/ Straight Coupler

Polished Aluminum Fenders (Welded)

Expanded Aluminum Rear Ramp

Expanded Aluminum Side Ramp (Excluding 12' Models)

Fixed 1 1/2" x 1 1/2" Aluminum Rail Kit

Recessed Rubber-Mounted Lighting


Wheel Jack

4 Year Limited Warranty



Tongue-Mounted Diamond Plate Tool Box

ML56.5x14
Shown w/ Tongue-Mounted
Diamond Plate Tool Box & D-Rings



ML56.5x14
Shown w/ Optional Aluminum Wheels
& Diamond Plate Side Panels



POPULAR OPTIONS

Upgrade to Bi-Fold Ramps

Pressure Treated Side Panels

Spare Tire(s)

Upgrade to Aluminum Wheels

Diamond Plate Side Panels

Stabilizer Jacks

Tongue-Mounted Diamond Plate Tool Box

Expanded Aluminum Side Panels

Surface-Mount -or- HD Recessed D-Rings

HEAVY DUTY UTILITY



MODD10H26-A
Shown w/ Optional Patriot Ramps



Optional Heavy Duty Recessed Swivel D-Rings

DECKOVER OPTIONS

- Extra Length
- Delete Beavertail
- Tongue-Mounted Diamond Plate Tool Box
- Upgrade to Radial Tires
- Heavy Duty Recessed Swivel D-Rings
- Spare Tire(s)
- Upgrade to Patriot-Style Ramps

PATRIOT OPTIONS

- Axle Upgrades
- Upgrade to Extruded Aluminum Decking
- Upgrade to Aluminum Wheels
- Tongue-Mounted Spare Tire Carrier
- Heavy Duty Recessed D-Rings

DECKOVER FEATURES

- All Aluminum Box Tube Construction
- Extruded Aluminum Decking
- Tandem 5200# Dexter® Torsion-Ride Axles
- 15" Aluminum Spoke Wheels (225/75R15 Tires)
- Tandem Heavy Duty Stowaway Ramps (6')
- Stake Pockets w/ Integrated Rub Rail (Full Perimeter)
- Fixed 2" x 2" Front Bumper Rail
- Tri-Frame Straight Arrow Tongue
- Fully-Adjustable 3" Pintle Hitch (or 2 5/16" Ball)
- Recessed Rubber-Mounted Lighting
- 8000# Heavy Duty Pedestal Jack
- (4) 5000# Recessed Heavy Duty D-Rings
- 4 Year Limited Warranty

PATRIOT FEATURES

- All Aluminum Box Tube Construction
- 5/4" Pressure Treated Decking Boards
- Tandem 3500# Dexter® Torsion-Ride Axles
- 15" White Mod Wheels (205/75D15 Tires)
- Tandem Heavy Duty Flip-Up Ramps (Adjustable)
- Fixed 2" x 2" Perimeter Rail
- Tri-Frame Straight Arrow Tongue w/ A-Frame Coupler
- Recessed Rubber-Mounted Lighting
- Heavy Duty Pedestal Jack
- 4 Year Limited Warranty



MPAT6.5x16
Standard Model Shown



DUMP & TRUCK BEDS

DUMP TRAILER STANDARD FEATURES

- All Aluminum Box Tube Construction
- Extruded Aluminum Decking
- Tandem Braked Leaf Spring Axles
- 17" Tall Aluminum Dump Body w/ Rear Swing Open Barn Doors
- 12V Hydraulic Pump
- Diamond Plate Tongue Mount Tool Box (Hydraulic System Storage)
- 6" Filler Board Slots
- Front Hoist System
- Canvas Tarp System
- Limited Lifetime Warranty



M00P5x10
Standard Model Shown



M00P7x14
Standard Model Shown

DUMP TRAILER OPTIONS

- 3-Way Rear Gate System
- Upgrade to LED Lighting

- Ramp Kit
- Heavy Duty Recessed D-Rings (Installed)

- Pintle Hitch
- Adjustable 2 5/16" Coupler

TRUCK BED STANDARD FEATURES

- All Aluminum Box Tube Construction
- Extruded Aluminum Decking
- Integrated Headboard w/ Accessory Track
- Perimeter Rub Rail w/ Stake Pockets
- Recessed Rubber-Mounted LED Lighting
- Fully Enclosed Wiring System
- Limited Lifetime Warranty



AL08485
Shown w/ Optional Tail Board



AL08795
Shown w/ Optional Side & Tail Boards



TRUCK BED OPTIONS

- | | | |
|------------------------------|-----------------------------------|-----------------------------|
| Aluminum Side Boards | Fender Kit | Light Brackets |
| Aluminum Tail Boards | Upgrade to 4" Long Sills | 4 Extra Lights in Headboard |
| 14" Diamond Plate Rear Apron | Underbody Toolbox | Heavy Duty Rub Rail Kit |
| Crossmember Upgrade | Sliding Cargo Stops for Headboard | Gooseneck Hatch w/ Cover |

ATV & PERSONAL WATERCRAFT



MATV83H4
Standard Model Shown



MATV84H990L
Standard Model Shown



ATV POPULAR OPTIONS

- Axle Upgrades
- Upgrade to Extruded Aluminum Decking
- Wheel Jack (2-Place Models)
- Weld-On Stake Pockets
(Allows Rear-Loading of 84-Wide Models)
- Tongue-Mounted Spare Tire Carrier
- Stabilizer Jacks

PWC POPULAR OPTIONS

- Upgrade to 12" Galvanized Wheels w/ 145/R12 Tires or 145/R12 Tires (From 8" Galvanized)
- Upgrade to 12" Silver Mod Wheels w/ 145/R12 Tires (From 8" Galvanized)
- Upgrade to 13" Silver Mod Wheels w/ 175/80R13 Tires (From 13" Silver)
- Spare 12" Galvanized Wheels w/ 4.8x12C Tire or 145/R12 Tire
- Manual PWC Winch
- Pressure Treated Bunks w/ Plastic Glide-Ons
- Spare 12" Silver Mod w/ 145/R12 Tire
- Spare 13" Silver Mod w/ 175/80R13 Tire
- Tongue Mounted Spare Tire Holder (Bolt-On)
- 1 Year Limited Warranty



MPWC2
Standard Model Shown

ATV STANDARD FEATURES

- All Aluminum Box Tube Construction
- 1/2" Plywood Decking (5/4" Pressure Treated on 83x14)
- Torsion-Ride Axles (3500# Spring Axles on 83x14)
- 8" Powder Coated Wheels w/ 18.5x8C Tires on 2-Place Models
- 10" Powder Coated Wheels w/ 20.5x10E Tires on 3 & 4-Place Models (15" Wheels on 83x14)
- Wishbone-Style Tongue w/ Straight Coupler (Excluding DL Models)
- Rear-Stowing Removable Ramp (84-Wide Models)
- Tandem Removable Ramps/Side Panels
(88 & 96-Wide Models; Allow Loading From Side or Rear)
- Surface-Mounted D-Rings
- Recessed Rubber-Mounted Lights
- Rear-Edge Loading Protector (88 & 96-Wide Models)
- Wheel Jack (3 & 4-Place Models)
- 1 Year Limited Warranty

PWC FEATURES

- Single 1.5K Leaf Spring Idler Axle (1-Place)
- Single 3K Leaf Spring Idler Axle (2-Place)
- 8" Galvanized Wheels w/ 4.8x8C Tires (1-Place)
- 13" Silver Mod Wheels w/ 175/80R13 Tires (2-Place)
- Manual PWC Winch
- Pressure Treated Bunks w/ Plastic Glide-Ons
- Bolt-On ABS Fenders
- 2" Straight Coupler w/ Safety Chains
- Wheel Jack
- 1 Year Limited Warranty



MMT & OPEN MOTORCYCLE

MMT FEATURES

- All Aluminum Box Tube Construction
- Smooth .030" Aluminum Side Panels (No Screws)
- Black & White Checkerboard Flooring (Vinyl)
- White Luan-Backed Vinyl Side Walls (Interior)
- Dexter® Torsion-Ride Axles
- 12" Aluminum Spoke Wheels
- Polished Aluminum Fenders
- Top Lift
- Radius Diamond Plate Stoneguard
- Recessed Rubber-Mounted LED Lighting
- 4 Year Limited Warranty

MOMC FEATURES

- All Aluminum Box Tube Construction
- Extruded Aluminum Decking
- Dexter® Torsion-Ride Axles
- Aluminum Spoke Wheels
- Removable 18" Diamond Plate Stoneguard

Heavy Duty Pull-Out
Aluminum Ramp

- Surface-Mounted Wheel Chock(s) & D-Rings
- Recessed Rubber-Mounted Lighting
- Wheel Jack
- 4 Year Limited Warranty



MMT4x6
Shown w/ Options



MMT3x4
Standard Model Shown



MOMC5x10
Shown w/ Options

MMT OPTIONS

- Tongue-Mounted Cooler Rack
- Spare Tire and/or Spare Tire Carrier
- Roof-Mounted Luggage Rack

MOMC OPTIONS

- Upgrade to Integrated Rear Ramp
- Spare Tire and/or Spare Tire Mount
- Stabilizer Jacks

ENCLOSED MOTORCYCLE



STANDARD FEATURES

- All Aluminum Box Tube Construction
- Smooth .030" Aluminum Side Panels (Bonded; No Screws)
- One-Piece (Seamless) Aluminum Roof
- Rear Ramp Door w/ Spring Assist
- 32" x 66" Side Access Door
- 3/4" Advantech® Decking
- White Luan Interior Walls
- Interior Dome Lights
- Tandem 3500# Dexter® Torsion-Ride Axles
- 15" 205/75R15 Radials
- Polished Aluminum Fenders
- 24" Diamond Plate Stoneguard
- Tri-Frame Straight Arrow Tongue w/ A-Frame Coupler
- LED Exterior Lighting
- Tongue-Mounted Wheel Jack
- Manual Roof Vent
- Limited Lifetime Warranty

POPULAR OPTIONS

- Upgrade to Quad-Ply Flooring
- Upgrade to Aluminum Wheels
- Wheel Chock & D-Ring Packages

Midnight Package -

- Upgrade to Premium Black/Aluminum Wheels
- Anodized Nose Cone
- 24" Anodized Front & Rear Trim Panel (Bottom)
- 12" Anodized Front & Rear Trim Panel (Top)



MEM714
Standard Model Shown



MEM714
Shown w/ Options





ENCLOSED CARGO

STANDARD FEATURES

All Aluminum Box Tube Construction

16" O/C Wall & Roof Stud Construction

Smooth .030" Aluminum Side Panels (Bonded; No Screws)

One-Piece (Seamless) Aluminum Roof

Rear Barn Doors

3/4" Advantech® Decking

White Luan Interior Walls

Dexter®
Torsion-Ride Axles

15" 205/75R15 Radials

Polished Aluminum Fenders

24" Diamond Plate Stoneguard

Wishbone-Style Tongue w/ Straight-Pull Coupler
(4 & 5-Wide Models)

Tri-Frame Straight Arrow
Tongue w/ A-Frame Coupler
(6.5, 7.5 & 8.5-Wide Models)

Tongue-Mounted Wheel Jack

Manual Roof Vent

BulleTT LED Lights

Limited Lifetime Warranty



ME66.5x12
Shown w/ Options



ME66.5x14
Shown w/ Options

*Self-mating door frame
extrusions standard on all
Mission enclosed trailers.*



ENCLOSED CARGO



MECB.5x10
Shown w/ Options



SIDE-BY-SIDE PACKAGE

Available on 6.5-wide Mission cargo trailers, the Side-by-Side options package outfits your trailer to haul nearly any UTV model on the market. Combining a number of quality options, at a discounted price point, your wallet will be as happy as you are.

- Upgrade to 7' Box w/ 6" Extra Height
- 32" x 66" Side Access Door
- Upgrade to Rear Ramp Door w/Spring Assist

MECB.5x15
Shown w/ Optional Flat-Nose Construction w/ Cast Polished Corners and Adjustable Coupler



POPULAR OPTIONS

STRUCTURE

Upgrade to Rear Ramp Door w/ Spring Assist

Side Access Door(s)

Extra Height (In 6" Intervals)

Extra Length (In 2' Intervals)

Flat-Nose Construction w/ Cast Polished Corners



Radius Roof Construction (Up to 30' Box Length)

EXTERIOR / INTERIOR / FLOORING

24" Anodized Aluminum Trim Panel (Exterior; Side & Rear)

24" Stainless Steel Trim Panel (Exterior; Side & Rear)

Upgrade to 3/8" Plywood Walls

White Vinyl-Faced Luan Ceiling

Upgrade to Extruded Aluminum Decking

Upgrade to Quad-Ply Flooring

WHEELS & TIRES

Upgrade to Aluminum Spoke Wheels



Elevated Spare Tire Mount

MISCELLANEOUS OPTIONS & ACCESSORIES

Custom Cabinets & Cabinet Packages

Radius Sliding Windows



OPEN CAR HAULER

MOCH FEATURES

- All Aluminum Box Tube Construction
- Extruded Aluminum Decking
- Beavertail Construction
- Heavy Duty Stowaway Rear Ramps
- Removable Fender (Driver's Side)
- Fixed 2" x 2" Aluminum Bumper Rail
- Tandem 3500# Dexter® Torsion-Ride Axles
- 15" Aluminum Spoke Wheels w/ 205/75R15 Tires
- Tri-Frame Straight Arrow Tongue w/ 2 5/16" A-Frame Coupler
- (4) 5000# Heavy Duty Recessed D-Rings
- Recessed Rubber-Mounted Lighting
- 5000# Heavy Duty Center Jack
- Limited Lifetime Warranty



MOCH8x18
Shown w/ Options



MOCH8x18 TILT
Shown w/ Options



MOCH8x16
Shown w/ Options

MOCH-ECO FEATURES

- 2" x 3" Heavy Wall Crossmembers
- Extruded Aluminum or 2" Press Treated Decking
- (2) 3500# Braked Leaf Spring Axles
- Available in Full Deck or Split Deck
- (4) Recessed Heavy Duty D-Rings
- 1 Year Limited Warranty



MOCH8x18-E
Standard Full Deck Model Shown

MOCH-TILT FEATURES

- All Aluminum Box Tube Construction
- Extruded Aluminum Decking
- Hydraulic Tilt System w/ Control Valve System
- Removable Fender (Driver's Side)
- Tandem 3500# Dexter® Torsion-Ride Axles
- 15" Aluminum Spoke Wheels w/ 205/75R15 Tires
- (4) 5000# Heavy Duty Recessed D-Rings
- Limited Lifetime Warranty

MOCH OPTIONS

- Tongue-Mounted Diamond Plate Tool Box
- Integrated HD Tire Rack
- Upgrade to 6' Stowaway Ramps
- Extra Length (In 2' Intervals)
- Axle Upgrades
- Spare Tire(s)

MOCH-ECO OPTIONS

- 6' Economy Car Hauler Ramp Upgrade
- Wheel and Axle Upgrades
- Spare Tire and Spare Tire Holder
- LED Lighting Upgrade
- Recessed Heavy Duty D-Rings
- Large Toolbox

ENCLOSED CAR HAULER



MC18.5x24
Shown w/ Options



STANDARD FEATURES

- All Aluminum Box Tube Construction
- Smooth .030" Aluminum Side Panels (Bonded; No Screws)
- One-Piece (Seamless) Aluminum Roof
- 16" O/C Crossmembers
- 3/4" Advantech® Decking
- White Luan-Backed Vinyl Walls
- Interior Dome Lights
- Heavy Duty Rear Ramp Door w/ Spring Assist
- 4' Beavertail Construction
- 32" x 72" Side Access Door w/ Recessed Step Well
- Tandem 3500# Dexter® Torsion-Ride Axles (Up to 24' Box)
- Tandem 5200# Dexter® Torsion-Ride Axles (26'+ Box Length)
- 15" 205/75R15 Radials (225/75R15 on 26'+ Box Lengths)
- Polished Aluminum Fenders
- Tri-Frame Straight Arrow Tongue w/ 2 5/16" A-Frame Coupler
- Polished Stainless Steel Hinges & Fasteners
- 5000# Heavy Duty Center Jack
- (4) 5000# Heavy Duty Recessed D-Rings
- Manual Roof Vent
- Limited Lifetime Warranty



MC18.5x26
Shown w/ Options



Spread Axle Upgrade

POPULAR OPTIONS

- Extra Height / Extra Length
- Flat Front Construction w/ Cast Polished Corners
- Custom Interiors & Flooring
- Spread Axle Upgrade
- Upgrade to Aluminum Wheels
- Custom Cabinets & Cabinet Packages



ALL-SPORT CAR HAULER

ALL SPORT CAR HAULERS

In addition to the features listed on our Enclosed Car Haulers, Mission All Sport Models come standard with the following:

Tandem 5200# Dexter® Torsion-Ride Axles

Drive-Over-Fender Kit

Front Ramp Door w/ Spring Assist

White Luan-Backed Vinyl Ceiling



Extreme Weather Package Add-On Option - Furnace Compartment with Bluetooth Stereo and Boot Warmer



All-Sport Interior with Extreme Weather Package Add-on



MCH8.5x24A-S
Shown w/ Options

Our signature "All Sport" models have transformed our standard enclosed car haulers into four-season towing machines. Eliminate the need for multiple trailers by investing in a single unit, equipped to do it all. From cars and bikes, to sleds and ATVs, you'll discover features that maximize the trailer's versatility, as if it had been custom-built around each specific cargo type.



MCH8.5x22A-S
Shown w/ Options



The new FTH (Flat Transition/Hingeless) Flap System makes loading and unloading snowmobiles smooth without sacrificing the ability to load heavier machines/cars when it's not sled season.

ENCLOSED TOY HAULER



PNP8.5x20
Shown w/ Options



STANDARD FEATURES

- All Aluminum Box Tube Construction
- Smooth .030" Aluminum Side Panels (Bonded; No Screws)
- One-Piece (Seamless) Aluminum Roof
- Braked Leaf Spring Axles
- 15" White Mod Wheels
- Side Access Door w/ RV-Style Pull-Out Step
- Heavy Duty Rear Ramp Door w/ Spring Assist
- Stabilizer Jacks
- 3/4" Quad-Ply Decking

Gearing up for a day at the track or a weekend camping excursion? Mission Trailers Toy Hauler series is designed with versatility in mind. Coming standard with a fold-down sofa and dinette, hot and cold running water, a 2-burner propane stove and our basic 110V package, you'll have everything you need with you...including the kitchen sink.

POPULAR OPTIONS

- Basic Sink Package
- Deluxe Bathroom Package
- Stainless Steel Kitchen Sink
- 5.0 Cubic Foot Refrigerator
- 110V Microwave
- Fold-Away Bunk Beds
- Extra Fold-Away Sofa/Sleeper Combo
- Extra Fold-Away Dinette/Sleeper Combo
- Fold-Down Dinette Table
- Wall-Mounted LCD TV/DVD Player Combo
- Caster Wheels
- 16" Motion-Sensored LED Dome Light



Refrigerator, Microwave, Sink



Deluxe Bathroom Package



Rear Ramp Door w/ Screen

- Hampton Grey Luan Walls and Ceiling
- Deluxe L-Shaped Base Cabinet w/ 2-Burner Range
- Overhead Storage Shelf in V-Nose
- AM/FM/CD Player w/ Antenna & Remote
- 110V Power Package
- Safety Package
- Marine Grade Battery w/ Vented Box
- Fold-Away Dinette/Sleeper Combo
- Fold-Away Sofa/Sleeper Combo
- 20# Propane Tank w/ Holder
- 24"x36" Egress Window w/ Screen
- 19" x 26" Radius Sliding Window w/ Screen
- Surface Mount D-Rings
- Limited Lifetime Warranty



ENCLOSED GOOSENECK

STANDARD FEATURES

- All Aluminum Box Tube Construction
- Smooth .030" Aluminum Side Panels (Bonded; No Screws)
- One-Piece (Seamless) Aluminum Roof
- 96" Tapered Gooseneck Attic
- 82" Standard Interior Height
- 16" O/C Crossmembers
- 3/4" Advantech® Decking
- White Luan Interior Walls w/ T-Channel Trim
- Heavy Duty Rear Ramp Door w/ Spring Assist & Beavertail
- 32" x 72" Side Access Door w/ Recessed Step Well
- Tandem 5200# Dexter® Torsion-Ride Axles (Up to 38' Overall)
- Triple 5200# Dexter® Torsion-Ride Axles (40' - 53' Overall)
- 15" 225/75R15 Radials
- Adjustable Ball-Style Gooseneck Hitch
- Interior Dome Lights
- Polished Aluminum Fender Flares
- Polished Stainless Steel Hinges & Fasteners
- Manual Landing Gear
- (4) 5000# Heavy Duty Recessed D-Rings
- Manual Roof Vent
- Limited Lifetime Warranty



POPULAR OPTIONS

Extra Height	Upgrade to Extruded Aluminum Decking
Upgrade to Electric Landing Gear	Upgrade to Quad-Ply Flooring
Upgrade to .040" Exterior Skin	Upgrade to Aluminum Wheels
Upgrade to .050" Exterior Skin	Radius Sliding Windows
24" Anodized Aluminum Trim Panel	Midship Turn Signals
24" Stainless Steel Trim Panel	Generator Storage Compartment(s)
Upgrade to 3/8" Plywood Walls (Interior)	Custom Cabinets & Cabinet Packages
.030" Aluminum Interior Walls & Ceiling	



PRODUCT SPECS



Model	MU6.5x10 FA	MU5x10 SSR	MU80x12 DL-W	MU6.5x12A-R	MLS 6.5x14	MD0101x22-A	MPAT 6.5x16	MODP7x14	MATV83x14	MOMC 6.5x10	MEM7x14	MEC6.5x12	MOCH 8x18	MCH8.5x26	MCH8.5x24 AS	MEG8.5x38
Box / Deck	Length	120"	120"	144"	144"	14'	22'	16'	14'	168"	120"	14'	12'	26'	24'	30'
	Width	80"	58"	80"	80"	80"	101"	80"	7'	83"	80"	84"	80"	99"	99"	99"
	Height	n/a	n/a	n/a	n/a	n/a	n/a	n/a	n/a	n/a	72"	78"	n/a	78"	78"	7'
Overall	Length	14'	14'	194"	16'	18'	24'	20'	18.5'	18'	14' 1"	19' 7"	17' 7"	32' 8"	30' 8"	38'
	Width	102"	82"	16'	102"	102"	102"	102"	102"	102"	102"	101"	102"	102"	102"	101"
	Height	n/a	n/a	n/a	n/a	n/a	n/a	n/a	n/a	n/a	n/a	7' 8"	8' 1"	8' 5"	8' 5"	8' 11"
Interior	Length	n/a	n/a	n/a	n/a	n/a	n/a	n/a	n/a	n/a	11' 10"	11' 10"	n/a	25' 10"	23' 10"	29' 2"
	Width	n/a	n/a	n/a	n/a	n/a	n/a	n/a	n/a	n/a	81"	77"	n/a	96"	96"	96"
	Height	n/a	n/a	n/a	n/a	n/a	n/a	n/a	n/a	n/a	70"	76"	n/a	76"	76"	6' 10"
Wall / Roof Studs	n/a	n/a	n/a	n/a	n/a	n/a	n/a	n/a	n/a	n/a	16" O/C	16" O/C	n/a	16" O/C	16" O/C	16" O/C
Floor Crossmembers	24" O/C	24" O/C	24" O/C	24" O/C	24" O/C	2" x 3"	2" x 3"	16" O/C	24" O/C	24" O/C	24" O/C	24" O/C	16" O/C	16" O/C	16" O/C	16" O/C
Subframe Tubing	2" x 3"	2" x 3"	2" x 3"	2" x 3"	2" x 5"	2" x 8"	2" x 6"	2" x 6"	2" x 3"	2" x 3"	2" x 3" Custom	2" x 3"	2" x 6"	2" x 6"	2" x 8"	2" x 8"
Decking	Extruded Aluminum	1/2" Marine Tech Plywood	1/2" Plywood	Extruded Aluminum	5/4" Pressure Treated Boards	Extruded Aluminum	5/4" Pressure Treated Boards	Extruded Aluminum	5/4" Pressure Treated Boards	Extruded Aluminum	3/4" Advantech™	3/4" Advantech™	Extruded Aluminum	3/4" Advantech™	3/4" Advantech™	3/4" Advantech™
Deck Height	18"	19"	27"	20"	18"	35"	24"	28"	22 1/2"	16"	16"	18"	17"	15 1/2"	15 1/2"	15"
Rear Door Opening	(WxH)	n/a	n/a	n/a	n/a	n/a	n/a	n/a	n/a	n/a	76" x 65 3/4"	72" x 71 3/4"	n/a	91" x 75"	91" x 75" (Front 58" x 72")	91" x 81"
Suspension	Torsion Ride	Leaf	4" Drop Leaf Spring	Torsion Ride	Torsion Ride	Torsion Ride	Torsion Ride	Leaf Springs	Leaf Springs	Torsion Ride	Torsion Ride	Torsion Ride	Torsion Ride	Torsion Ride	Torsion Ride	Torsion Ride
Axle(s) (Qty/Weight Rating)	(1) 2200# Idler	(1) 2200# Idler	(1) 3500# Idler	(1) 3500# Idler	(2) 3500# Braked	(2) 5200# Braked	(2) 3500# Braked	(2) 6000# Braked	(1) 3500# Idler	(1) 3500# Idler	(2) 3500# Braked	(1) 3500# Idler	(2) 3500# Braked	(2) 3500# Braked	(2) 5200# Braked	(2) 5200# Braked
Wheels	13" White Mod	13" White Mod	13" Silver Mod	15" Alum Spoke	15" White Mod	15" Alum Spoke	15" White Mod	16" White Mod	15" Silver Mod	15" Alum Spoke	15" White Mod	15" White Mod	15" Alum. Spoke	15" White Mod	15" White Mod	15" White Mod
Tires	13" Mags	13" Mags	175/80R13	205/75R15	205/75R15	225/75R15	205/75R15	235/80R16	205/75R15	205/75R15	205/75R15	205/75R15	205/75R15	225/75R15	225/75R15	225/75R15
GVWR	2200#	2200#	2990#	2990#	6000#	9990#	7250#	12000#	2990#	2990#	6000#	2990#	7250#	9990#	9990#	9990#
Curb Weight	400#	415#	879#	480#	1350#	1985#	1500#	2165#	425#	550#	1700#	1300#	1400#	3490#	3050#	5695#
Payload Capacity	1800#	1785#	2111#	2510#	4650#	#8005	5750#	9835#	2565#	2440#	4300"	1690#	5850#	6500#	6940#	4295#
Coupler Rating / Ball Size	3500# / 2" Ball	3500# / 2" Ball	6000# / 2" Ball	6000# / 2" Ball	6000# / 2" Ball	10000# / 3" Pintle Ring	12500# / 2 5/16"	12500# / 2 5/16"	3500# / 2" Ball	6000# / 2" Ball	8000# / 2" Ball	8000# / 2" Ball	12500# / 2 5/16" Ball	12500# / 2 5/16" Ball	12500# / 2 5/16" Ball	Adjustable Gooseneck / 2 5/16" Ball
Hitch Height	15"	15"	16"	16"	16"	24" - 32" (Adjustable)	20"	16"	18"	14"	13"	15"	18"	17"	17"	n/a
Power Connection	4-Way Flat	4-Way Flat	4-Way Flat	4-Way Flat	7-Way Round	7-Way Round	7-Way Round	7-Way Round	4-Way Flat	4-Way Flat	7-Way Round	4-Way Flat	7-Way Round	7-Way Round	7-Way Round	7-Way Round
Wheel Jack	n/a	n/a	Optional	Optional	1500#	5000# HD Pedestal Jack	5000# HD Pedestal Jack	8K Drop Leg Jack	1200#	1500#	1200#	1200#	5000#	5000#	5000#	Manual Landing Gear
Safety Chains / Hooks	(2) 5000#	(2) 5000#	(2) 5000#	(2) 5000#	(2) 7800#	(2) 15000#	(2) 15000#	(2) 15000	(2) 5000#	(2) 7800#	(2) 7800#	(2) 7800#	(2) 7800#	(2) 7800#	(2) 7800#	(2) 15000#
Warranty	4 Year Limited	1 Year Limited	1 Year Limited	4 Year Limited	4 Year Limited	4 Year Limited	4 Year Limited	Limited Lifetime	1 Year Limited	4 Year Limited	Limited Lifetime	Limited Lifetime	Limited Lifetime	Limited Lifetime	Limited Lifetime	Limited Lifetime

DISCLAIMER Information provided in this catalog was current at the time of print. Due to the availability of components, raw materials and improvement evaluations, ALCOM, LLC reserves the right to change specifications and construction methods without obligation of notice. In addition, photography and/or illustrations may display optional items available at additional cost to the trailer base price. Please contact an authorized Mission Trailers dealer for additional information.



Mission

Trailers

manufactured by:

ALCOM LLC

MAINE

6 Millennium Drive | Winslow, ME 04901

p: (207) 861-9800 | f: (207) 861-9500

SOUTH DAKOTA

501 East 52nd Street N | Sioux Falls, SD 57104

p: (605) 338-2090 | f: (877) 670-6471

MONTANA

9063 Bonner Mill Road | Bonner, MT 59823

p: (406) 258-9739 | f: (406) 552-1986

DEALER INFO:

WWW.MISSIONTRAILERS.COM