

REAL-LITE

TENT CAMPER

BY PALOMINO





RLT-12 FD

REAL LITE

TENT CAMPERS

Real Lite tent campers have your comfort in mind. The indoor/outdoor cooktop gives you flexible cooking options while the 19 gallon fresh water tank gives you plenty of water for drinking or cleanup. And even if the temperature drops at night, the 20,000 BTU furnace will keep you comfortable and warm.



REAL LITE TENT CAMPERS

EVERYONE GETS A GREAT NIGHT'S SLEEP

Practical and comfortable. Sleep should be peaceful, even on the colder nights. The Real Lite bunks have large, comfortable heated mattresses and thermo-foil bed ends to keep the heat in and the cold out. The dinette cushions are reversible so any food or drink spills can be easily cleaned off the reverse, vinyl side.

CONSTRUCTION MATTERS.

Each Real Lite tent camper comes with a one-piece Filon fiberglass roof, which keeps the rain out, and is pre-framed for the optional roof air conditioner. The upgraded 5-piece sectionalized tenting makes repairing a section of the screen easier than replacing the entire camper's screens.





RLT-12 STSB

REAL LITE CAMPERS

STANDARDS & OPTIONS

STANDARD FEATURES

- Glazed walnut cabinet doors
- LED interior lights
- Spare tire & carrier
- 20,000 BTU furnace
- Create a breeze fan
- Dometic® 3-way refrigerator
- 3 Flap safety system tent
- Reversible cushions
- Thermo foil bed ends

- 19 Gallon fresh water tanks on all floorplans
- Heated mattresses

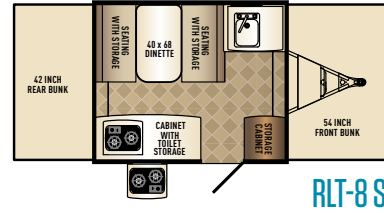
AVAILABLE OPTIONS

- Air conditioner (13,500 BTU)
- Aluminum wheels
- AM/FM bluetooth stereo
- Double LP gas bottles
- Hanging pantry

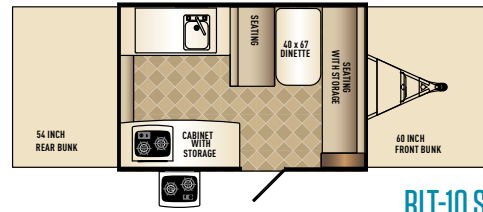
- Hanging wardrobe
- Hot water and outside shower (Std. On bathroom models)
- Outside gas grill
- Screen room
- Electric roof lift
- 1200 Lb. Carefree® electric winch
- Electric brakes



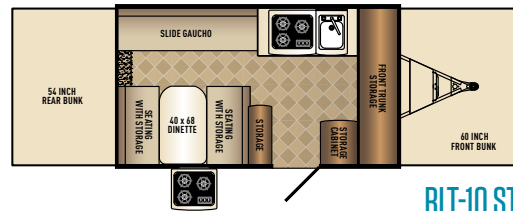
REAL LITE A-FRAME FLOORPLANS



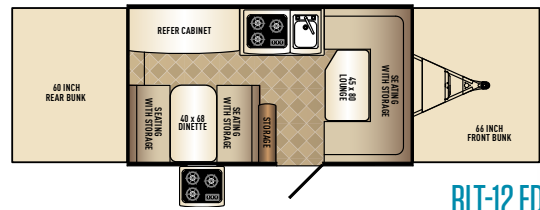
RLT-8 SE



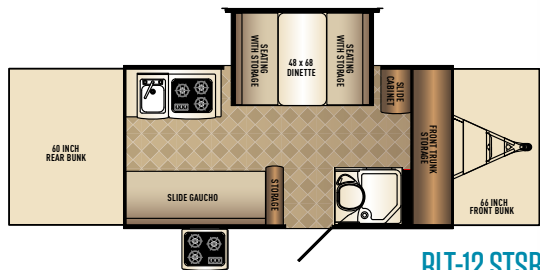
RLT-10 SE



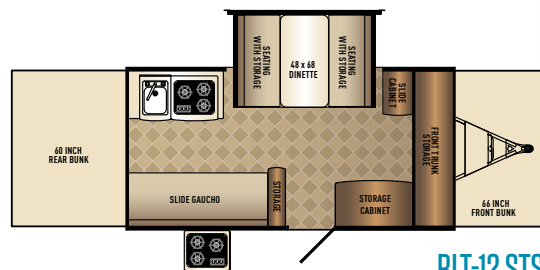
RLT-10 ST



RLT-12 FD



RLT-12 STSB



RLT-12 STS



	RLT-8 SE	RLT-10 SE	RLT-10 ST	RLT-12 FD	RLT-12 STSB	RLT-12 STS
Hitch Dry Weight	221	238	270	280	246	300
Dry Axle Weight	1420	1683	1826	1924	2373	2335
Total Dry Weight	1641	1921	2096	2204	2619	2635
GVWR	2661	2678	3590	3600	3566	3620
Unloaded Vehicle Weight	1660	1940	2113	2221	2636	2652
Interior Height	6'7"	6'7"	6'-7"	6'-7"	6'-7"	6'-7"
Closed Exterior Height	4'9"	4'9"	5'-3"	5'-3"	5'-3"	5'-3"
Exterior Width	7'	7'-2"	7'	7'	7'	7'
Travel Length	12'	13'-10"	15'-11"	16'-10"	19'-6"	19'-6"
Fresh Water Capacity	18	18	18	18	18	18
Gray Water Capacity	NA	NA	NA	NA	NA	NA
Black Water Capacity	NA	NA	NA	NA	NA	NA
Cargo Carrying Capacity	1001	738	1477	1379	930	968



REAL LITE CAMPERS **A-FRAME**

The Real Lite A-Frame series is a new spin on an old tent camper design. The solid, durable hard side walls set up and fold down much faster than traditional tent campers, allowing you to spend more time enjoying your vacation. And when vacation is over, it tows smoothly, thanks to the standard torsion axle, and stores easily in your garage.



RL-12 R

REAL LITE A-FRAME STANDARDS & OPTIONS

STANDARD FEATURES

- LED interior lights
- Roof LED light strip
- Standard tire and carrier
- 20,000 BTU furnace
- Black label mattresses
- Create a breeze fan
- Electric brakes
- 3 way refrigerator
- Diamond plate rock guard
- 18 gal fresh water tank
- Dometic® Kool Kat Air conditioner and heater
- AM/FM Bluetooth stereo
- 20 LB LP tank
- Hot water / outside shower
- 4 corner scissor jacks

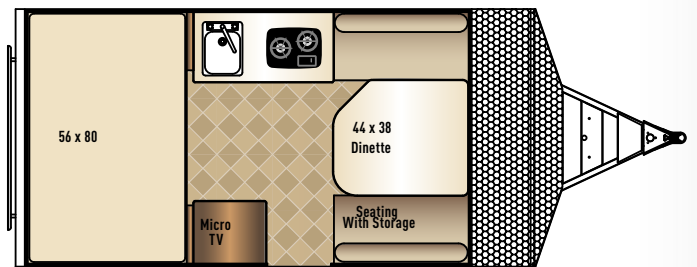
AVAILABLE OPTIONS

- Aluminum wheels
- Outside gas grill
- Screen room

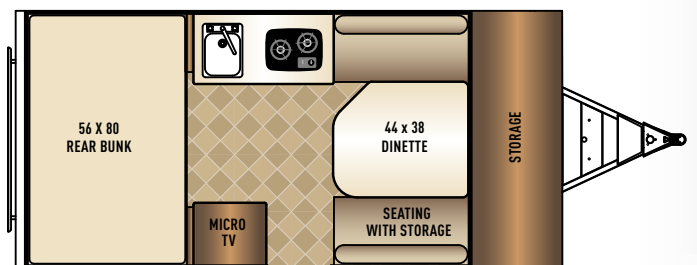
	RL-12 R	RL-12 ST
Hitch Dry Weight	257	342
Dry Axle Weight	1833	1907
Total Dry Weight	2090	2249
GVWR	3577	3662
Unloaded Vehicle Weight	2124	2283
Interior Height	NA	NA
Closed Exterior Height	5'-3"	5'-3"
Exterior Width	7'	7'
Travel Length	19'	19'
Fresh Water Capacity	18	A8
Gray Water Capacity	NA	NA
Black Water Capacity	NA	NA
Cargo Carrying Capacity	1453	1379

REAL LITE A-FRAME

FLOORPLANS



RL-12 R



A12 ST



CUSTOMER SATISFACTION



www.ForestRiverBuyLocal.com



SHINE BAY APPROVED

Each of our units goes through a lengthy 30 point inspection process to guarantee complete satisfaction upon arrival to the dealer. We take the time to check everything from seals to electrical shortages.



PRE-DELIVERY INSPECTION FACILITY

20,000 square feet of quality assurance. The bare essentials for a premium product. This state-of-the-art facility gives immediate daily feedback to production for quality assurance in every unit built.

24/7 EMERGENCY ROADSIDE ASSISTANCE

For a worry-free ownership experience Forest River includes one year of Coach-Net RV Technical & Roadside Assistance with each RV purchase. Whether new to the RV lifestyle or an experienced RV enthusiast, Forest River owners have 24/7 access to technical, operational and emergency road service coverage throughout the US & Canada. Coach-Net's fast, dependable service is just a phone call away.

Coach-Net[®]
RV Technical & Roadside Assistance



FREE MEMBERSHIP
to Forest River Owners' Group

www.forestriverfrog.com



Learn More
Scan this barcode using a QR Reader on your smart phone to learn more about Forest River.



A Berkshire Hathaway company.

Specification Definitions

GVWR (Gross Vehicle Weight Rating) - is the maximum permissible weight of the unit when fully loaded. It includes all weights, inclusive of all fluids, cargo, optional equipment and accessories. For safety and product performance do NOT exceed the GVWR.

GAWR (Gross Axle Weight Rating) - is the maximum permissible weight, including cargo, fluids, optional equipment and accessories that can be safely supported by a combination of all axles.

UVW (Unloaded Vehicle Weight)* - is the typical weight of the unit as manufactured at the factory. It includes all weight at the unit's axle(s) and tongue or pin and LP Gas. The UVW does not include cargo, fresh potable water, additional optional equipment or dealer installed accessories.

*Estimated average based on standard build optional equipment.

CCC (Cargo Carrying Capacity)** - is the amount of weight available for fresh potable water, cargo, additional optional equipment and accessories. CCC is equal to GVWR minus UVW. Available CCC should accommodate fresh potable water (8.3 lbs per gallon). Before filling the fresh water tank, empty the black and gray tanks to provide for more cargo capacity.

** Estimated average based on standard build optional equipment

Each Forest River RV is weighed at the manufacturing facility prior to shipping. A label identifying the unloaded vehicle weight of the actual unit and the cargo carrying capacity is applied to every Forest River RV prior to leaving our facilities.

The load capacity of your unit is designated by weight, not by volume, so you cannot necessarily use all available space when loading your unit.

All information contained in this brochure is believed to be accurate at the time of publication. However, during the model year, it may be necessary to make revisions and Forest River, Inc., reserves the right to make all such changes without notice, including prices, colors, materials, equipment and specifications as well as the addition of new models and the discontinuance of models shown in this brochure. Therefore, please consult with your Forest River, Inc., dealer and confirm the existence of any materials, design or specifications that are material to your purchase decision. Litho. U.S.A. FDR 1389 P / W: 2017.03.07



REAL LITE RV

1047 EAST M-86 | COLON, MI 49040
P: 269.432.3271 | F: 269.432.2516
www.RealLiterv.com

REAL LITE TENT CAMPER DEALER