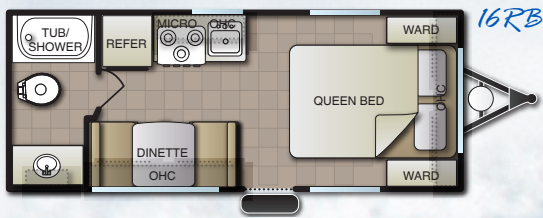
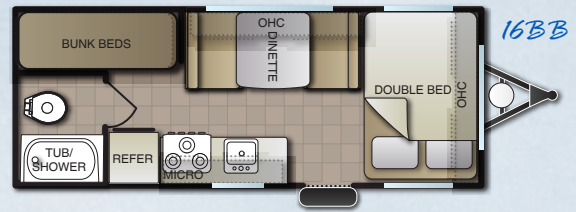
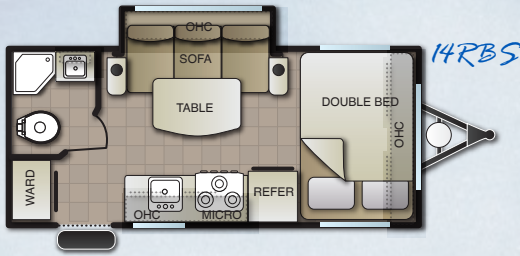


# ***SURF SIDE***



# Mini Travel Trailers



## Features

- 14" COLOR MATCHED WHEELS
- 3,500 LB RATED AXLE(S)
- 6 GALLON DSI WATER HEATER
- 6 CUFT REFRIGERATOR
- ALUMINUM FRAME FIBERGLASS EXTERIOR
- CUSTOM FIT LCI CHASSIS
- FRONT DIAMOND PLATE ROCKGUARD
- FURNACE 20,000 BTU
- HOLDING TANKS
- FULLY INSULATED
- KITCHEN DRAWER
- LAMINATED COUNTER TOP W/ EDGE
- LED LIGHTING
- METAL BALL BEARING DRAWER GUIDES
- ONE PIECE ROOF MEMBRANE
- OVEN W/ HIGH OUTPUT COOK TOP
- PASS THRU STORAGE (PER FP)
- PILLOW TOP MATTRESS
- RADIUS BAGGAGE DOORS
- RADIUS ENTRY DOOR
- ROLLER SHADE WINDOW COVERINGS
- SANI FLUSH (BLACK TANK)
- SCREWED TOGETHER CABINETS
- TV ANTENNA
- ULTRA LITE WEIGHT TRAILER
- UPGRADED APPLIANCES
- UPGRADED 3M GRAPHICS

## Popular Options

- A/C 13.5K BTU
- AWNING - POWER
- HEAT PADS
- MICROWAVE OVEN
- SINK COVER IN GALLEY
- SKYLIGHT IN BATHROOM
- SPARE TIRE & CARRIER
- STAB JACKS (4)
- STEREO W/ SPEAKERS
- TV - 24" LIVINGROOM

\*Some Features, Packages and Options are not available on all models. Please consult your local sales representative for more information. NOTE: All Pacific Coachworks recreational vehicles are sealed with Sealtech.

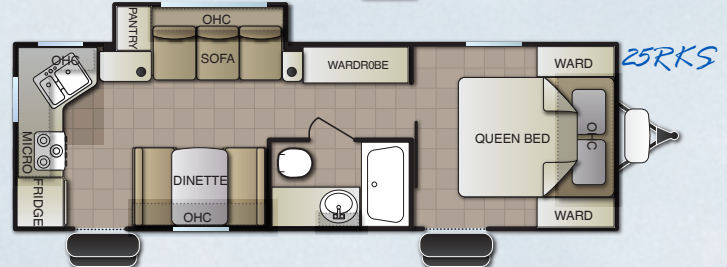
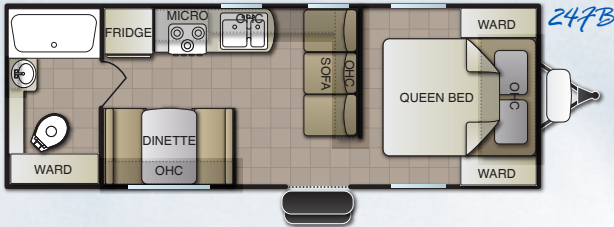
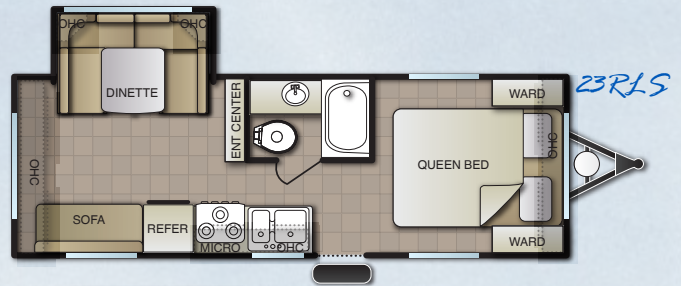
## Specifications

MODEL	EXT LENGTH	EXT WIDTH	INT HEIGHT	EXT HEIGHT	GVWR	AXLE WEIGHT	HITCH WEIGHT	UVW	PAYLOAD	FRESH WATER	GREY/BLACK
14RBS	19'5"	84"	78"	11'	4,000lbs	2,605lbs	582lbs	3,187lbs	813lbs	25gal	15/15gal
16BB	20'10"	84"	78"	11'	3,650lbs	2,640lbs	458lbs	3,098lbs	552lbs	25gal	15/15gal
16RB	20'10"	84"	78"	11'	3,650lbs	2,655lbs	402lbs	3,057lbs	593lbs	25gal	15/15gal
18RBS	22'5"	84"	78"	11'	7,000lbs	3,675lbs	346lbs	4,021lbs	2,279lbs	25gal	15/15gal

NOTE: PCW reserves the right to change or discontinue at any time, without notice, prices, colors, materials, equipment, accessories, specifications, models, and packages, without incurring any obligations to make the same or similar changes to trailers. Unloaded vehicle weight (UVW) information is intended as a guide only and does not include water, fluids or popular options. Actual weight may vary. Payload capacity does not include the weight of water, fluids, or popular options. Weights and capacities are approximate and are subject to change without notice.



# Xtra Lite Travel Trailers



## Interior Features

- 78" CEILINGS
- A/C 13.5K BTU
- BACK SPLASH - GALLEY
- COOK TOP W/ FLUSH GLASS COVER
- 6 CUFT DOUBLE DOOR REFRIGERATOR

- FURNACE - 20,000 BTU
- LED LIGHTING
- LARGE OVEN
- LAMINATED COUNTER TOPS W/ EDGE
- MICROWAVE OVEN

- PILLOW TOP MATTRESS
- ROLLER SHADE WINDOW COVERINGS
- SINK COVER
- STEREO/DVD/BLUETOOTH
- UPGRADED APPLIANCES

## Exterior Features

- CUSTOM WHEELS
- 20LB LP BOTTLES (2) W/ COVER
- 6 GALLON DSI WATER HEATER
- AWNING - POWER
- FENDER SKIRTS - BLACK

- FRONT DIAMOND PLATE ROCK GUARD
- LAMINATED FIBERGLASS EXTERIOR
- LED LIGHTING
- ONE PIECE ROOF MEMBRANE
- PAINTED WHEELS - COLOR MATCHED

- SANI FLUSH - BLACK TANK
- SPARE TIRE & CARRIER
- STAB JACKS (4)
- TV ANTENNA W/ CABLE HOOK UP

## Popular Options

- DUCTED A/C
- ENCLOSED TANKS
- EXTERIOR LADDER
- FRONT WINDOW W/ ROCK GUARD
- GLASS ENCLOSURE

- HEAT PADS
- OUTSIDE SHOWER
- POWER STAB JACKS
- POWER TONGUE JACK
- SKYLIGHT IN BATHROOM

- TUB/SHOWER SURROUND
- TV BRACKET ONLY - LIVING ROOM
- TV LCD LIVING ROOM 24"

\*Some Features, Packages and Options are not available on all models. Please consult your local sales representative for more information. NOTE: All Pacific Coachworks recreational vehicles are sealed with Sealtech.

## Specifications

MODEL	EXT LENGTH	EXT WIDTH	INT HEIGHT	EXT HEIGHT	GVWR	AXLE WEIGHT	HITCH WEIGHT	UVW	PAYLOAD	FRESH WATER	GREY/BLACK
23BBS	26'2"	96"	78"	11'	7,070lbs	4,210lbs	692lbs	4,902lbs	2,168lbs	44gal	35/35gal
23RLS	26'6"	96"	78"	11'	7,050lbs	4,145lbs	506lbs	4,651lbs	2,399lbs	44gal	35/35gal
24FB	26'10"	96"	78"	11'	7,060lbs	3,750lbs	676lbs	4,426lbs	2,634lbs	44gal	35/35gal
25RKS	28'3"	96"	78"	11'	7,060lbs	4,660lbs	628lbs	5,288lbs	1,772lbs	44gal	35/35gal
26BH	29'1"	96"	78"	11'	7,060lbs	4,180lbs	684lbs	4,864lbs	2,196lbs	44gal	35/35gal
26BHS	31'11"	96"	78"	11'	9,000lbs	5,340lbs	1,078lbs	6,418lbs	2,582lbs	44gal	35/35gal

NOTE: PCW reserves the right to change or discontinue at any time, without notice, prices, colors, materials, equipment, accessories, specifications, models, and packages, without incurring any obligations to make the same or similar changes to trailers. Unloaded vehicle weight (UVW) information is intended as a guide only and does not include water, fluids or popular options. Actual weight may vary. Payload capacity does not include the weight of water, fluids, or popular options. Weights and capacities are approximate and are subject to change without notice.

25RKS

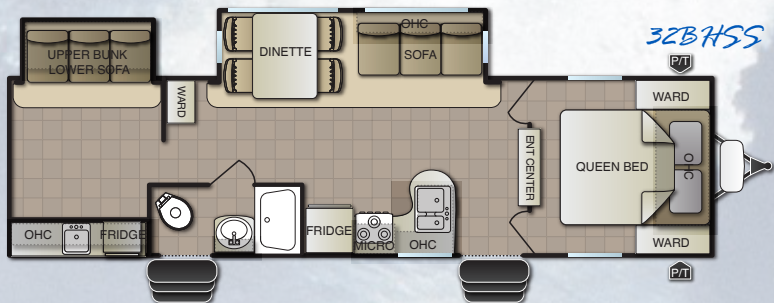
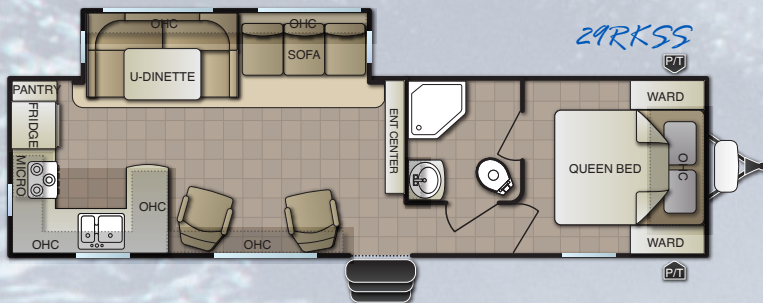
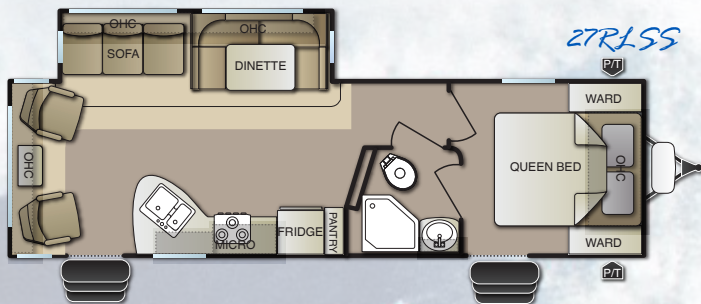
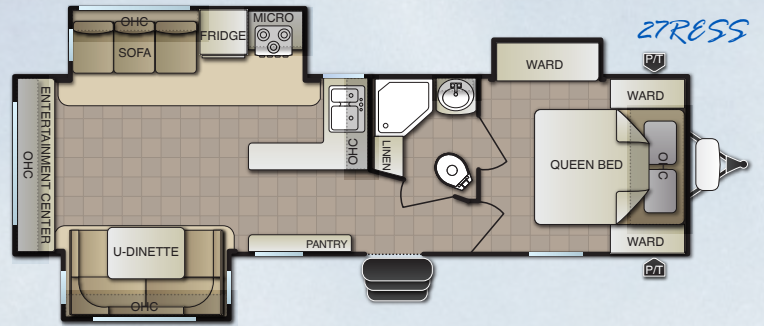


26BH



23RLS





Specifications

MODEL	EXT LENGTH	EXT WIDTH	INT HEIGHT	EXT HEIGHT	GVWR	AXLE WEIGHT	HITCH WEIGHT	UVW	PAYLOAD	FRESH WATER	GREY/BLACK
26TBSS	28'8"	96"	81"	11'5"	9,900lbs	TBD	TBD	TBD	TBD	44gal	35/35gal
27RESS	32'11"	96"	81"	11'5"	9,900lbs	6,140lbs	674lbs	6,814lbs	3,086lbs	44gal	35/35gal
27RLSS	32'7"	96"	81"	11'5"	9,900lbs	5,925lbs	744lbs	6,669lbs	3,231lbs	44gal	35/35gal
28DBSS	31'11"	96"	81"	11'5"	9,900lbs	TBD	TBD	TBD	TBD	44gal	35/35gal
29RKSS	33'9"	96"	81"	11'5"	9,900lbs	6,535lbs	650lbs	7,185lbs	2,715lbs	44gal	70/35gal
32BHSS	35'	96"	81"	11'5"	9,900lbs	TBD	TBD	TBD	TBD	44gal	35/35gal

NOTE: PCW reserves the right to change or discontinue at any time, without notice, prices, colors, materials, equipment, accessories, specifications, models, and packages, without incurring any obligations to make the same or similar changes to trailers. Unloaded vehicle weight (UVW) information is intended as a guide only and does not include water, fluids or popular options. Actual weight may vary. Payload capacity does not include the weight of water, fluids, or popular options. Weights and capacities are approximate and are subject to change without notice.



### *Interior Features*

- 81" INTERIOR HEIGHT
- A/C 13.5K BTU - DUCTED
- COOK TOP W/ FLUSH GLASS COVER
- 6' DOUBLE DOOR REFRIGERATOR
- FURNACE - 30,000 BTU
- LARGE OVEN
- LED LIGHTS
- MICROWAVE OVEN
- PILLOW TOP MATTRESS
- ROLLER SHADE WINDOW COVERINGS
- SHOWER / TUB SURROUND
- SINK COVER
- SKYLIGHT IN BATHROOM
- SOLID SURFACE COUNTER TOP - GALLEY
- STEREO/DVD/BLUETOOTH
- UPGRADED APPLIANCES

### *Exterior Features*


- ALUMINUM FRAMED FIBERGLASS WALLS
- 6 GALLON DSI WATER HEATER
- 15" WHEELS
- 30LB LP BOTTLES W/ COVER
- AWNING - POWER
- CUSTOM BUILT I-BEAM CHASSIS
- FENDER SKIRTS - BLACK
- FRONT DIAMOND PLATE METAL - BLACK
- LARGE HOLDING TANKS
- LED LIGHTS
- PAINTED WHEELS - COLOR MATCHED
- SANI FLUSH BLACK TANK
- SEAMLESS ONE PIECE ROOF
- SPARE TIRE & CARRIER
- STAB JACKS (4)
- UPGRADED 3M GRAPHICS
- TV ANTENNA W/ CABLE HOOK UP

### *Popular Options*

- A/C 15K BTU
- ALUMINUM WHEELS
- ENCLOSED TANKS
- EXTERIOR LADDER
- EXTERIOR SWING AWAY HANDLE
- FRONT WINDOW W/ ROCK GUARD
- GLASS BATH ENCLOSURE
- HEAT PADS
- OUTSIDE SHOWER
- POWER STAB JACKS
- POWER TONGUE JACK
- TV LCD

\*Some Features, Packages and Options are not available on all models. Please consult your local sales representative for more information. NOTE: All Pacific Coachworks recreational vehicles are sealed with Sealtech.

*Pacific Coachworks is committed to providing the highest quality travel trailers, fifth wheels, and toy haulers at an unsurpassed value. We are dedicated to establishing lasting partnerships with trusted RV dealers, vendors, and suppliers, all of which are equally committed to conducting business with your best interests in mind. Our team is focused on exceeding customer expectations by providing the highest level of customer support and service.*



*Java*



*Gun Metal*

**Pacific Coachworks**  
3411 N. Perris Blvd.  
Perris, CA 92571  
[www.pacificcoachworks.com](http://www.pacificcoachworks.com)  
(951) 686-7294

*Contact Your Local Dealer*

Find us on...



All information included in this brochure is the latest at the time of publication. Pacific Coachworks reserves the right to make changes and to discontinue models without notice or obligation. Photos in this brochure may show optional equipment or props used for photography purposes only. All recreational vehicles built by Pacific Coachworks, Inc. include a one year factory warranty. Roadside Assistance via Coach-Net is also included.