
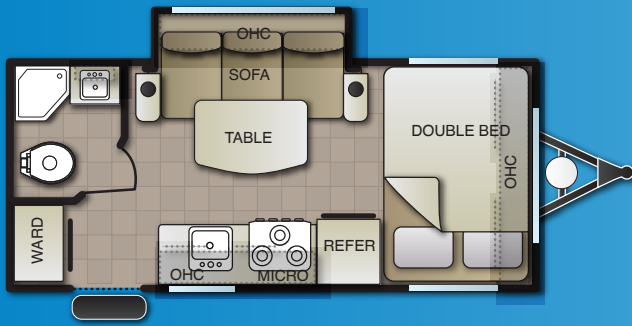


TANGO

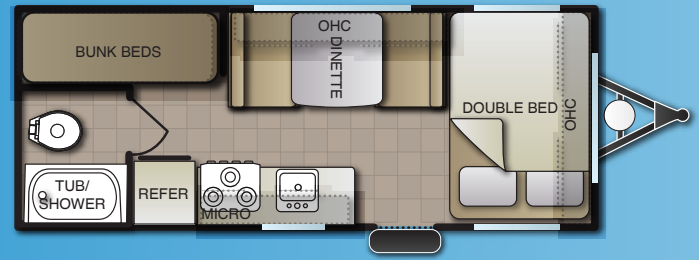


Pacific
Coachworks™

MINI LITE MODELS



14RBS



16BB



16RB



18RBS

MINI LITE FEATURES

- 20,000 BTU Thermostat Controlled Furnace
- 3,500 lb. Rated Axle(s)
- 5 gal EZ Swap LP Bottle
- 6 Gallon DSI Water Heater
- 6 cuft Double Door Refrigerator
- 84" Exterior Width
- Color Matched Wheels
- Foam Core Insulation in Walls
- Front Diamond Plate Rock Guard
- Full Blanket Next Level Flooring
- Fully Welded/Bonded Aluminum Framing
- Gas Oven w/3 Burners High Output Cooktop
- Inner Spring Pillowtop Mattress
- Kitchen Drawer
- Laminated Counter Tops w/Edge
- Laminated Fiberglass Exterior Walls
- LED Lighting
- Metal Ball Bearing Drawer Guides
- One Piece PVC Roof Membrane 12yr
- Pass Thru Storage - (per FP)
- Powder Coated High Strength Steel Chassis
- R-9 Fiberglass Insulation in Roofs/Floors
- Radius Baggage Doors
- Radius Entry Door
- Roller Shade Window Coverings
- Rotocast ABS Holding Tanks
- Sani Flush / Black Tank
- Screwed Together Cabinets
- TV AM/FM Antenna
- Ultra Light Trailer
- Upgraded Appliances
- Upgraded 3M Graphics

POPULAR OPTIONS

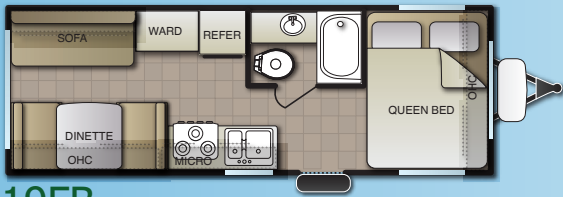
- 12v Heat Pads
- 13,500 BTU Air Conditioner
- AM/FM/DVD Player w/Bluetooth
- LED HD TV in Livingroom
- Microwave Oven w/Carousel
- Power Awning
- Sink Cover in Galley
- Skylight over Tub
- Spare Tire & Carrier
- Stab Jacks (4)
- TV Bracket Only - Livingroom

MINI LITE SPECIFICATIONS

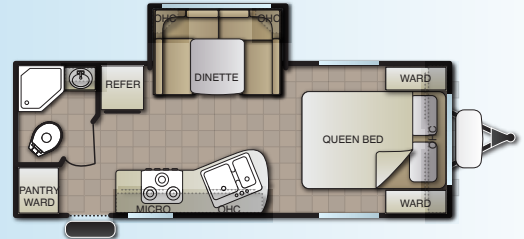
MODEL	EXT LENGTH	EXT WIDTH	INT HEIGHT	EXT HEIGHT (w/A/C)	GVWR	AXLE WEIGHT	HITCH WEIGHT	UVW	PAYLOAD	FRESH WATER	GRAY WATER	BLACK WATER
14RBS	19'5"	84"	78"	11'	4,000	2,605	582	2,887	1,113	25 GAL	15 GAL	15 GAL
16BB	20'-10"	84"	78"	11'	3,550	2,640	458	2,798	752	25 GAL	15 GAL	15 GAL
16RB	20'-10"	84"	78"	11'	3,550	2,655	402	2,757	793	25 GAL	15 GAL	15 GAL
18RBS	22'-5"	84"	78"	11'	7,000	3,675	346	3,721	3,279	25 GAL	15 GAL	15 GAL

NOTES: Unloaded vehicle weight (UVW) information is intended as a guide only and does not include water, fluids or popular options. Actual weight may vary. Payload capacity does not include the weight of water, fluids, or popular options. Weights and capacities are approximate and are subject to change without notice.

ULTRALITE MODELS



19FB



22FBS



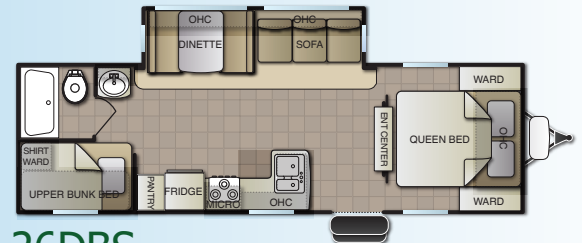
24IKS



24RBS



26DB



26DBS

ULTRALITE FEATURES

INTERIOR

- 78" Ceilings
- 13,500 BTU Air Conditioner
- 20,000 BTU Thermostat Controlled Furnace
- 6 cuft Double Door Refrigerator
- AM/FM/DVD Player w/Bluetooth
- Cooktop w/Flush Glass Cover
- Full Blanket Next Level Flooring
- Inner Spring Pillow Top Mattress
- Kitchen Backsplash
- Large Over w/3 Burner High Output Cooktop
- Laminated Countertops w/Edge
- LED Lighting
- Microwave Oven w/Carousel
- Roller Shade Window Coverings
- Screwed Together Cabinets
- Sink Cover
- Upgraded Appliances

EXTERIOR

- 20 lb. LP Bottles (2) w/ABS Cover
- 6 Gallon Gas DSI Water Heater
- Colored Matched Wheels
- Foam Core Insulation in Walls
- Front Diamond Plate Rock Guard
- Fully Welded/Bonded Aluminum Framing
- Laminated Fiberglass Exterior Walls
- LED Lighting
- Molded Fender Skirts
- One Piece PVC Roof Membrane 12 yr
- Pass Thru Storage (per FP)
- Powder Coated High Strength Steel Chassis
- Power Awning
- R-9 Fiberglass Insulation - Roofs/ Floors
- Radius Baggage Doors
- Radius Entry Door

- Rotocast ABS Holding Tanks
- Sani-Flush / Black Tank
- Spare Tire & Carrier
- Stab Jacks (4)
- TV /AM/FM Antenna-Cable Hook Up
- Upgraded 3M Graphics

POPULAR OPTIONS

- ABS Tub/Shower Surround
- Ducted A/C
- Enclosed Tanks
- Exterior Ladder
- Front Window w/Rock Guard
- Glass Shower Enclosure
- Heat Pads
- LED HD TV in Livingroom
- Outside Shower
- Power Stab Jacks / IPO Manual
- Power Tongue Jack
- Skylight in Bathroom
- TV Bracket Only - Livingroom

ULTRALITE SPECIFICATIONS

MODEL	EXT LENGTH	EXT WIDTH	INT HEIGHT	EXT HEIGHT (w/A/C)	GWR	AXLE WEIGHT	HITCH WEIGHT	UVW	PAYLOAD	FRESH WATER	GRAY WATER	BLACK WATER
19FB	23'-3"	96"	78"	11'	7,000	3,360	692	4,052	2,948	44 GAL	35 GAL	35 GAL
22FBS	25'-7"	96"	78"	11'	7,060	4,225	666	4,891	2,169	44 GAL	35 GAL	35 GAL
24IKS	29'	96"	78"	11'	9,000	5,090	876	5,966	3,034	44 GAL	35 GAL	35 GAL
24RBS	27'-10"	96"	78"	11'	7,000	4,680	684	5,364	1,636	44 GAL	35 GAL	35 GAL
26DB	29'-1"	96"	78"	11'	7,000	4,045	760	4,805	2,195	44 GAL	35 GAL	35 GAL
26DBS	30'-11"	96"	78"	11'-5"	TBD	TBD	TBD	TBD	TBD	44 GAL	35 GAL	35 GAL

NOTES: Unloaded vehicle weight (UVW) information is intended as a guide only and does not include water, fluids or popular options. Actual weight may vary. Payload capacity does not include the weight of water, fluids, or popular options. Weights and capacities are approximate and are subject to change without notice.

Tango 18RBS

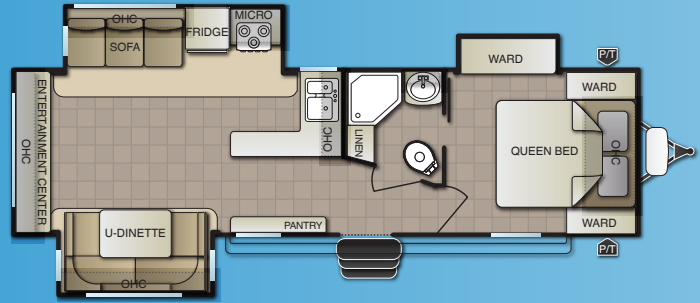




TOWLITE MODELS



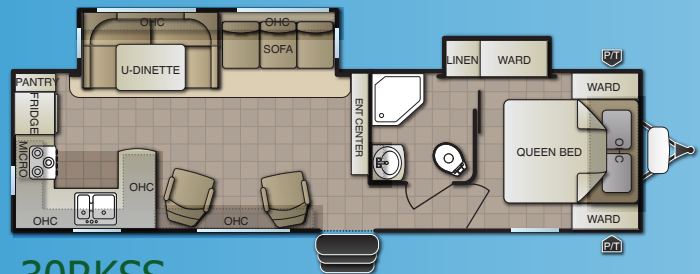
26RKS



27RESS



28BHSS



30KSS

TOWLITE FEATURES

INTERIOR

- 81" Interior Height
- 13,500 BTU A/C Ducted
- 30,000 BTU Thermostat Controlled Furnace
- 6 cuft Double Door Refrigerator
- ABS Tub/Shower Surround
- AM/FM/DVD Player w/Bluetooth
- Flush Mount Glass Stove Cover
- Full Blanket Next Level Flooring
- Inner Spring Pillow Top Mattress
- Kitchen Backsplash
- Large Over w/3 Burner High Output Cooktop
- LED Lighting
- Microwave Oven w/Carousel
- Roller Shade Window Coverings
- Screwed together Cabinets
- Solid Surface Countertop - Galley

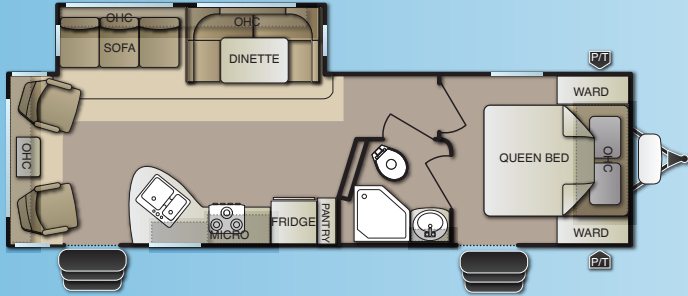
EXTERIOR

- 20 Lb LP Bottles (2) w/ABS Cover
- 6 Gallon DSI Water Heater
- 96" Exterior Width
- Color Matched Wheels
- Custom Built I-Beam Chassis
- Foam Core Insulation in Walls
- Front Diamond Plate Rock Guard
- Fully Welded/Bonded Aluminum Framing
- Laminated Fiberglass Exterior Walls
- Large Holding Tanks
- LED Lighting
- Molded Fender Skirts
- One Piece PVC Roof Membrane 12yr
- Pass Thru Storage (per FP)
- Power Awning
- R-9 Fiberglass Insulation in Roofs/ Floors
- Radius Baggage Doors
- Radius Entry Door
- Rotocast ABS High Capacity Holding Tanks

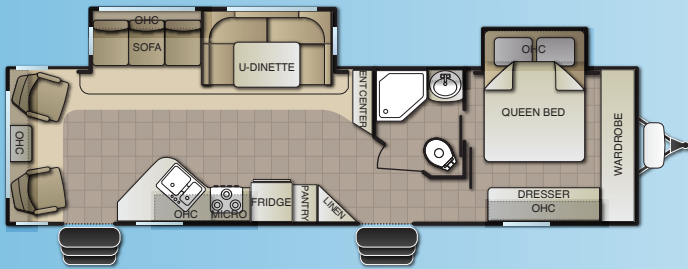
- Sani Flush Black Tank Flush
- Spare Tire & Carrier
- Stab Jacks (4)
- TV/AM/FM Antenna w/Cable Hook Up
- Upgraded 3M Graphics

POPULAR OPTIONS

- 15,000 BTU Air Conditioner Upgrade
- Aluminum Wheel Upgrade
- Enclosed Tanks
- Exterior Ladder
- Exterior Swing Out Handle
- Front Window w/Rock Guard
- Glass Shower Enclosure
- Heat Pads
- LED HD TV in Livingroom
- Outside Shower
- Power Stab Jacks / IPO Manual
- Power Tongue Jack



27RLSS



32DBSS

Pacific Coachworks is committed to providing the highest quality travel trailers, fifth wheels, and toy haulers at an unsurpassed value. We are dedicated to establishing lasting partnerships with trusted RV dealers, vendors, and suppliers, all of which are equally committed to conducting business with your best interests in mind. Our team is focused on exceeding customer expectations by providing the highest level of customer support and service.

TOWLITE SPECIFICATIONS

MODEL	EXT LENGTH	EXT WIDTH	INT HEIGHT	EXT HEIGHT (w/A/C)	GVWR	AXLE WEIGHT	HITCH WEIGHT	UVW	PAYLOAD	FRESH WATER	GRAY WATER	BLACK WATER
26RKS	28'-9"	96"	78"	11'-5"	TBD	TBD	TBD	TBD	TBD	44 GAL	35 GAL	35 GAL
27RESS	32'-11"	96"	78"	11'-5"	9,900	6,340	674	6,814	3,086	44 GAL	35 GAL	35 GAL
27RLSS	32'-7"	96"	78"	11'-5"	9,900	6,125	744	6,669	3,231	44 GAL	35 GAL	35 GAL
28BHSS	31'-5"	96"	78"	11'-5"	TBD	TBD	TBD	TBD	TBD	44 GAL	35 GAL	35 GAL
30RKSS	33'-9"	96"	78"	11'-5"	TBD	TBD	TBD	TBD	TBD	44 GAL	35 GAL	35 GAL
32DBSS	35'-5"	96"	78"	11'-5"	TBD	TBD	TBD	TBD	TBD	44 GAL	35 GAL	35 GAL

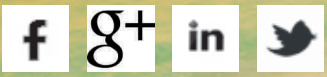
NOTES: Unloaded vehicle weight (UVW) information is intended as a guide only and does not include water, fluids or popular options. Actual weight may vary. Payload capacity does not include the weight of water, fluids, or popular options. Weights and capacities are approximate and are subject to change without notice.



DECOR

Pacific Coachworks • 3411 N. Perris Blvd., Perris, CA 92571
(951) 686-7294 • www.pacificcoachworks.com

All information included in this brochure is the latest at the time of publication. Pacific Coachworks reserves the right to make changes and to discontinue at any time, without notice, prices, colors, materials, equipment, accessories, specifications, models, and packages, without incurring any obligations to make the same or similar changes to trailers. All vehicles built by Pacific Coachworks, Inc. include a one year factory warranty.



Go RVing



Sterling



Expresso