

# BIGHORN

BY HEARTLAND



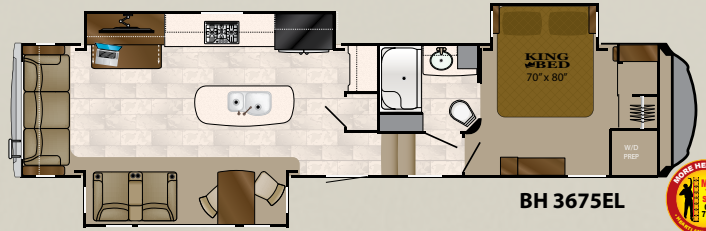
Go Anywhere  
Do Anything



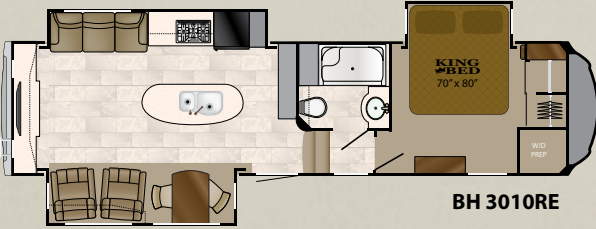


# BIGHORN

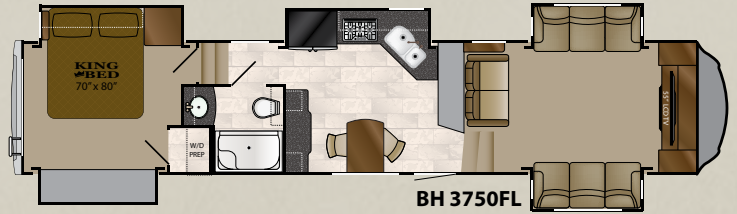
BY HEARTLAND



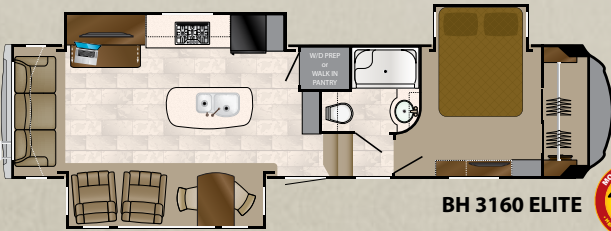
BH 3675EL



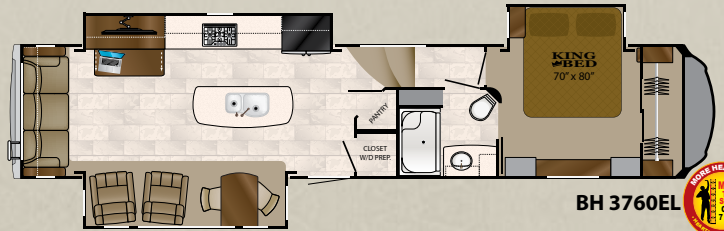
BH 3010RE



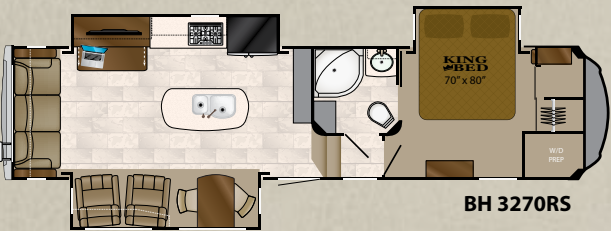
BH 3750FL



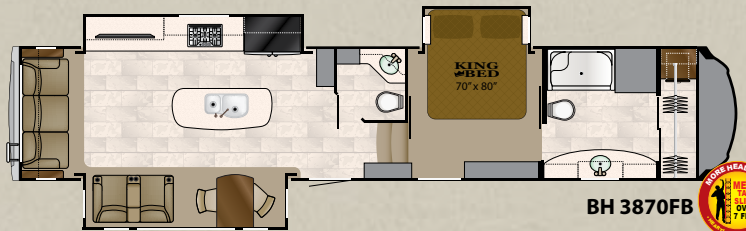
BH 3160 ELITE



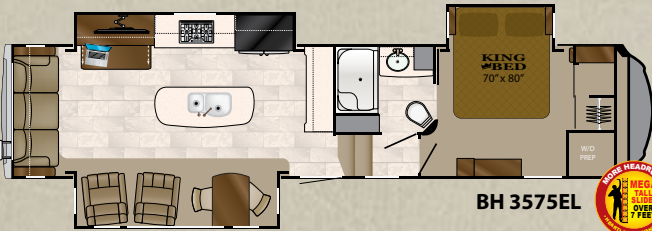
BH 3760EL



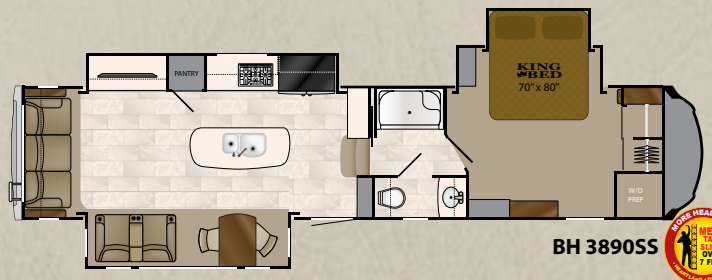
BH 3270RS



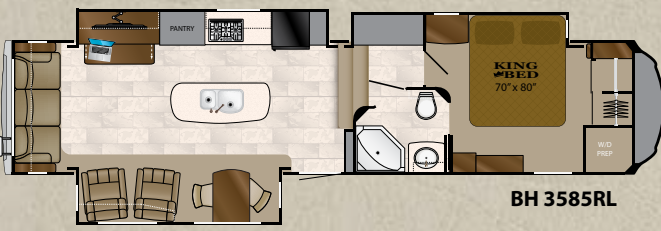
BH 3870FB



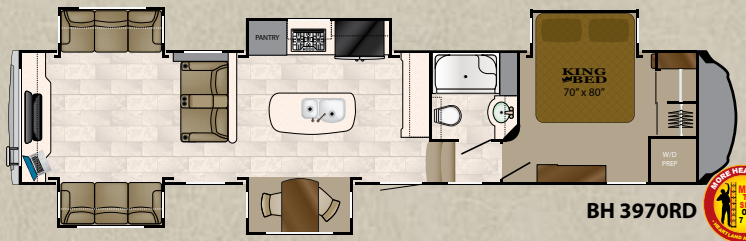
BH 3575EL



BH 3890SS



BH 3585RL



BH 3970RD







Standard  
Oyster Exterior  
w/ Vinyl Graphics




Optional  
White Exterior  
w/ Vinyl Graphics



Optional  
Full Paint Exterior  
Black/Red



Optional  
Full Paint Exterior  
Black/Tan

Bighorn	Length	Height	Dry Weight	GVWR	Hitch Weight
3010RE	34'10"	13'3"	11,840	16,000	2,340
3160EL 	35'10"	13'3"	12,015	16,000	2,095
3270RS	35'2"	13'3"	11,965	16,000	2,520
3575EL 	39'4"	13'3"	13,050	16,000	2,435
3585RL	38'9"	13'3"	12,865	16,000	2,350
3675EL 	41'5"	13'3"	13,455	16,000	2,550
3750FL	41'9"	13'3"	13,700	16,000	2,805
3760EL 	40'11"	13'3"	13,240	16,000	2,905
3870FB 	43'3"	13'3"	13,355	16,000	3,010
3890SS 	41'5"	13'3"	13,497	16,000	2,795
3970RD 	43'8"	13'3"	14,300	16,000	2,905

Carrabba (Dark Decor)



Classic (Light Decor)







Go Anywhere  
**BIGH**



24 Hours A Day 7 Days A







Do Anything  
**HORN**  
BY HEARTLAND



A Week **365** Days A Year





## STANDARDS

### INTERIOR

- All-in-one master control panel with DSI water heater switch, tank level monitors, slide switches and light switches
- "Welcome back light"
- MCD day/night roller shades
- Metal entry handle
- Custom slide out fascia with LED lighting

### HAND CRAFTED CABINETRY

- Glazed hardwood sedona cabinetry & fascia
- Amish-crafted natural hardwood cabinet doors with hidden hinges and drawers
- All cabinet frames are pre-drilled, and screwed together - not stapled
- Baltic birch drawer construction (Real Wood)
- Deluxe ball-bearing drawer guides

### BEDROOM

- Built-in closet system featuring hanging clothes rods, recessed shelving
- King size bed (N/A 3160 EL)
- Memory foam mattress
- Two windows in slide for better air flow (N/A in 3585RL, 3750FL)
- Tall dresser with four large drawers
- 6'4" bedroom ceiling height throughout
- Level floor between bath and bedroom
- LED lights over bed
- Storage shelves in bed slide room
- Deluxe headboard design
- Pillow package and comforter
- Massive under bed storage
- Pull-out storage drawer in steps
- 32" deep bedroom electric slide rooms (most models)

### MAIN SLIDE ROOM

- 6' 5" ceiling height (7' on some models)
- Hydraulic operating system
- Selector valves for slide rooms (N/A 3750FL)
- Double squeeegee seals with one-piece
- Weather-proof floor pan
- 12V LED lights
- Cabinets above sofa
- Hydraulic manual override system

### LIVING ROOM

- Power theater seats with heat and massage (N/A 3010)
- Upgrade flip & fold sleeper sofa
- 110V ceiling fan with light kit

### KITCHEN

- Recessed LED lighting
- Real solid surface countertops with pencil nose edge
- Beauflor Residential resilient flooring
- 24" deep residential sized cabinets
- Toe kicks (most models)
- Residential size, stainless steel kitchen sink with matching solid surface sink covers
- 20" deep residential size drawers
- Custom crafted dinette table and two folding chairs
- Large, deep pantry
- Three speed, temperature control fan with rain sensor

### BATH AREA

- 6'4" bath/bed ceiling height throughout
- Residential Beauflor resilient flooring
- Solid surface countertop with undermount sink and matching sink cover
- Large mirrored medicine cabinet
- Linen base cabinet storage

### SHOWER

- 1-piece fiberglass mini mega shower (most models)
- Elegant rain glass shower surround
- Domed skylight over shower

### COMMODOE ROOM

- Power roof ventilation
- Dual 12V LED lights with soft lighting lenses
- Porcelain commode w/foot flush

### ENTERTAINMENT & CONNECTIONS

- Computer desk station (most models)
- Decorative glass door inserts
- 46" or 55" LED high definition TV (Depends on model)
- Pre-wired for Winegard Trav'ler satellite system
- Residential style receiver with built-in DVD Player, FM radio and Bluetooth™

### APPLIANCES AND LIGHTING

- 18 Cu.Ft... stainless steel refrigerator
- Furrion 3-burner cook top w/oven
- 30" convection microwave oven over the range
- Boutique pull out sprayer faucet in kitchen
- 12 gal. water heater (gas/electric DSI)

### PLUMBING

- Color-coded Plumb-PLEX™ water lines with 10/25 year warranty
- Quick and easy winterization system

### TANK SIZE & LP GAS SYSTEM

- 67 gallons - fresh water capacity
- 135 gallons waste water - 90 gal. gray / 45 gal. black
- (2) 30# LP bottles with auto change over (room for (2) 40# LP bottle option-most models)

### POWER

- 80 Amp/12V DC power converter
- 50 Amp detachable marine cord
- Dual battery box (1 battery included)
- 110V exterior electrical receptacles
- Battery disconnect

### HEATING & COOLING

- Seamless one piece below floor heat duct
- 42,000 BTU furnace
- Whisper Quiet A/C system - includes two dual high output 15,000 BTU A/C units
- Insulated in-roof A/C duct system for maximum efficiency
- Air conditioned and heated stool room

### EXTERIOR

- Tight-Turn Technology front cap and frame design, SPECIALLY designed and engineered For SHORT BED / EXT. CAB TRUCKS, allows for tighter turning radius.
- Truly unique aerodynamic profile
- Painted front and rear cap
- High gloss tan sidewalls
- Overhead LED entry door light
- Automotive aerodynamic styled rear cap with LED turn lights
- Painted aluminum rear ladder

### UNIVERSAL DOCKING CENTER

- 12 volt light
- Exterior shower with hot & cold water
- Black tank flush system hook up
- City water hook-up with high pressure fresh tank fill
- Shielded RG-6 coaxial cable hook-up
- Satellite hook-up (roof or tri-pod)
- Holding tanks pull handles
- Winterization valves

### LARGEST EXTERIOR STORAGE IN IT'S CLASS!

- Offering over 140 cubic feet of storage!
- Large insulated slam baggage doors
- Unobstructed pass-through design
- 12V lights
- 1 cable outlet / 110 volt outlet

### STANDARD WINDOW FEATURES

- Frameless dark tinted safety glass windows with UV inhibitor
- Huge panoramic rear bay window
- Huge panoramic windows in dinette
- Ventilation slider side windows

### FRAME & LANDING GEAR

- Strong 12" I-beam frame with rust prohibitive coating (10" on smaller models)
- Hydraulic landing gear jacks (no snap pins required)
- 6 point auto leveling system

### TIRES & AXLES

- Heavy-duty G-rated 16" tires
- Aluminum rims
- MOR/ryde CRE/3000 with shocks
- 7,000 lb. Dexter axles with Easy-Lube™ hubs (all models)
- 2" x 12" Nev-R-Adjust brakes by Dexter
- ABS fender skirts
- Spare tire

### UNDERBELLY

- Seamless corrugated underbelly material
- Heated and enclosed underbelly & gate valves
- Flexfoil insulation

### WALL CONSTRUCTION

- Laminated fiberglass sidewalls
- Double-welded aircraft quality aluminum superstructure cage construction
- Drip rail with down spouts
- Deluxe power exterior awning

### ROOF CONSTRUCTION

- Welded aluminum frame
- Walkable roof decking (3/8")
- One-piece seamless EPDM rubber roof
- Radius metal roof cap

### 3" LAMINATED FLOOR CONSTRUCTION

- Strong aluminum framing
- Block foam insulation
- 3/8" seamless decking
- Thermo-board luan on the bottom
- R-14 laminated upper deck floor

### TOTAL INSULATION VALUES

- Walls - R11 \*All formaldehyde-free insulation
- Roof - R40
- Slide room floors - radiant insulation R14 equivalent
- Main floor - R38
- Upper deck floor - R14

## STANDARD FEATURES



Hardwood  
LED Lighted  
Slide Fascia



## INTERIOR and EXTERIOR OPTIONS

### INTERIOR

- 32" bedroom TV
- Queen bed IPO king bed (Queen std on 3160EL)
- Deluxe coffered ceiling (N/A 3750FL)
- 22 cu.ft. refrigerator with stainless steel appliances
- Induction cook-top
- 2 Rocker recliners in place of theater seat

### EXTERIOR

- White high gloss sidewalls
- Full body paint
- Mor/Ryde hitch
- Slide-topper awnings
- Dual pane frameless windows
- Generator prep
- 5.5 Onan generator (ask dealer)
- Electric power cord reel with 33' cord
- Heat pump options (ask dealer for details)
- Yeti extreme weather package
- Power awning - dinette slide (N/A 3750)



## Best In Class R-Values

Roof	R40
Walls	R11
Floor	R38
Bath Deck	R14
Slide Floor	R14
Front/Rear Caps	R21



Dexter Axles & MOR/ryde Suspension



Aluminum Entry Steps

6 Point Hydraulic Level-Up



Power Theater Seating







Heartland Recreational Vehicles  
2831 Dexter Drive • Elkhart, Indiana 46514 • 574-262-5992

### Community. Convenience. Close-to-home.

Where you purchase your recreational vehicle is ultimately your decision but Heartland urges you to consider buying at your local dealer. Dealers are part of your community, providing jobs and contributing to your local economy. These dealers are under obligation to provide warranty service for products they sell, but are not legally required to service products purchased from other dealers. At some point, you may need to return to the dealer you buy from - why not stay close to home? After all, home is where your Heartland is!

#### BENEFITS OF PURCHASING YOUR RV LOCALLY:

- You enjoy valuable relationship building with Dealer Representatives, close to your home, who will explain the features and benefits of the product.
- You receive a full product orientation prior to delivery, which includes hands-on directions for many of the coach's systems and functions. You are also introduced to the Dealership's Service/Parts/Warranty personnel who are at the ready to help you with any issues you may encounter, now and in the future.
- You enjoy customer PRIORITY. Dealerships generally service their purchasing customers first - others may experience long delays and miss opportunities to use their RV. What is it worth for you to have a dealership's full attention and motivation to satisfy you when you need service - in a timely manner?
- Valuable TAX dollars and jobs stay in YOUR community which pays for your roads, schools, police and fire departments.

#### DON'T UNDERESTIMATE CUSTOMER SERVICE AND PERSONAL CARE!

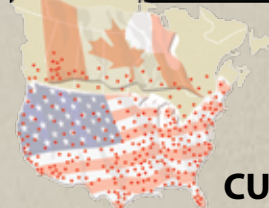
For Canadian Residents: If you purchase an RV out-of-country, there are additional fees, taxes and inspections that must be met before bringing your product home. Your local Canadian dealers are experts in these provisions.

Visit HEARTLAND on:



# BIGHORN

BY HEARTLAND



### HEARTLAND CUSTOMER SERVICE WE'VE GOT YOUR BACK!

Over 40 men and women located in a dedicated facility servicing our customers every day. With a dealer network of over 400 locations across the U.S. and Canada, you're never far from an authorized Heartland dealer.

[www.heartlandrvs.com](http://www.heartlandrvs.com)

Product information is as accurate as possible as of the date of publication of this brochure. Due to Heartland's commitment to continuous product improvement - floorplans, materials, components, features, measurements, specifications, options, etc. are subject to change at any time without notice or obligation. In certain conditions some additional equipment may be needed. Photos may show optional equipment or props used for photography purposes only.

Heartland has listed the approximate base weight of the trailer without the option equipment included. Option equipment will impact the weight of the trailer. Please locate the weight sticker attached to the trailer you are considering for the most accurate trailer weight.

Tow Vehicle Caution: Owners of Heartland recreational vehicles are solely responsible for the selection and proper use of tow vehicles. All customers should consult with a motor vehicle manufacturer or their dealer concerning the purchase and use of suitable tow vehicles for Heartland products. Heartland disclaims any liability or damages suffered as a result of the selection, operation, use or misuse of a tow vehicle. Heartland's limited warranty does not cover damage to the recreational vehicle or the tow vehicle as a result of the selection of the tow vehicle.

Your Authorized Heartland Dealer: