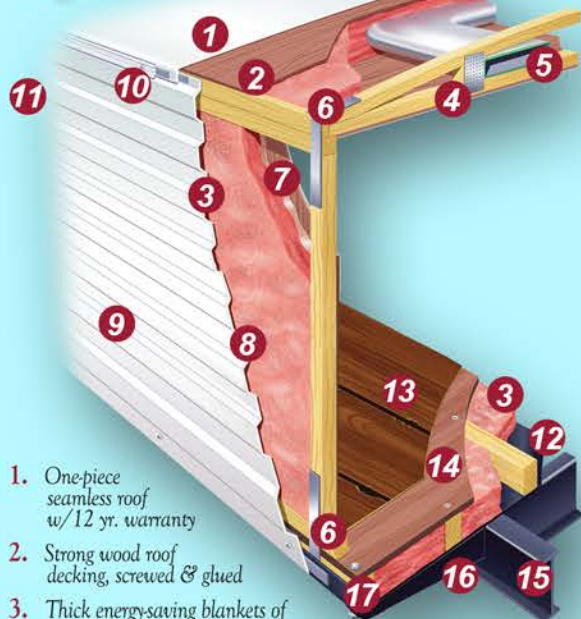


When it comes to top-quality construction, no one puts it together like we do!



1. One-piece seamless roof w/12 yr. warranty
2. Strong wood roof decking, screwed & glued
3. Thick energy-saving blankets of hand-cut fiberglass insulation in ceiling, walls & floors; insulation bonded to walls to prevent settling
4. Reinforced truss-style roof construction
5. Insulated air conditioning ducts in insulated ceiling space
6. Interior ceiling board
7. Galvanized steel straps to increase roof-to-sidewall & sidewall-to-floor strength
8. Sturdy wood 16" O.C. sidewall, set on floor & screwed in for maximum strength
9. Aluminum siding w/baked enamel finish
10. Butyl caulk for better seal, fewer streaks
11. Drip rail to direct rain runoff away from unit
12. Tough polymax underbelly overlaps sides to protect against moisture & debris
13. Durable heavy-gauge vinyl floor covering
14. 5/8" floor decking screwed & glued to floor joists, 13" on center
15. Powder-Coated I-Beam Steel Frame
16. Full-width steel outriggers for superior strength and support
17. Heavy gauge radius lower metal



Impressive gourmet kitchen with hard-wood cabinets and stainless appliances

## Travel Trailers

The heart and soul of Kingsport, distilling everything we've learned in thirty years perfecting the technology and art of building RVs. The ideal combination of "Quality, Innovation, and Value."



Roomy living area, gorgeous cabinetry, state-of-art entertainment, and residential-style bedroom doors (321TBS shown)

## Lodge Series


Our extended-stay solution that turns camping into a season-long vacation and adds these key features:

- 35,000 BTU Furnace
- 50 Amp Svc. w/65 Amp Converter
- Hide-A-Bed Sofa (40DEN Den, 406FLR LR)
- 10 gal 110V/Gas DSI Water Heater
- Detachable Hitch
- Residential Refrigerator
- Residential Range w/24" Oven
- Patio Door
- Bedroom Slide
- 4-Door Overhead Storage Cabinet



## Interior Decor Choices

Our Interior Designer chooses colors, textures and materials that look great and provide rugged durability.



Laminated Countertop

Wood Cabinetry

Vinyl Floor Covering

Optional Carpeting

Spacious U-Shaped Dinette with under-seat storage, and picture windows, featured on several floor plans

## Specifications

Specifications are approximate and may change. Check the sticker on your unit for actual weights.

	Length	Width	Height w/AC	Furnace BTU's	Carrying Capacity	Hitch Weight	Dry Weight	Fresh Wtr. (gal)	Grey Tank (gal)	Black Tank (gal)
<b>Travel Trailers</b>										
262RLS	31'3"	8'	10'9"	25K	2,050	870	6,690	51	37	37
276BHS	31'2"	8'	10'9"	25K	1,500	960	6,600	51	74	37
271DDS	31'2"	8'	10'9"	25K	1,520	958	6,620	51	74	37
278DDS	31'10"	8'	10'9"	25K	1,820	790	6,580	51	74	37
288ISL	33'2"	8'	10'9"	30K	2,430	910	7,060	51	74	37
299SBW	34'9"	8'	10'9"	30K	2,290	1,010	6,890	51	74	37
301TB	33'7"	8'	10'9"	30K	2,710	900	6,880	51	37	37
30FRK	35'8"	8'	10'9"	30K	3,390	1,120	7,836	51	37	37
321TBS	35'8"	8'	10'9"	30K	3,373	1,040	7,767	51	37	37
<b>Lodge Series</b>										
34FLS	38'8"	8'	10'9"	35K	3,314	1,340	8,066	N/A	37	37
406FLR	40'11"	8'	11'11"	35K	2,790	1,570	10,517	N/A	74	37
40DEN	40'10"	8'	11'11"	35K	1,610	1,420	9,670	N/A	74	37
408TBS	40'10"	8'	11'11"	35K	2,790	1,360	9,570	N/A	74	37
<b>Special Editions</b>										
20QBG	24'11"	8'	11'3"	25K	3,040	640	4,600	51	37	37
275FBG	29'10"	8'	10'9"	25K	2,676	390	5,014	51	37	37
269BHG	30'8"	8'	10'9"	30K	1,710	820	6,110	51	37	37
29SBSE	34'3"	8'	10'9"	30K	2,713	920	6,787	51	74	37
32TBSE	35'8"	8'	10'9"	30K	3,373	1,040	7,767	51	37	37
36FRSG	38'8"	8'	10'9"	35K	3,314	1,340	8,066	N/A	37	37

## Special Editions

As our most economical offerings, our Special Editions are ideal for tight budgets, young families, and casual campers. As such, Special Edition features, decors, warranty, and specifications vary. Check with your Dealer for more information.



# Kingsport

Our most refined expression of "Quality, Innovation, and Value"

## STANDARD FEATURES

### Furnishings & Decor

- Maple Cabinetry w/Solid Wood Doors & Drawers
- Privacy Bedroom Doors
- Hi-Performance Wood Grain Vinyl Flooring
- Scald and Stain-Resistant Laminated Countertops
- Flip-Up Queen Bed w/Bedspring
- Wall Mirror (Some models)

### Heating, Cooling & Plumbing

- (2) 30 lb. LP Bottles w/Auto Change & EZ Access Cover (20 lb. in SE Models)
- Ducted 13,500 BTU Roof Air Conditioner (Optional in SE Models)
- 25,000 or 30,000 BTU Gas Furnace w/Insulated In-Floor Heat Ducts
- 6 Gal Quick Recovery Gas DSI Water Heater
- Monitor Panel for Tank Levels
- Water Tank and Pump (N/A in Lodge Series)
- Water Heater By-Pass Valve

### Electrical & Safety

- Cable TV Hook-Up
- 30 Amp Service w/45 Amp Converter w/Charger
- TV Antenna w/Signal Booster
- 12V Antenna Ready Jack
- Wall Mounted Light Switches
- Wall Mounted Fire Extinguisher
- Smoke Detector, Combo CO/LP Detector
- Lights for Patio, LP Tanks, and Hitch
- Safety Chains

### Kitchen & Bath

- 3-Burner Range w/Superburner & Oven (Opt. SE)
- Power Range Hood w/Light
- 6.0 Cu. Ft. Double Door Refrigerator (Opt. on SE)
- Carousel Microwave Oven
- Full Extension Roller Bearing Drawer Guides
- 60/40 Kitchen Sink
- Wood Medicine Cabinet
- Shower Skylight and Shower Curtain
- Power Bath Vent
- Foot Flush Toilet
- Glass Door for Neo-Angle/Corner Showers

### Windows & Doors

- Radius Safety Glass Windows
- Mini-Blinds throughout (N/A in bunks)
- Window Treatments
- Radius Entry Door(s) w/Window & Deadbolt Lock

## STANDARD FEATURES (continued)

### Exterior

- Color-Coordinated Pull-Down Awning
- Radial Tires (Optional on SE Models)
- Lighted Pass-Thru Storage Area
- EZ-Fold Double or Triple Steps
- Radius Skirt Metal & Matching Fender Skirts (N/A in SE Models)
- Diamond Plate Lower Front (Opt. on SE Models)

### Key Construction Details

- One-Piece Seamless Roof w/12 year Warranty
- 2" x 4<sup>1/2</sup>" Truss-Style Crowned Roof System
- Sidewalls, Ceiling and Floor screwed, glued & tied together with steel straps for unmatched Uni-Body strength & resilience
- 2" x 6" Laminated Slide Room Header reinforced with solid 1/4" x 4" steel plate.
- 5/8" Floor Decking screwed and glued in place
- Hand-cut and glued fiberglass insulation
- Powder-coated Steel I-Beam Frame w/welded Outriggers

## LODGE SERIES

### Additional Standard Features

- Sliding Patio Door
- 10 Gal Gas DSI/110V Water Heater
- Residential Range
- Residential Refrigerator
- 6' 5" Slide Room Height (N/A 34FLS)
- Detachable Hitch
- Fiberglass Front
- 50 Amp Service w/65 Amp Converter w/Charger
- 35,000 BTU Furnace

## LODGE PACKAGE

### Available on Lodge Series only

- Pot & Pan Drawer (N/A 406FLR, 40DEN)
- Tub Surround
- Swing Away Grab Handle
- Outside Speakers
- Outside Shower
- Pull-Out Kitchen Faucet
- 2" Wood Blinds
- Residential Valances
- LED Interior Lights
- 15,000 BTU Air Conditioner
- Ceiling Fan (N/A 34FLS)

## SUPREME VALUE PACKAGE

### Available on Travel Trailers only

- Electric Awning
- CD/DVD Blue Tooth Stereo with (4) Interior and (2) Exterior Speakers
- Electric Hitch Jack
- LED Exterior Awning Lights
- LED Interior Lights
- Stainless Steel Appliance Package
- (4) Stabilizer Jacks
- Pleated Shades
- 6 Gal Gas/Electric 110V DSI Water Heater
- Intelli-View Monitor Panel
- Tub Surround
- Outside Shower
- Sofa Pillows
- Pot & Pan Drawer

## OTHER POPULAR OPTIONS

- 15,000 BTU Air Conditioner in place of 13,500 BTU
- 2nd 15,000 BTU Air Conditioner
- (2) Recliners in place of Barrel Chairs
- Tri-Fold Hide-A-Bed
- Stove Cover, Sink Cover
- Sun Room w/Dinette Table & 4 Chairs
- Swing Arm Bracket for TV
- Fireplace with Brick Surround (N/A 30FRK)
- Electric Stabilizer Jacks
- Rear Ladder
- Outside Kitchen (30FRK, 323TBR)
- Fiberglass Exterior Walls
- Fully Enclosed Underbelly
- Aluminum Wheels
- Spare Tire
- Brite Trim Package: Wheel Trim & Polished Bumper Cover, Swing-Away Assist Handle
- Electric Fireplace/Heater
- Kids Kube (323TBR or 408TBS)
- Many more - Ask your Dealer

See our newest pictures, floor plans, styles, and features at [www.gulfstreamcoach.com](http://www.gulfstreamcoach.com)



Your Gulf Stream Coach Dealer:



Pamper yourself with a comfy mattress, two windows, mirrored closet, wardrobe, overhead cabinets, AC outlets and a USB charging port



Join the fun outdoors with an optional Outside Kitchen, available on several models.

# Kingsport

By Gulf Stream Coach



Your 271DDS with two entry doors; large pass-thru storage

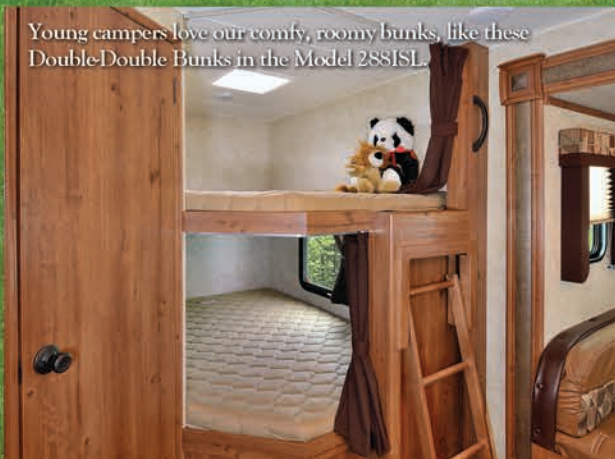
## Your New Kingsport is backed by a 24 Month Warranty

In addition to a standard one-year warranty, Gulf Stream Coach, Inc. offers an exclusive 24 month warranty on structural components.\* In addition, major component manufacturers are providing 24 month warranties on their products installed in Gulf Stream units such as the refrigerator, antenna, furnace, water heater, air conditioner, awning, range, microwave and more.

See the written Gulf Stream Coach Warranty for details.



\*For purposes of this warranty, 'Structural Components' shall be limited to the structure of the side walls, front & back walls, roof & floor.



Young campers love our comfy, roomy bunks, like these Double-Double Bunks in the Model 28SISL.



Like all Kingsport floor plans, the 321TBS offers comfortable furnishings, generous storage spaces, a fully-equipped kitchen, and state-of-the-art entertainment technology.



Sunroom option with freestanding table and four chairs - available on all Super Slide floor plans.

