

Vintage CRUISER



The Best of the Old and the Best of the New - Together at last!

Vintage CRUISER

*The fun of the 50's.
the technology of the 21st Century!*

Colors, interior design, and graphics of the all-new Vintage Cruisers recall the flat-out fun of the 50's - But don't worry - All the latest features are here, too, including the all-important microwave oven, Blue Tooth-enabled home theater system, cool, efficient LED lights, and wiring for satellite, cable, solar power and HDTV.

Take your pick! Teal & Cream or Crimson & Cream - Either way, you'll take the fun of the 50's with you wherever you



B



C



A



D



E

A. Spacious dinette in Teal & Cream, w/two-tone cushions, three picture windows, overhead storage, side shelf, home theater stereo & double-trumpet light.

B. Galley w/microwave, 2-burner cooktop, power vent hood, two-door refrigerator & double-bowl sink w/hi-arc faucet.

C. Crimson & Cream version of dinette, showing LED & double-trumpet lights, folding convertible table, & side shelf.

D. Bedroom w/underbed storage, two windows, shirt closets, overhead storage, individual reading lights & HDTV hookups.

E. Entertainment center w/HDTV option on swing-arm bracket.

F. Crimson & Cream galley kitchen showing double sink, stainless appliances, & light Roanoke Cherry Cabinets.

G. Color-matched 6.0 cu. ft. double-door refrigerator/freezer.

H. Bedroom w/60" x 74" mattress, custom comforter, Vintage Cruiser logo pillow shams, overhead storage, skylight, individual reading lights & hookups for HDTV.

NOTE: Many of our most popular features & options are part of the "Vintage Package," included on every Vintage Cruiser.



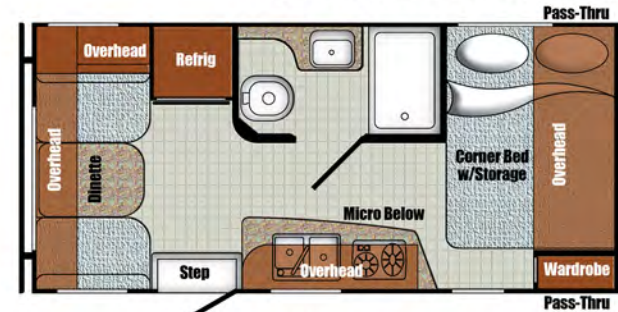
Construction Highlights

Your new Vintage Cruiser is built with quality and care by Gulf Stream Coach craftspeople, and features:

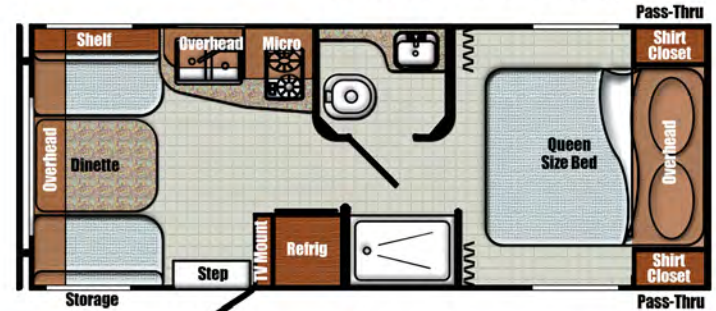
- Vacuum-bonded laminated walls and floor.
- Mold, mildew, and rot-free synthetic substrate & rigid polyfoam insulation in walls.
- Seamless fiberglass roof that extends from the front hitch "A" to the rear bumper.
- Rigid, lightweight welded aluminum frame.
- Fuel-saving aerodynamic profile.
- Extremely low and easy step-in height.
- 6'11" of interior headroom.
- Light Roanoke Cherry cabinets w/solid wood stiles.
- Stainless steel appliances.
- Full dry bath with foot-flush toilet.
- Much, much more - Ask your Dealer!

Floor Plans

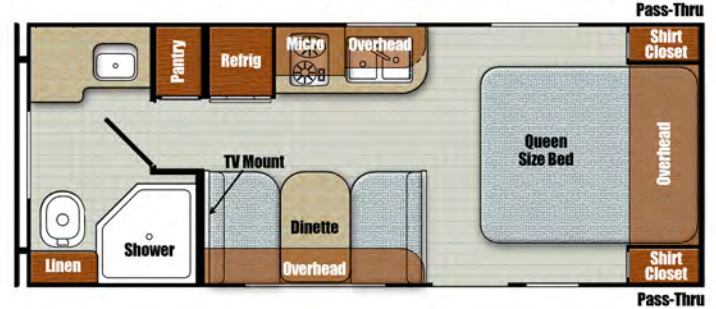
17RWD L: 20'0", Wgt: 2,825 lbs.



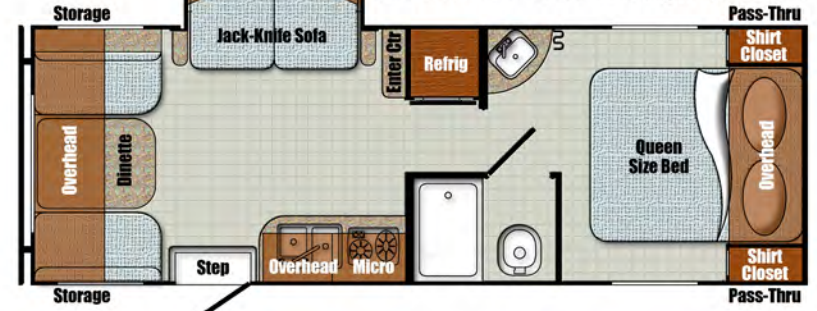
19ERD L: 22'11", Wgt: 3,225 lbs.



19RBS L: 22'11", Wgt: 3,325 lbs.



23RSS L: 25'11", Wgt: 4,325 lbs.



Standard Features

Decor

- Congoleum Non-Stick Vinyl Flooring
- Easy-Care Wall & Ceiling Vinyl
- Solid Wood Cabinet Stiles
- Light Roanoke Cherry Cabinetry

Heating & Cooling

- Prewired for Roof Air Conditioner
- 20,000 BTU Furnace w/Wall Thermostat (16,000 BTU on 17RWD)
- 6 Gal DSI Gas Water Heater

Safety

- Easy-Entry Step Well
- Break-Away Switch; Safety Chains
- Wall-Mount Fire Extinguisher
- Combo LP & CO Detector
- Smoke Detector

Electrical/Power

- Satellite & Cable-Ready Prep
- Intelli-Tank Monitor Panel
- Hitch Light
- LED Running Lights
- LED Pass Through Storage Light w/Switch
- LED Step Light w/Switch
- LED Interior Ceiling Lights
- Non-Directional TV Antenna w/Booster
- Solar-Ready Prep
- 30 Amp 30' Power Cord w/Storage
- 55 Amp Converter w/Charger & LED Indicators
- Power Range Hood w/Light

Bath

- Foot Flush Toilet
- High Velocity Bath Vent
- Wood Medicine Cabinet w/Mirror
- Radius Shower Curtain
- Tub/Shower Surround
- 24" x 36" Shower (19ERD)
- 32" x 32" NeoAngle Shower (19RBS)
- 24" x 36" Tub (17RWD, 23RSS)

Furnishing

- Booth Dinette
- Bed w/64" x 70" Mattress (n/a 17RWD)
- Comfort Series Jack Knife Sofa (23RSS)

Windows & Doors

- Friction Hinged Entry Door
- Black Radius Tinted Windows
- Radius Compartment Doors w/Magnetic Catches

Exterior

- One Piece Fiberglass Roof, Front/Rear Walls
- Welded Alum. Frame, Vacuum Bonded Walls
- Light Weight Chassis
- Laminated Floor w/Luan Substrate
- Laminated Fiberglass Sidewalls w/exterior layer of Composite Substrate
- Easy Lube Axles
- Two 20 lb. LP Bottles w/Cover
- In-Floor Spare Tire Storage under Bed
- Manual Awning

Popular Options

- 3-Burner Range w/Oven
- Interior & Exterior TV Mounting Brackets
- Electric Awning
- LED Awning Light w/Speakers (required)
- Power Tongue Jack in place of Manual Jack
- 19" and/or 29" LCD/HDTV
- Neo-Angle Glass Shower Door (19RBS)
- 13,500 BTU Air Conditioner (non-ducted)
- Blue Tooth Home Theater Stereo w/Speakers
- Premium Foam Mattress
- 14" Spare Tire
- Outside Spray Port
- 6 Gal DSI Gas/Electric Water Heater
- Sink Covers
- Black Tank Flush
- Rear Bumper Mount Gas Grill

Vintage Package

You get all this!

- Vintage Exterior Graphics w/Oyster Glass
- Vintage Bumper, A-Frame & Radius Metal, Fender Skirts, & Rims
- 14" Radial Tires w/Moon Hubcaps
- Front & Rear Brushed Aluminum Diamond Plate
- Woodgrain Vinyl Flooring
- All Woodgrain Interior
- Vintage Theme Decorative Border
- Cream Countertop w/Self-Edging
- Bedroom Reading Lights
- Stainless Microwave & 2-Burner Cooktop w/Cover
- 6 cu. ft. Double Door Refrigerator/Freezer (n/a 17RWD)
- Vintage Flat Cabinet Doors
- Vintage Dinette
- Vintage Drapery Package w/Decorative Rods
- Vintage Custom Comforter w/Vintage Logo Pillow Shams
- Vintage Double Trumpet Dinette Light
- Pearl Fabric Shower Curtain

Vintage CRUISER

The latest from Vintage Cruiser: We've captured the memories of family vacations of the 50's and 60's in our "Wood Estate Wagon" Package with wood-look graphics outside and a knotty pine styled interior. Ask your dealer about it!



Wood Estate Wagon Package



Specifications

Model	17RWD	19ERD	19RBS	23RSS
Length	20'0"	22'11"	22'11"	25'11"
Height w/AC	9'10"	9'10"	9'10"	9'10"
Width	7'6"	7'6"	7'6"	7'6"
Dry Weight	2,825 lbs.	3,225 lbs.	3,325 lbs.	4,325 lbs.
Hitch Weight	290 lbs.	390 lbs.	390 lbs.	480 lbs.
Carrying Capacity	1,125 lbs.	1,105 lbs.	1,005 lbs.	2,075 lbs.
Fresh Water	28 gal.	28 gal.	28 gal.	28 gal.
Grey & Black Tanks	30/30 gal.	30/30 gal.	30/30 gal.	30/30 gal.
Hot Water Capacity	6 gal.	6 gal.	6 gal.	6 gal.
LP Capacity	2 x 20 lbs.	2 x 20 lbs.	2 x 20 lbs.	2 x 20 lbs.

Specifications are approximate and subject to change. Check the Weight Sticker on your unit for actual weights.



QUALITY • INNOVATION • VALUE

503 South Oakland Avenue
Nappanee, IN 46550

www.gulfstreamcoach.com

Your Gulf Stream Coach Dealer:



Specifications, materials, & standard features are subject to change without further notice. Not responsible for typographical errors. Some items shown are extra cost options. Visit www.gulfstreamcoach.com or check with a local dealer for more information. ©VIN082016