

ATC TOY HAULER



— WORLD CLASS, *Precision* BUILT —

● MADE IN THE USA, *Nappanee, Indiana* ●

— SINCE 1999 —





You're an off road trail rider, and you need to travel. You need a reliable toy hauler that can withstand the mileage required for a cross country trip. The 1/2 ton towable ATC Toy Hauler is

your reliable solution. We've built a generational trailer with an all welded aluminum frame, that can withstand the rigors of constant travel, and won't rust or rot in the face of rain and snow.

You'll use it for many years, and will be able to pass it onto your kids when you decide to settle down. That's why it's called generational.



The aluminum floor, cabinets and composite walls are water resistant, allowing you to hose down the interior after your off road toys drag trail dirt inside.

The frame of the lightweight, 1/2 ton towable ATC Toy Hauler is soundly welded together by American Welding Society Certified welders. The floor, sidewalls and ceiling are securely welded together, creating one integrated substructure of weather resistant aluminum.



RUSH FOR EXTENDED EXPOS

Standard Colors

Color Options



Polar White



Black



Light Pewter Metallic



Medium Charcoal



Silver Frost



Victory Red

Premium Colors



Bronze Metallic



Brandywine



Emerald Green Metallic



Indigo Blue



Penske Yellow



Schneider Orange

Standard Colors

Polar White



Black



Light Pewter Metallic



Medium Charcoal



Silver Frost



Victory Red

Bronze Metallic



Brandywine



Emerald Green Metallic



Premium Colors



Indigo Blue



Penske Yellow



Schneider Orange

NOTE FORS

When you decide to have us build an ATC Toy Hauler, you won't be selecting an RV from a list of predetermined models with locked-in features. You will configure a unit to fit your needs and your style. You can choose your favorite colors and upgrade from a great list of options (see options list on the next page).



STANDARD FEATURES

FRAME

- FULL PERIMETER ALUMINUM FRAME
- (2) AXLES, TORSION, EZ LUBE, W/ BRAKES
- 5200# AXLES (8.5x28 & 8.5x24 models)
- 3500# AXLES (6X20, 7X20, 7X24 & 8.5X20 models)
- 24" O/C FLOOR CROSSMEMBERS
- 16" O/C TUBE WALL SUPPORTS
- 16" O/C TRUSSED ROOF
- 2000# SIDE WIND JACK
- REAR SCISSOR JACKS (PAIR) / 5000# CAPACITY EACH
- COUPLER - 2-5/16"
- FENDERS - ALUMINUM
- EXTRUDED ALUMINUM FLOOR
- RECESSED FLOOR D-RINGS (5000# CAPACITY)

INTERIOR

- 7" INTERIOR HEIGHT
- AZDEL DECORATIVE WALL BOARD
- AZDEL WHITE VINYL CEILING
- 1" E.P.S. INSULATED WALLS R-3
- FIBERGLASS BATTEN INSULATION FOR CEILING R-11
- 6" ATP INTERIOR KICKPLATE
- DAY / NIGHT SHADES
- (2) FIRE EXTINGUISHERS - 2.5# ABC
- WARDROBE (n/a on 6' wide)

EXTERIOR

- RADIUS FRONT WALL WITH 2 EXTERIOR STORAGE DOORS
- ATP STONEGUARD
- RMA CERTIFICATION SEAL
- ONE PIECE ALUMINUM ROOF
- STAINLESS STEEL REAR CORNERS
- .030 ALUMINUM
- SCREWLESS EXTERIOR
- (1) MANUAL ROOF VENT
- (2) 12V ROOF VENTS WITH SWITCH
- SALEM TWO-WAY VENT SYSTEM
- POWER AWNING WITH LED LIGHTING
- GRAB HANDLE FOR SIDE DOOR
- GRAB HANDLE FOR REAR DOOR
- 28" SINGLE RV STEP
- GRAPHICS PACKAGE

ELECTRICAL

- 7-WAY PLUG WITH 12V CONVERTER
- 50 AMP DISTRIBUTION PANEL - 120V OUTPUT
- 50 AMP SHORE CORD AND MOTORBASE - BLACK
- MANUAL POWER CUT-OFF SWITCH - 12V
- PREWIRED VENTED BATTERY COMPARTMENT
- 120V & 12V POWER OUTLET - INTERIOR & EXTERIOR
- COAX CABLE OUTLET - EXTERIOR & INTERIOR
- TV PREP PACKAGE
- LED INTERIOR LIGHTING

- SYSTEM CONTROL PANEL
- L.E.D. CLEARANCE AND BRAKE LIGHTS
- REINFORCE AND WIRE FOR FUTURE A/C
- TANK & BATTERY MONITOR PANEL
- CO DETECTOR
- SMOKE DETECTOR
- LP DETECTOR

PLUMBING

- 100 GALLON FRESH WATER TANK
- 38 GALLON GRAY WATER TANK
- 38 GALLON BLACK WATER TANK
- (2) 20# LP TANKS
- 6 GALLON DSI LP GAS/ELECTRIC WATER HEATER
- 19,000 BTU DIRECT DISCHARGE LP FURNACE
- 12V WATER PUMP WITH WINTERIZING TAP
- CITY WATER HOOK UP & GRAVITY FILL
- 10' SEWER HOSE WITH STORAGE TUBE

DOORS & WINDOWS

- 28" DOOR WITH SCREEN DOOR / TINTED WINDOW
- LIGHTWEIGHT CABLELESS REAR RAMP DOOR WITH SPRAY-ON BED LINER
- (2) 24" X 22" TOP-HINGED BAGGAGE DOORS - ATP W/ GAS SHOCK
- 36" X 24" EGRESS WINDOW WITH SLIDER
- (3) 36" X 24" SLIDER WINDOW

KITCHEN

- SINGLE BOWL STAINLESS STEEL SINK AND GOOSENECK BAR FAUCET
- 6.0 CU FT 2-WAY REFRIGERATOR (12V/120V/LP)
- LOWER ALUMINUM CABINET WITH LAMINATE COUNTER TOPS
- FLIP UP COUNTER (where applicable)
- UPPER ALUMINUM CABINET
- ALUMINUM REFRIGERATOR CABINET
- 2-BURNER FLUSH MOUNT LP COOK TOP

BATHROOM

- ALUMINUM PARTITION WALL WITH 21" DOOR - WELDED CONSTRUCTION
- TOWEL BAR - BRUSHED NICKEL
- PORCELAIN RV STYLE TOILET
- 1 PIECE RECTANGULAR SHOWER WITH EXTEND-A-SHOWER & CURTAIN
- UPPER ALUMINUM CABINET WITH FAUCET
- MIRROR
- STAINLESS STEEL SINK & LAMINATE COUNTER TOPS
- LINEN CLOSET (n/a on 6' wide)
- CABINET (n/a on 6' wide)

TIRES/WHEELS

- ST225/75R15/LRD TIRES ON ALUMINUM WHEEL WITH SS LUG NUTS
- SPARE ST225/75R15/LRD TIRE ON GRAY WHEEL
- HIDE A SPARE - EZ ACCESS

OPTIONS

PACKAGE

- BLACK EXTERIOR TRIM
- 3 SEASON PLUMBING
- 4" ADDITIONAL CLEARANCE
- CAR HAULER PACKAGE (28' MODEL ONLY)
- GENERATOR - ONAN 5.5KW GAS
- FUEL FILLING STATION - 36 GAL.

SLEEPING/SEATING

- TIP OUT BED DOOR
- HAPPYJAC BED LIFT
- FOLD UP SLEEPER SOFA
- DINETTE, FOLD UP, SLEEPER SOFA
- TABLE, DINNING, FOLD DOWN

HEATING AND COOLING

- AIR CONDITIONER
- INSULATED FLOOR
- 12V FANTASTIC FAN
- ROOF VENT COVER

INTERIOR

- UPPER ALUMINUM CABINETS
- MICROWAVE
- DETACHABLE TELEVISION
- STEREO WITH INTERIOR & EXTERIOR SPEAKERS
- DIGITAL TV ANTENNA
- CARPET SETS
- AIRLINE TRACK - RECESSED IN FLOOR
- AIRLINE TRACK TIE DOWN RINGS
- VINYL COVER FOR REAR OPENING

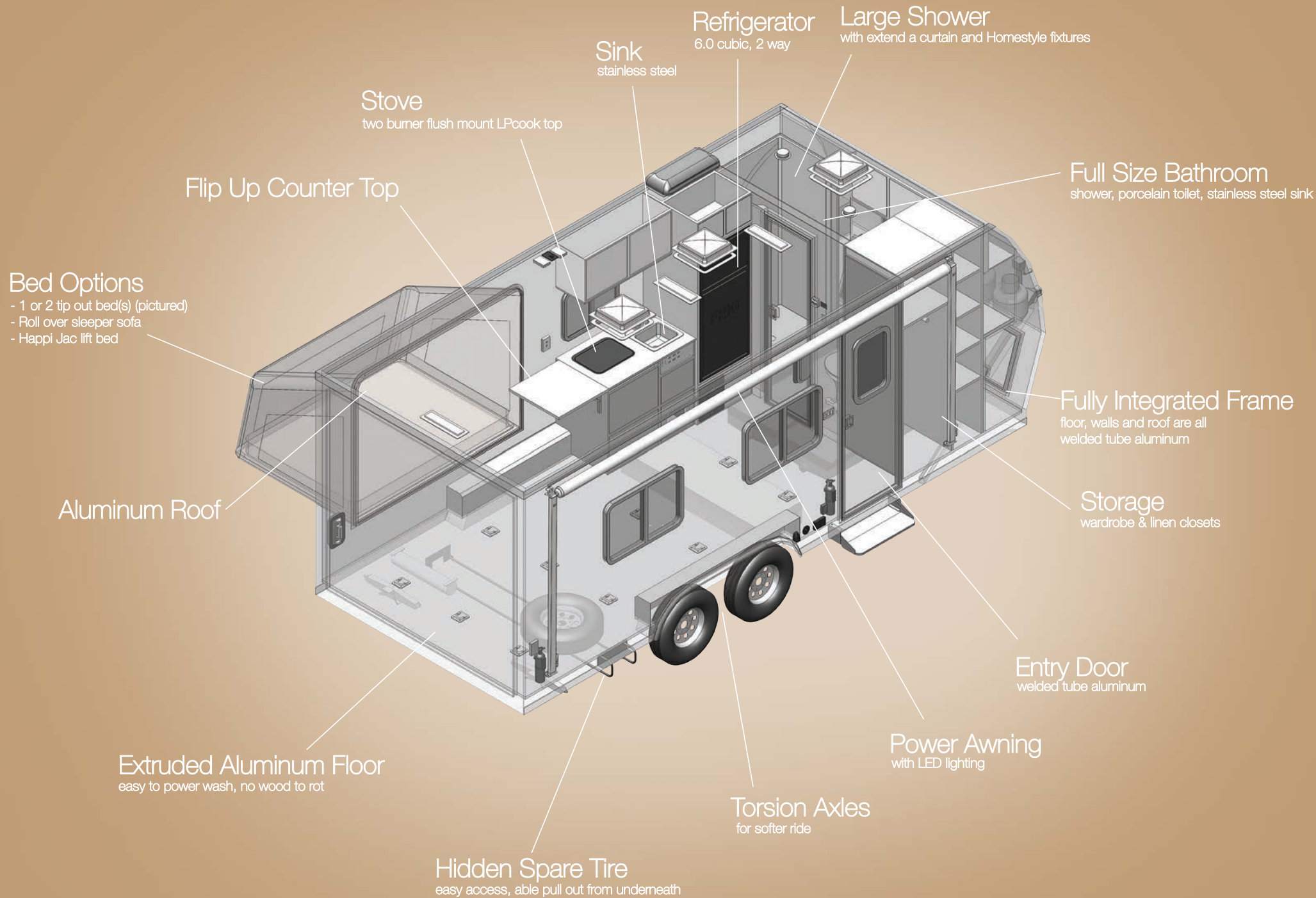
EXTERIOR

- TWO-TONE EXTERIOR ALUMINUM
- STAINLESS SIDE TRIM
- ELECTRIC TONGUE JACK
- STORAGE PLATFORM - ROOF MOUNTED
- STORAGE RACK - ROOF MOUNTED
- LADDER - EXTERIOR
- EXTERIOR SHOWER


ELECTRICAL

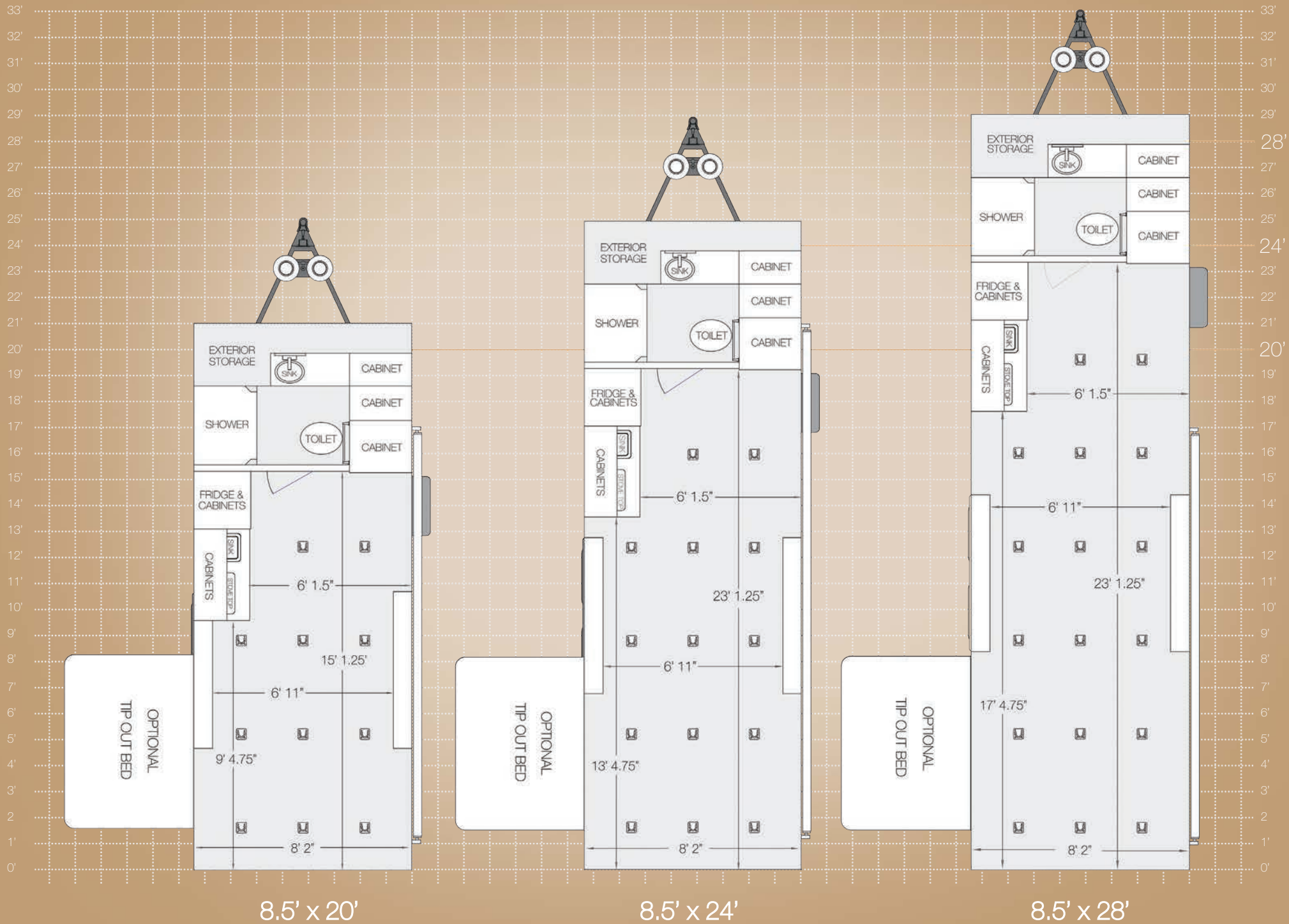
- REAR LOADING LIGHTS - 12V LED
- FLOOD LIGHT - HIGH OUTPUT - 12V LED
- SOLAR PANEL - 50 WATTS - ROOF MOUNTED
- SOLAR PANEL - 150 WATTS - ROOF MOUNTED





Available Models: 6' x 20' • 7' x 20' • 7' x 24' • 8.5' x 20' • 8.5' x 24' • 8.5' x 28'





FRONT BEDROOM FEATURES

- queen bed with storage
- pillow top mattress
- bedroom cabinet package
- 5' shelf





