



18QB WITH FOSSIL INTERIOR

17XTH WITH FOSSIL INTERIOR



AUTUMN RIDGE MINI

BIG ADVENTURES
IN A COMPACT SIZE.

Autumn Ridge Mini offers easy-towing options that deliver outstanding camping experiences. Choose from eight innovative floorplans that help you maximize your space and comfort. The optional Extreme Package takes adventure to the next level with extra ground clearance and off-road tires.

A A highlight of the 19RT is its roomy storage deck for all your gear. Other features include a tub and shower, beautiful sandalwood maple cabinetry, a refrigerator and a microwave.

B The 18QB lets you bring along all the comforts of home, starting with a queen bed. Other highlights include a roomy L-sofa and dinette and a tub with shower.

C Autumn Ridge Mini toy hauler models offer 8' 6" of cargo space accessible through a 6' x 6' ramp door. The 17XTH includes the added sleeping space of a side bed and the cargo space easily converts into a living area with a fold-up sofa and removable table.



TWO-YEAR WARRANTY

At Starcraft we are proud to back our RVs with a two-year manufacturer's limited warranty. For a copy of the two-year limited warranty with full terms and conditions, ask your local Starcraft RV dealer.

| SPECIFICATIONS | 14RB | 15RB | 17RD | 17TH | 17XTH | 18BHS | 18QB | 19RT |
|------------------------------------|--------|--------|----------|---------|---------|----------|----------|--------|
| Unloaded Vehicle Weight (lbs.) | 2,490 | 2,615 | 2,958 | 3,524 | 3,656 | 3,268 | 3,071 | 3,394 |
| Dry Hitch Weight (lbs.) | 255 | 220 | 305 | 455 | 430 | 359 | 335 | 345 |
| Gross Vehicle Weight Rating (lbs.) | 3,200 | 3,200 | 3,500 | 5,500 | 5,500 | 3,950 | 3,750 | 4,995 |
| Cargo Carrying Capacity (lbs.) | 710 | 585 | 542 | 1,976 | 1,844 | 682 | 679 | 1,601 |
| Exterior Length | 16' 6" | 17' 6" | 20' 6" | 20' 10" | 20' 10" | 21' 11" | 21' 8" | 23' 6" |
| Exterior Width | 85" | 85" | 85" | 86" | 86" | 85" | 85" | 85" |
| Exterior Height with A/C | 118" | 118" | 122-1/2" | 119" | 118" | 123-1/2" | 122-1/2" | 125" |
| Interior Height | 77" | 77" | 77" | 78" | 78" | 77" | 77" | 77" |
| Fresh Water Capacity (gals)* | 26 | 26 | 20 | 26 | 26 | 20 | 26 | 26 |
| Gray Wastewater Capacity (gals) | 15 | 15 | 15 | 24 | 24 | 15 | 15 | 15 |
| Black Wastewater Capacity (gals) | 9 | 9 | 9 | 24 | 24 | 9 | 9 | 9 |
| Sleeping Capacity | 2-3 | 4-5 | 3-4 | 5-6 | 7-8 | 4-6 | 3 | 4-5 |

*Includes water heater.

FOR FULL OPTIONS AND MORE STANDARD FEATURES GO TO starcraftcamping.com

SEE YOUR LOCAL STARCRAFT DEALER:

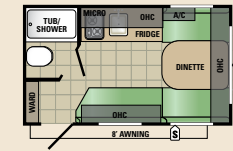
All information contained in this brochure and on the Starcraft RV website is the latest available and is correct to the best of our knowledge at the time of publication approval. Starcraft reserves the right to make changes and to discontinue models without notice or obligation. Photography may show optional equipment or props used for decoration purposes only. RVs built for sale in Canada may differ to conform to Canadian codes. Check with your Starcraft dealer for the latest in specifications, standard and optional equipment. 09/16
© 2016 STARCRAFT RV, INC.

STARCRAFT

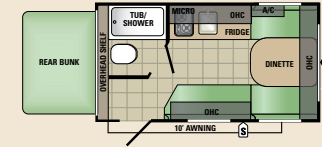
536 Michigan Street, Topeka, IN 46571 USA
Phone: (800) 945-4787 Web: starcraftcamping.com

FOLLOW US ON:   

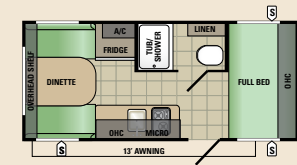
Unloaded Vehicle Weight (UVW): Sometimes referred to as "Dry Weight," UVW means the typical weight of this trailer as built at the factory. The UVW, as used in product literature and other promotional materials, does not include cargo, fresh water, propane, options or dealer-installed accessories. **Gross Vehicle Weight Rating (GVWR):** GVWR means the maximum permissible weight of the trailer, including the UVW plus passengers, personal items, all cargo, fluids, options, and dealer-installed accessories. The GVWR is equal to or greater than the sum of the UVW and the CCC. **Cargo Carrying Capacity (CCC):** CCC means the maximum weight of all passengers, personal items, food, fresh water, propane, tools, other cargo and dealer-installed accessories that can be carried by the trailer. CCC is equal to or less than GVWR minus UVW. The addition of options will decrease the CCC. **Hitch Weight (HW):** The hitch weight, as used in product literature and other promotional materials, does not include cargo, fresh water, propane gas, options or dealer-installed accessories. The addition of these types of items will either add to or subtract from the stated hitch weight. It is important for your safety and enjoyment that your tow vehicle be adequately sized and equipped to tow and handle the GVWR of the RV you select. Review weights and rating of your tow vehicle and consult a competent advisor for questions or advice. Whether you are new to RVing or a veteran, get a feel for the performance of your tow vehicle before heading out on the roadways. When you tow an RV, you must drive differently than when you drive a single vehicle. Practice hooking up, driving, backing up and braking in a safe environment or seek out professional instruction. Starcraft affixes a weight label to each RV which lists weight information for that vehicle. See specifications chart on the respective pages of this brochure.



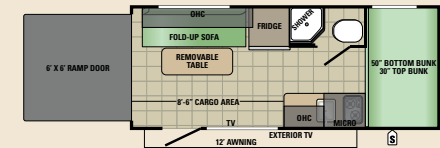
14RB



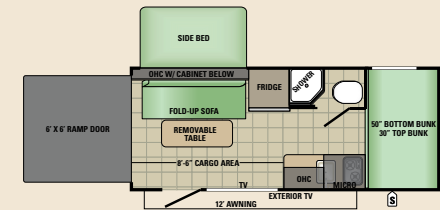
15RB



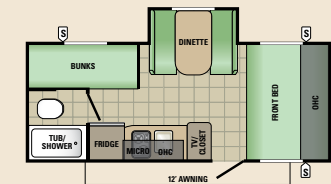
17RD



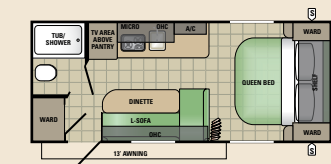
17TH



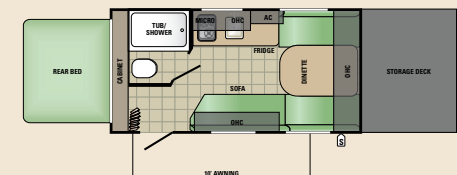
17XTH



18BHS



18QB



19RT