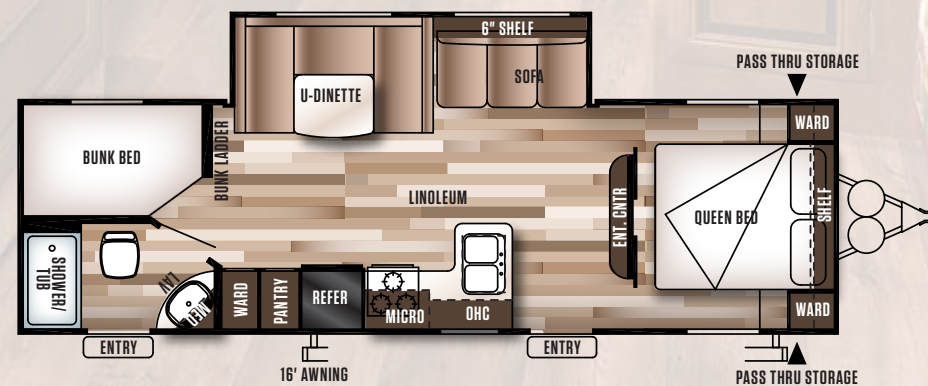


NORTHWEST EDITION



360° OF
AWESOME





WIDE OPEN LIVING ROOM

WILDWOOD XLITE
263BHXL

SHOWN IN TIFFANY LEATHER DÉCOR

6,192 LB.

*Shown with Standard Beauflor®
Plank Wood Linoleum & Optional TV*

Definition of **AWESOME:**

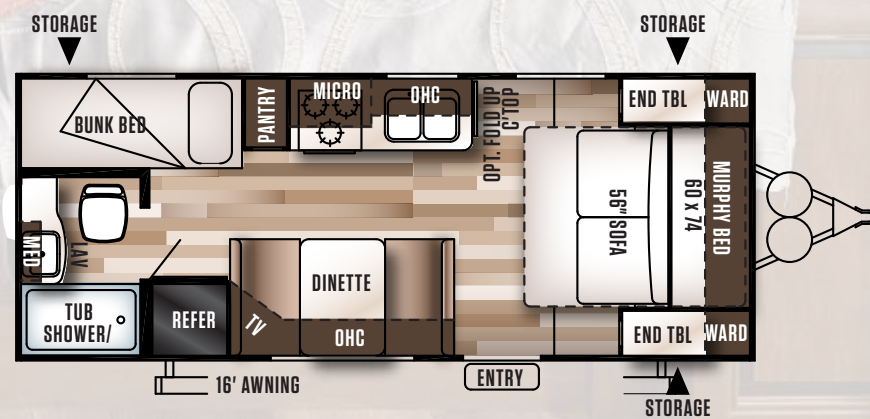

Extremely
impressive,
excellent,
amazing,
fantastic,
cool.

WILDWOOD XLITE BOASTS SOME AWESOME FEATURES

- 1 AM/FM radio, DVD player with MP3 hookup
- 2 2 inch wood blinds (living area)
- 3 Shoe nook (Some models)
- 4 Double-stitched pillow back jiffy sofa
- 5 One piece seamless counters with undermount sink
- 6 New roomier living room slides with deeper sides
- 7 New Beauflor® plank wood linoleum
- 8 Drop in cook top with glass cover



Standard door under dinette (optional second door shown)



WILDWOOD XLITE
201BHXL

SHOWN IN TIFFANY LEATHER DÉCOR

4,314 LB.

INTRODUCING THE X-LITE
**EZ BED
LIFT SYSTEM**

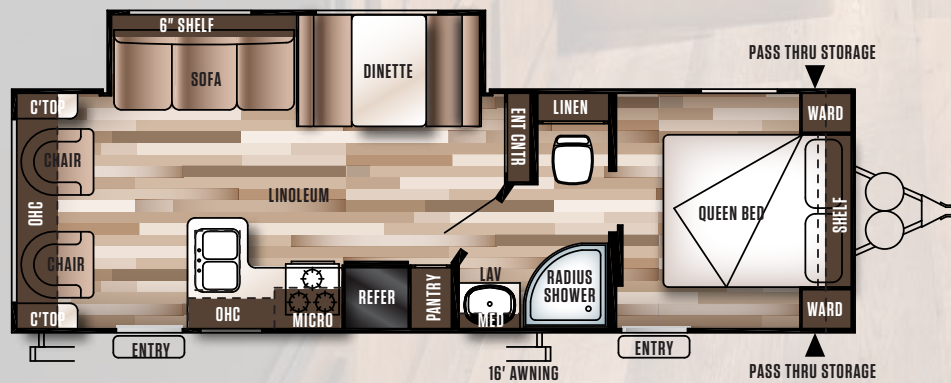
- EZ SETUP AND BREAKDOWN**
in under 30 seconds!
- EZ TOWING.** You get the same amenities, but in a trailer that is up to 6' less!
- EZ LIFTING.** The bed is specially counter balanced for feather-lite lifting
- EZ PASS THROUGH STORAGE.**
More storage than outdated "Tri-Fold or Murphy Bed" systems
- EZ MADE BED.** Yes, the bed is stored while made! No more tearing off covers and bedspreads!
- EZ PRICE!**

AMERICA'S best selection of
quality-built and affordable
travel trailers



AERODYNAMIC, EFFICIENT & EASY TO MANEUVER





WIDE OPEN LIVING ROOM

WILDWOOD XLITE
254RLXL

SHOWN IN ONYX DÉCOR

5,793 LB.

*Shown with Standard Beauflor®
Plank Wood Linoleum & Optional TV*



ISN'T IT TIME you treated
your family to an extra
degree of **AWESOME?**



WE FOCUS ON VALUE. YOU NEED TO CHECK OUR PRICES.

STANDARDS & OPTIONS

STANDARD FEATURES

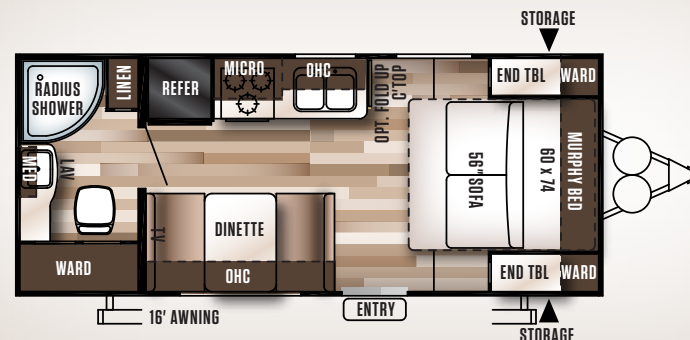
- 3 burner cook top
- 13.5K AC (non-ducted)
- Diamond plate rockguard on front wall
- Digital TV antenna w/ booster
- Cable/ Satellite ready
- Radio w/ CD player 2 exterior speakers
- 2-20# LP bottles w/ hard cover
- Extra large kitchen overhead cabinets
- Microwave
- Water heater by-pass
- Mini-blinds
- Kitchen backsplash
- Refrigerator
- Ball bearing drawer guides
- 6 gal. gas DSI water heater
- Radius shower enclosure (per floorplan)
- Pass thru storage
- Awning
- Bedsread for main bed

POPULAR OPTIONS

- Double door refer IPO single door
- Stabilizer jacks
- Range w/ oven IPO cook top
- Spare tire & carrier
- Ducted A/C
- Outside camp kitchen (Model determined)
- Power awning
- LED awning light
- Four corner power stabilizer jacks

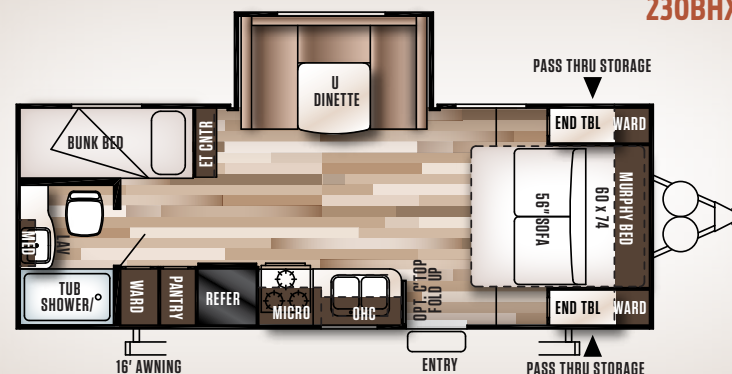
171RBXL

4,092
DRY WEIGHT

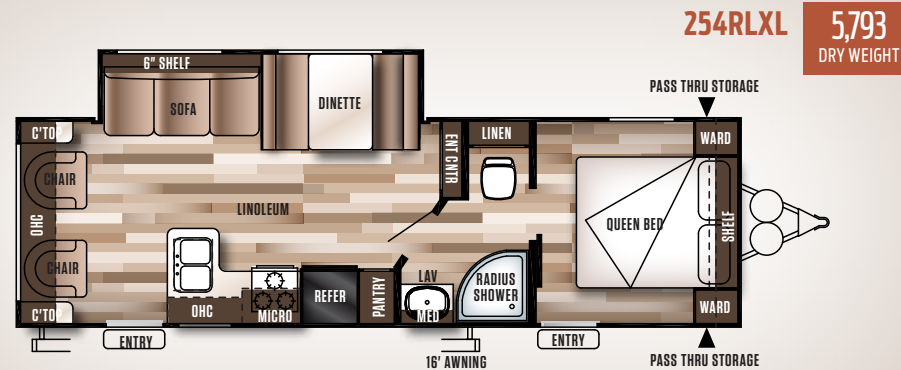
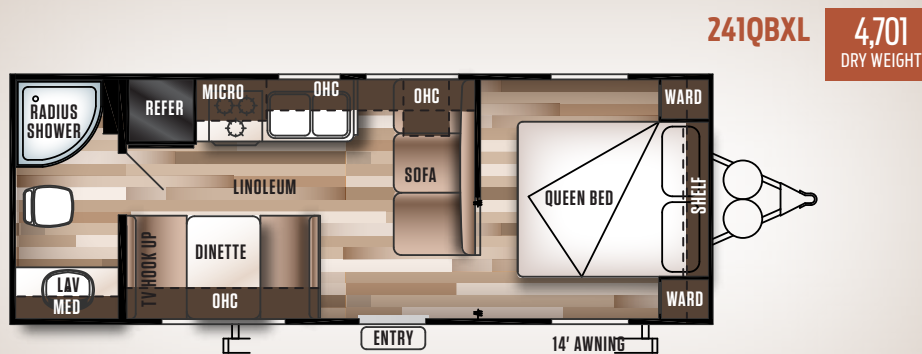
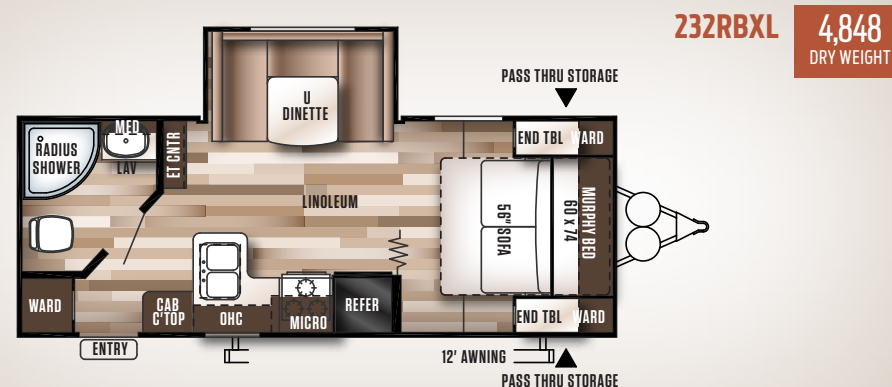
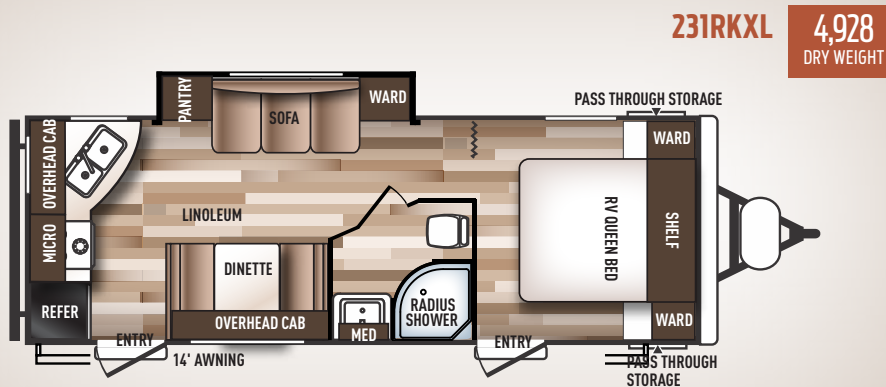
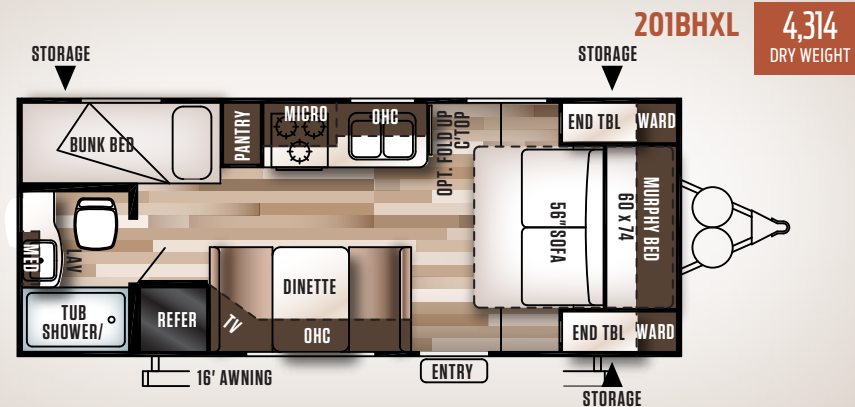
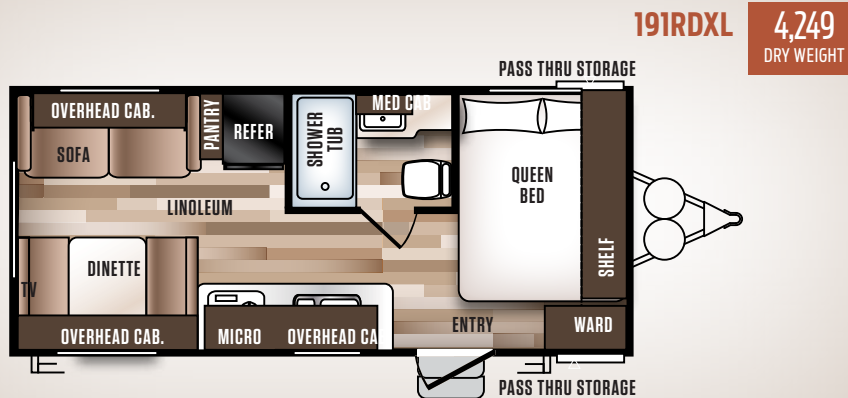


230BXL

4,985
DRY WEIGHT

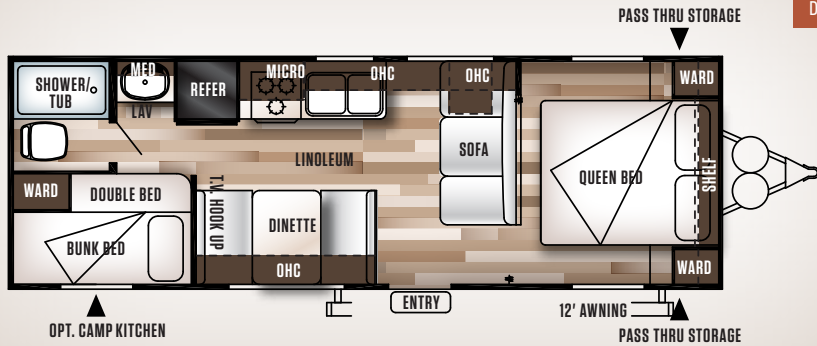


	171RBXL	191RDXL	201BXL	230BXL	231RKXL	232RBXL	241QBXL	254RLXL
HITCH WEIGHT (LBS.)	522	465	544	655	535	648	499	630
UNLOADED VEHICLE WEIGHT (LBS.)	4092	4249	4314	4985	4928	4848	4701	5793
CARGO CARRYING CAPACITY (LBS.)	3430	3216	3230	2670	2607	2800	2752	1837
EXTERIOR LENGTH	23'	23'10"	24'2"	26'3"	28'6"	25'5"	26'10"	31'1"
EXTERIOR HEIGHT	10'1"	10'3"	10'1"	10'3"	10'4"	10'3"	10'1"	10'3"
FRESH WATER CAPACITY (GAL.)	42	29	42	42	29	42	29	61
BLACK WATER CAPACITY (GAL.)	32	42	32	32	42	32	32	42
GREY WATER CAPACITY (GAL.)	32	42	32	32	60	60	28	32
AWNING SIZE (FT.)	10'	15'	14'	16'	14'	14'	16'	16'



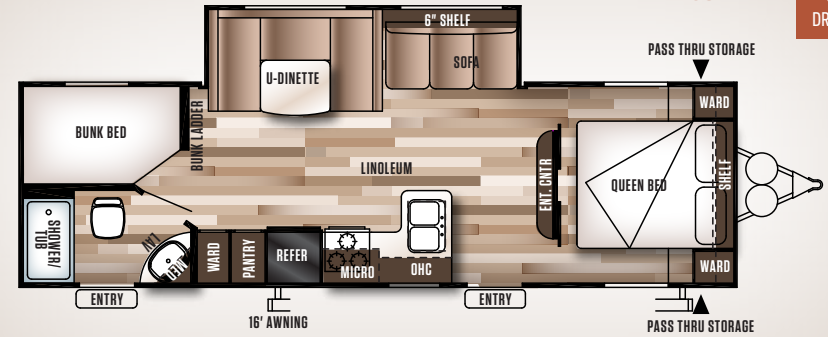
261BHL

4,448
DRY WEIGHT



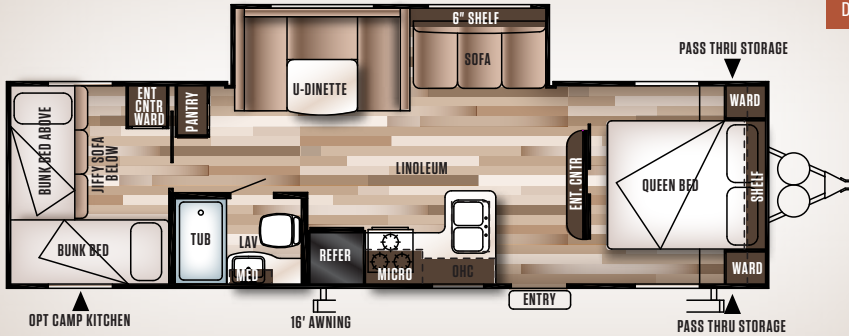
263BHL

6,192
DRY WEIGHT



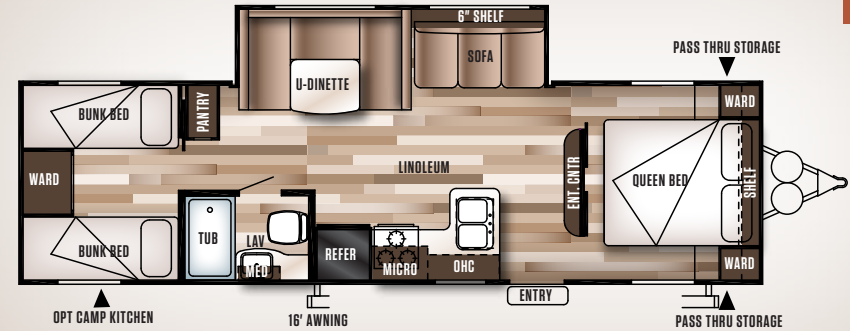
273QBL

6,162
DRY WEIGHT



282QBL

6,458
DRY WEIGHT



	261BHL	263BHL	273QBL	282QBL
HITCH WEIGHT (LBS.)	500	722	702	688
UNLOADED VEHICLE WEIGHT (LBS.)	4448	6192	6162	6458
CARGO CARRYING CAPACITY (LBS.)	3052	1530	1540	1230
EXTERIOR LENGTH	28'11"	31'9"	33'7"	33'4"
EXTERIOR HEIGHT	10'1"	10'3"	10'3"	10'3"
FRESH WATER CAPACITY (GAL.)	29	61	61	61
BLACK WATER CAPACITY (GAL.)	42	32	42	42
GREY WATER CAPACITY (GAL.)	28	74	32	32
AWNING SIZE (FT.)	16'	16'	16'	16'

Factory Selects

STANDARD FEATURES

Full interior stand up height
4.3 cu. ft. electric fridge
Full extension ball bearing drawer guides
Microwave
Cold crack and mildew resistant vinyl patio awning
One piece, full walk-on seamless roof (12 yr. warranty)
28 gal. fresh water tank
6 gal. gas DSI water heater (Push Button Controlled)
Truss built roof with "walk-on" decking
2 burner cook top
Large operable windows w/ mini blinds

OPTIONAL FEATURES

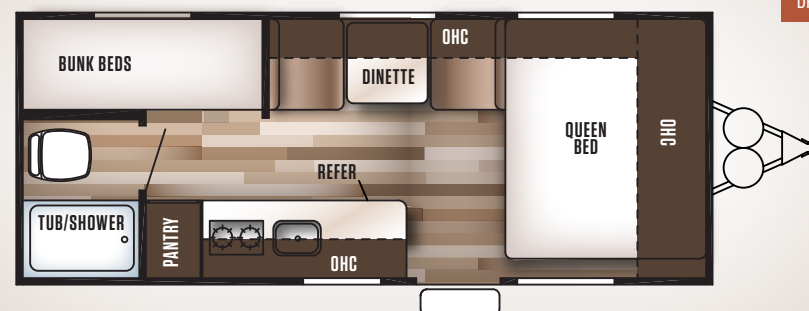
Stabilizer jacks
Spare tire & carrier
RV refer IPO electric refer
TV antenna

	175BH	175FB	175RD
HITCH WEIGHT (LBS.)	415	438	387
UNLOADED VEHICLE WEIGHT (LBS.)	3144	3144	2787
CARGO CARRYING CAPACITY (LBS.)	771	794	1100
EXTERIOR LENGTH	21'5"	21'6"	20'
EXTERIOR HEIGHT	9'11"	9'11"	9'11"
FRESH WATER CAPACITY (GAL.)	32	32	28
BLACK WATER CAPACITY (GAL.)	25	25	28
GREY WATER CAPACITY (GAL.)	25	25	25
AWNING SIZE (FT.)	10'	10'	10'

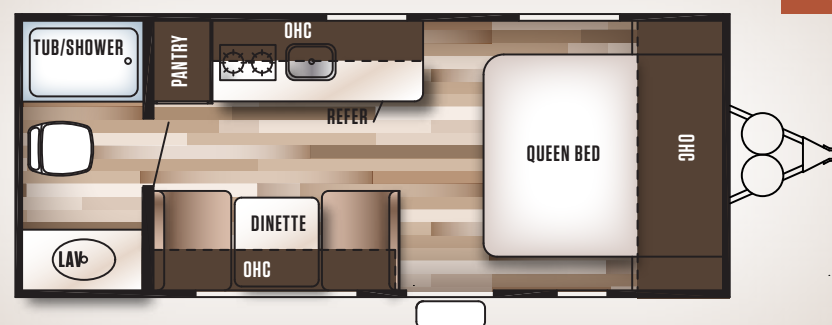
WILDWOOD FLOOR PLAN KEY

OHC
OVERHEAD CABINET
WARD
WARDROBE
MICRO
MICROWAVE
LAV
BATHROOM SINK

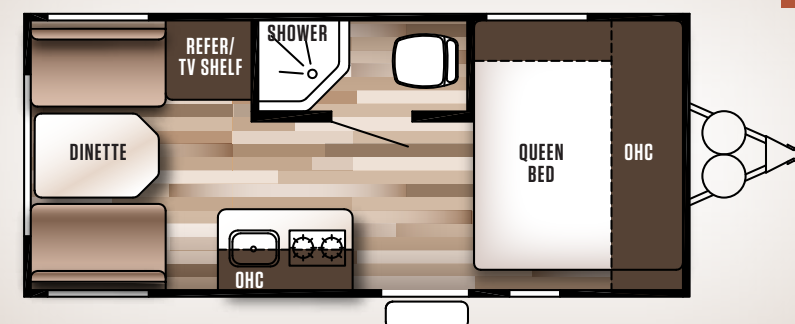
175BH **3,144**
DRY WEIGHT



175FB **3,144**
DRY WEIGHT



175RD **TBA**
DRY WEIGHT



Pillows and blankets shown on beds and bunks are for demonstration purposes only and do not come with your new coach.



PRE-DELIVERY INSPECTION FACILITY

20,000 square feet of quality assurance. The bare essentials for a premium product. This state-of-the-art facility gives immediate daily feedback to production for quality assurance in every unit built.



Forest River, Inc. encourages our customers to purchase their Forest River products from a local dealership whenever possible for the following reasons:

- 1) Forest River, Inc. dealers are independently owned and operated businesses so priority service and scheduling is at their discretion and is often provided to customers that purchased their unit at that dealership.
- 2) Purchasing locally allows customers to establish meaningful relationships with a dealer, enhancing the RV experience through assistance with product questions, user tips or RV regulations for your state or country, and much more!
- 3) Canadian customers must meet requirements to bring an RV purchased out of the country to their home. These requirements may involve additional inspections and certifications, taxes and fees. Your local Canadian Dealer is a professional at meeting these requirements.
- 4) Scheduling timely warranty repairs and adjustments through a local dealership provides far greater flexibility and convenience to you, the customer!

It is the goal of Forest River, Inc. that all of our RV owners fully enjoy the RV experience and that customer satisfaction meets or exceeds their expectations!

24/7 EMERGENCY ROADSIDE ASSISTANCE

For a worry-free ownership experience

Forest River includes one

year of Coach-Net RV Technical & Roadside

Assistance with each RV purchase. Whether

new to the RV lifestyle or an experienced RV enthusiast,

Forest River owners have 24/7 access to technical,

operational and emergency road service

coverage throughout the US & Canada.

Coach-Net's fast, dependable

service is just a phone

call away.

Coach-Net®

RV Technical & Roadside Assistance

THE WILDWOOD LINE-UP



Wildwood Heritage Glen



WILDWOOD

DLX

WILDWOOD

LODGE



Learn More

Scan this barcode using a QR Reader on your smart phone to learn more about Forest River.



A Berkshire Hathaway company.

FOREST RIVER, INC. 55470 C.R. 1 ELKHART, IN 46515 | (503) 831-1200

WWW.FORESTRIVERINC.COM/WILDWOOD | WWW.FORESTRIVERACCESSORIES.COM

FREE MEMBERSHIP

to Forest River Owners' Group

www.forestriverfrog.com



Specification Definitions

GVWR (Gross Vehicle Weight Rating) - is the maximum permissible weight of the unit when fully loaded. It includes all weights, inclusive of all fluids, cargo, optional equipment and accessories. For safety and product performance do NOT exceed the GVWR.

GAWR (Gross Axle Weight Rating) - is the maximum permissible weight, including cargo, fluids, optional equipment and accessories that can be safely supported by a combination of all axles.

UVW (Unloaded Vehicle Weight)* - is the typical weight of the unit as manufactured at the factory. It includes all weight at the unit's axle(s) and tongue or pin and LP Gas. The UVW does not include cargo, fresh potable water, additional optional equipment or dealer installed accessories.

*Estimated average based on standard build optional equipment.

CCC (Cargo Carrying Capacity)** - is the amount of weight available for fresh potable water, cargo, additional optional equipment and accessories. CCC is equal to GVWR minus UVW. Available CCC should accommodate fresh potable water (8.3 lbs per gallon). Before filling the fresh water tank, empty the black and gray tanks to provide for more cargo capacity.

**** Estimated average based on standard build optional equipment**

Each Forest River RV is weighed at the manufacturing facility prior to shipping. A label identifying the unloaded vehicle weight of the actual unit and the cargo carrying capacity is applied to every Forest River RV prior to leaving our facilities.

The load capacity of your unit is designated by weight, not by volume, so you cannot necessarily use all available space when loading your unit.

All information contained in this brochure is believed to be accurate at the time of publication. However, during the model year, it may be necessary to make revisions and Forest River, Inc., reserves the right to make all such changes without notice, including prices, colors, materials, equipment and specifications as well as the addition of new models and the discontinuance of models shown in this brochure. Therefore, please consult with your Forest River dealer and confirm the existence of any materials, design or specifications that are material to your purchase decision. Litho. U.S.A. P/W: 2016.02.15

YOUR WILDWOOD DEALER

2016