

2016 | TRAVEL TRAILERS

**DISCOVER  
THE LANCE  
DIFFERENCE**

LANCECAMPER.COM



**Lance**

**DISCOVER  
THE LANCE  
DIFFERENCE**

LANCECAMPER.COM

2016 | TRAVEL TRAILERS



# LEGACY. QUALITY. INNOVATION.

More than five decades after the original Lance camper made its debut, the product may have evolved but our goal remains the same: to continue building the world's best truck campers, ultra-light travel trailers and toy haulers on the market.

The lessons we have learned along this journey stand testament to our commitment to the recreational vehicle lifestyle. When you step into a Lance product the dedication to this difference is clear. You can feel a heritage of pride in workmanship.

Our Lancaster, California manufacturing plant is staffed with professionals who are devoted to staying true to our name. Working hard to adapt our tried and true practices of ultra-lightweight design and extremely durable construction coupled with the most advanced materials and processes to build your next RV.

We welcome you to join the Lance family and begin making memories today.

Discover The Lance Difference!



# LEGACY. QUALITY. INNOVATION.

More than five decades after the original Lance camper made its debut, the product may have evolved but our goal remains the same: to continue building the world's best truck campers, ultra-light travel trailers and toy haulers on the market.

The lessons we have learned along this journey stand testament to our commitment to the recreational vehicle lifestyle. When you step into a Lance product the dedication to this difference is clear. You can feel a heritage of pride in workmanship.

Our Lancaster, California manufacturing plant is staffed with professionals who are devoted to staying true to our name. Working hard to adapt our tried and true practices of ultra-lightweight design and extremely durable construction coupled with the most advanced materials and processes to build your next RV.

We welcome you to join the Lance family and begin making memories today.

Discover The Lance Difference!





LANCE, THE  
**ULTIMATE**  
BASE CAMP

LANCE, THE  
**ULTIMATE**  
BASE CAMP



MODEL 2285



MODEL 2285





Model 1995 shown in Palm Springs

**OPEN UP...**



Model 1995 shown in Palm Springs

**OPEN UP...**



**AND SEE AHHH!!**

Model 2295 shown in Arrowhead



Model 2185 Bunk Beds shown in Palm Springs



Available Convertible Sofa Bed shown in Mohave Dunes



**AND SEE AHHH!!**

Model 2295 shown in Arrowhead



Model 2185 Bunk Beds shown in Palm Springs



Available Convertible Sofa Bed shown in Mohave Dunes

# SPECIFICATIONS+STANDARDS+OPTIONS

	1575	1685	1985	1995	2185	2285	2295
Floor Length	15' 9"	16' 6"	18' 9"	19' 2"	21' 2"	22' 6"	22' 6"
Overall Length	20' 5"	21'	23' 3"	23' 8"	25' 8"	27'	27'
Overall Length w/Optional Ladder	N/A	21' 5"	23' 8"	24' 1"	26' 1"	27' 5"	27' 5"
Width (Exterior)	84 3/8"	96 3/8"	96 3/8"	96 3/8"	96 3/8"	96 3/8"	96 3/8"
Height (Interior)	78"	78"	78"	78"	78"	78"	78"
Dry Weight	2655	3710	3925	3950	4210	4585	4460
Hitch Weight	225	435	495	330	720	615	635
Cargo Capacity	1045	1790	1775	1750	1790	1415	1540
GVWR	3700	5500	5700	5700	6000	6000	6000
Fresh Water, Gallons	26	45	45	45	45	45	45
Grey Water, Gallons	26	45	45	45	45	2/45	45
Black Water, Gallons	25	45	45	45	45	45	45
Propane Capacity, Tanks/Gallons	1/5	2/5	2/5	2/5	2/5	2/5	2/5
Sleeping Capacity, Min/Opt Max	4	5	4	4	7	6	4



Model 1575



Model 1685



Model 1985

## Exterior

	1575	1685	1985	1995	2185	2285	2295
Laminated Fiberglass Bonded Exterior W/Azdel Substrate	•	•	•	•	•	•	•
Manual Tongue Jack	•	•	•	•	•	•	•
Electric Stabilizer Jacks	•	•	•	•	•	•	•
Electric Tongue Jack	•	•	•	•	•	•	•
Aluminum Wheels W/Radial Tires	•	•	•	•	•	•	•
Spare Tire Carrier	•	•	•	•	•	•	•
Spare Tire	•	•	•	•	•	•	•
Single Aluminum Step	•	•	•	•	•	•	•
Double Step *2	•	•	•	•	•	•	•
Aerodynamic Front Section Profile	•	•	•	•	•	•	•
Fiberglass Front Wrap W/Formed TPO Lower Gravel Guard	•	•	•	•	•	•	•
Formed Jewel LED Docking Lights	•	•	•	•	•	•	•
Diamond Plate Lower Gravel Guard	•	•	•	•	•	•	•
Rear TPO Eyebrow W/Formed Vertical Side Pillars and Integrated LED Lighting	•	•	•	•	•	•	•
Frameless Full View Dual Pane Tinted Windows	•	•	•	•	•	•	•
Radius Acrylic Tinted Thermopane Euro Windows	•	•	•	•	•	•	•
Large Curved Tinted Front Picture Window (Laminated)	•	•	•	•	•	•	•
Acrylic Tinted Thermopane Front Euro Window	•	•	•	•	•	•	•
Slide-Out End Wall Windows	•	•	•	•	•	•	•
Ladder	•	•	•	•	•	•	•
LED Tail Lights	•	•	•	•	•	•	•
LED License Plate Light W/Holder	•	•	•	•	•	•	•
Radius Cornered Storage Compartment Doors W/Magnetic Latches	•	•	•	•	•	•	•
Large Pass Through Luggage Door w/Slam Latch	•	•	•	•	•	•	•
Radius Entry Door W/Window	•	•	•	•	•	•	•
Keyless Entry W/Key Fob	•	•	•	•	•	•	•

## Construction/Insulation

	1575	1685	1985	1995	2185	2285	2295
Roof Vent in Bed Area	•	•	•	•	•	•	•
Roof Vent in Living Area	•	•	•	•	•	•	•
Skylight in Galley/Dinette Area	•	•	•	•	•	•	•
Exterior Wash Station	•	•	•	•	•	•	•
Exterior Kitchen	•	•	•	•	•	•	•
Exterior Propane Connection	•	•	•	•	•	•	•
Swing-Out Entry Assist Handle	•	•	•	•	•	•	•
Pull-Out Storage Tray	•	•	•	•	•	•	•
Awning Slide-Out Cover	•	•	•	•	•	•	•
Electric Awning 12' 0" W/LED Lighting	•	•	•	•	•	•	•
Electric Awning 13' 0" W/LED Lighting	•	•	•	•	•	•	•
Electric Awning 16' 0" W/LED Lighting	•	•	•	•	•	•	•
Electric Awning 18' 0" W/LED Lighting	•	•	•	•	•	•	•
Electric Awning 19' 0" W/LED Lighting	•	•	•	•	•	•	•
Wheel Lug Wrench	•	•	•	•	•	•	•
Back-Up Camera	•	•	•	•	•	•	•
One-Piece TPO Roof	•	•	•	•	•	•	•
One-Piece Fiberglass Roof	•	•	•	•	•	•	•
Laminated, Insulated Floor and Ceiling	•	•	•	•	•	•	•
Block Foam Insulation Throughout	•	•	•	•	•	•	•
Aluminum Framed Sidewalls	•	•	•	•	•	•	•
Aluminum Framed Floor and Ceiling	•	•	•	•	•	•	•
Azdel Interior Panel Walls	•	•	•	•	•	•	•
All Weather Package	•	•	•	•	•	•	•
-Includes Enclosed, Insulated & Heated Holding Tanks, Insulated Hatch Covers, Water Heater Bypass & Winterizing Valve	•	•	•	•	•	•	•

## Interior/Decor

	1575	1685	1985	1995	2185	2285	2295
Interior - Palm Springs	•	•	•	•	•	•	•
Interior - Arrowhead	•	•	•	•	•	•	•
Interior - Mohave Dunes	•	•	•	•	•	•	•
Sofa Bed W/Kick Out Foot Rests	•	•	•	•	•	•	•
Swivel Rockers	•	•	•	•	•	•	•
Surf-X Suedo Solid Surface Lightweight Countertops	•	•	•	•	•	•	•
Hardwood Framed Flat Panel Cabinet Doors	•	•	•	•	•	•	•
Hardwood Raised Panel Cabinet Doors (O'Head Cabinets)	•	•	•	•	•	•	•
Decorative Pull Cabinet Hardware	•	•	•	•	•	•	•
Self Closing Drawer Guides	•	•	•	•	•	•	•
Lite-Ply Cabinet Construction	•	•	•	•	•	•	•
Valance Boxes	•	•	•	•	•	•	•
Valances Attached to Interior Window Treatment	•	•	•	•	•	•	•
Mini-Blinds in Galley	•	•	•	•	•	•	•
Mini-Blinds in Living Area	•	•	•	•	•	•	•
Day/Night Shade in Dinette	•	•	•	•	•	•	•
Mini-Blinds in Bedroom	•	•	•	•	•	•	•
Combo Screen/Shade on Windows	•	•	•	•	•	•	•
Day/Night Shades for Living Area and Bedroom	•	•	•	•	•	•	•
Wall Clock	•	•	•	•	•	•	•
Key Hanger	•	•	•	•	•	•	•

## Galley/Appliances & Equipment

	1575	1685	1985	1995	2185	2285	2295
3-Burner Range	•	•	•	•	•	•	•
3-Burner High Output Range W/Oven & Cvr - 21" Oven	•	•	•	•	•	•	•
Microwave Oven	•	•	•	•	•	•	•
Refrigerator (Cu Ft) 2-Way Double Door	•	•	•	•	•	•	•
Refrigerator (Cu Ft) 3-Way Double Door	•	•	•	•	•	•	•
Upgrade Refrigerator Door Panels	•	•	•	•	•	•	•

# SPECIFICATIONS+STANDARDS+OPTIONS

	1575	1685	1985	1995	2185	2285	2295
Floor Length	15' 9"	16' 6"	18' 9"	19' 2"	21' 2"	22' 6"	22' 6"
Overall Length	20' 5"	21'	23' 3"	23' 8"	25' 8"	27'	27'
Overall Length w/Optional Ladder	N/A	21' 5"	23' 8"	24' 1"	26' 1"	27' 5"	27' 5"
Width (Exterior)	84 3/8"	96 3/8"	96 3/8"	96 3/8"	96 3/8"	96 3/8"	96 3/8"
Height (Interior)	78"	78"	78"	78"	78"	78"	78"
Dry Weight	2655	3710	3925	3950	4210	4585	4460
Hitch Weight	225	435	495	330	720	615	635
Cargo Capacity	1045	1790	1775	1750	1790	1415	1540
GVWR	3700	5500	5700	5700	6000	6000	6000
Fresh Water, Gallons	26	45	45	45	45	45	45
Grey Water, Gallons	26	45	45	45	45	2/45	45
Black Water, Gallons	25	45	45	45	45	45	45
Propane Capacity, Tanks/Gallons	1/5	2/5	2/5	2/5	2/5	2/5	2/5
Sleeping Capacity, Min/Opt Max	4	5	4	4	7	6	4



Model 1575



Model 1685



Model 1985

## Exterior

	1575	1685	1985	1995	2185	2285	2295
Laminated Fiberglass Bonded Exterior W/Azdel Substrate	•	•	•	•	•	•	•
Manual Tongue Jack	•	•	•	•	•	•	•
Electric Stabilizer Jacks		0	0	0	0	0	0
Electric Tongue Jack	0	0	0	0	0	0	0
Aluminum Wheels W/Radial Tires	•	•	•	•	•	•	•
Spare Tire Carrier	•	•	•	•	•	•	•
Spare Tire	0	0	0	0	0	0	0
Single Aluminum Step	•						
Double Step *2		•	•	•	•*	•*	•
Aerodynamic Front Section Profile	•	•	•	•	•	•	•
Fiberglass Front Wrap W/Formed TPO Lower Gravel Guard		•	•	•	•	•	•
Formed Jewel LED Docking Lights		•	•	•	•	•	•
Diamond Plate Lower Gravel Guard	•						
Rear TPO Eyebrow W/Formed Vertical Side Pillars and Integrated LED Lighting		0	0	0	0	0	0
Frameless Full View Dual Pane Tinted Windows		•	•	•	•	•	•
Radius Acrylic Tinted Thermopane Euro Windows	•						
Large Curved Tinted Front Picture Window (Laminated)			•	•	•	•	•
Acrylic Tinted Thermopane Front Euro Window	•	•					
Slide-Out End Wall Windows		•	•	•	•	•	•
Ladder		0	0	0	0	0	0
LED Tail Lights	•	•	•	•	•	•	•
LED License Plate Light W/Holder	•	•	•	•	•	•	•
Radius Cornered Storage Compartment Doors W/Magnetic Latches	•	•	•	•	•	•	•
Large Pass Through Luggage Door w/Slam Latch			•	•	•	•	•
Radius Entry Door W/Window	•	•	•	•	•	•	•
Keyless Entry W/Key Fob	0	0	0	0	0	0	0

## Roof Vent in Bed Area

	1575	1685	1985	1995	2185	2285	2295
Roof Vent in Bed Area	•	•	•	•	•	•	•
Roof Vent in Living Area	•	•	•	•	•	•	•
Skylight in Galley/Dinette Area	•	•	•	•	•	•	•
Exterior Wash Station	•	•	•	•	•	•	•
Exterior Kitchen							•
Exterior Propane Connection	•	•	•	•	•	•	•
Swing-Out Entry Assist Handle	0	•	•	•	•/2	•/2	•
Pull-Out Storage Tray	0	0	0	0	0	0	0
Awning Slide-Out Cover	0	0	0	0	0	0	0
Electric Awning 12' 0" W/LED Lighting	0						
Electric Awning 13' 0" W/LED Lighting		0					
Electric Awning 16' 0" W/LED Lighting			0	0			
Electric Awning 18' 0" W/LED Lighting					0		
Electric Awning 19' 0" W/LED Lighting						0	0
Wheel Lug Wrench	•	•	•	•	•	•	•
Back-Up Camera	0	0	0	0	0	0	0

## Construction/Insulation

	1575	1685	1985	1995	2185	2285	2295
One-Piece TPO Roof		•	•	•	•	•	•
One-Piece Fiberglass Roof	•						
Laminated, Insulated Floor and Ceiling	•	•	•	•	•	•	•
Block Foam Insulation Throughout	•	•	•	•	•	•	•
Aluminum Framed Sidewalls	•	•	•	•	•	•	•
Aluminum Framed Floor and Ceiling	•	•	•	•	•	•	•
Azdel Interior Panel Walls	•	•	•	•	•	•	•
All Weather Package		0	0	0	0	0	0
-Includes Enclosed, Insulated & Heated Holding Tanks, Insulated Hatch Covers, Water Heater Bypass & Winterizing Valve							

## Interior/Decor

	1575	1685	1985	1995	2185	2285	2295
Interior - Palm Springs	0	0	0	0	0	0	0
Interior - Arrowhead	0	0	0	0	0	0	0
Interior - Mohave Dunes	0	0	0	0	0	0	0
Sofa Bed W/Kick Out Foot Rests							•
Swivel Rockers							0/2
Surf-X Suedo Solid Surface Lightweight Countertops	•	•	•	•	•	•	•
Hardwood Framed Flat Panel Cabinet Doors	•	•	•	•	•	•	•
Hardwood Raised Panel Cabinet Doors (O'Head Cabinets)							•
Decorative Pull Cabinet Hardware	•	•	•	•	•	•	•
Self Closing Drawer Guides	•	•	•	•	•	•	•
Lite-Ply Cabinet Construction	•	•	•	•	•	•	•
Valance Boxes		•	•	•	•	•	•
Valances Attached to Interior Window Treatment	•						
Mini-Blinds in Galley		•	•	•	•	•	•
Mini-Blinds in Living Area		•	•	•	•	•	•
Day/Night Shade in Dinette		•	•	•	•	•	•
Mini-Blinds in Bedroom		•	•	•	•	•	•
Combo Screen/Shade on Windows	•						
Day/Night Shades for Living Area and Bedroom		0	0	0	0	0	0
Wall Clock	•	•	•	•	•	•	•
Key Hanger	•	•	•	•	•	•	•

## Galley/Appliances & Equipment

	1575	1685	1985	1995	2185	2285	2295
3-Burner Range	•	•	•	•	•	•	•
3-Burner High Output Range W/Oven & Cvr - 21" Oven	0	0	0	0	0	0	0
Microwave Oven	0	0	0	0	0	0	0
Refrigerator (Cu Ft) 2-Way Double Door		6	6	6	6	6	6
Refrigerator (Cu Ft) 3-Way Double Door	5						
Upgrade Refrigerator Door Panels	•	•	•	•	•	•	•



Model 1995



Model 2185



Model 2285



Model 2295

	1575	1685	1985	1995	2185	2285	2295
Furnace BTU	18M	25M	25M	25M	25M	25M	25M
LP Tank Cover	•	•	•	•	•	•	•
Range Hood W/Light & Fan	•	•	•	•	•	•	•
Laminate Galley Top	•	•	•	•	•	•	•
Backsplash	•	•	•	•	•	•	•
Laminate Counter Tops and Tables	•	•	•	•	•	•	•
Folding Galley Extension			•				•
Single Sink	•	•	•	•	•		
Double Sink						•	•
Pull-Out Sprayer Galley Faucet	•	•	•	•	•	•	•
Sink Cover	•	•	•	•	•	•	•
Magazine and Spice Racks - Wood		•	•	•	•	•	•

**Fresh and Waste Water Systems**

Water Pump W/In-Line Filter	•	•	•	•	•	•	•
Tankless Water Heater	•	0	0	0	0	0	0
Water Heater Gas/Electric/DSI	0	•	•	•	•	•	•
Winterizing Valve	•						
Enclosed, Insulated and Heated Fresh Water Tank	•	•	•	•	•	•	•

**Bathroom**

Porcelain Toilet - Foot Pedal		•	•	•	•	•	•
Plastic Toilet - Foot Pedal	•						
Black Tank Flush	•	•	•	•	•	•	•
Tub	•						
Shower Pan		•	•	•	•	•	•
Medicine Cabinet W/Mirror Door	•	•	•	•	•	•	•
Mirror on Bath Door		•	•	•	•	•	•
Folding Lavy Extension					•	•	
Towel Rod on Wall	•	•	•	•	•	•	•
Towel Ring		•	•	•	•		

Residential Radius "Soft" Shower Door Enclosure				•			
Shower Curtain W/Tieback	•	•		•			
Skylight - Dual Pane	•	•	•	•	•	•	•
Ducted Heat		•	•	•	•	•	•

**Dinette**

Dinette W/Reversible Cushions	•	•	•	•	•	•	•
Roll-Out Storage Drawers	0	•	•	•	•	•	•

**Bedroom**

Deluxe Queen Innerspring Mattress W/Pillow Top	•	•	•	•	•	•	•
Bedsread W/Throw Pillows	•	•	•	•	•	•	•
Convertible Sofa/Queen Bed			0	0	0		
Bed-Maid	0	0	0	0	0	0	0
Overhead Cabinet Bunk		•					
Fold-Up Bunk Beds						•	
LED Reading Lights	•	•	•	•	•	•	•
LED Mood Lighting			•	•	•	•	•
Privacy Curtain		•	•	•	•	•	•
Privacy Divider Doors						•	•
TV 24" (12 Volt)						0	

**Electrical**

Systems Monitor Panel	•	•	•	•	•	•	•
12V/USB Charging Port	•	•	•	•	•	•	•
Battery Condition Indicator - LED	•	•	•	•	•	•	•
55 Amp Converter/Loadcenter		•	•	•	•	•	•
45 Amp Converter/Loadcenter	•						
LED Interior Lighting - Ceiling	•	•	•	•	•	•	•
LED Interior Lighting - Under Overheads	•	•	•	•	•	•	•
Decorative LED Lighting - S/O Ceiling	•	•	•	•	•	•	•

	1575	1685	1985	1995	2185	2285	2295
Storage Compartment Lighting	•	•	•	•	•	•	•
Single Battery Rack	•						
Dual Battery Rack		•	•	•	•	•	•
Battery Disconnect - Manual	•	•	•	•	•	•	•
Wall Switched Lighting	•	•	•	•	•	•	•
LED Vanity Lighting Over Medicine Cabinet		•	•	•	•	•	•
Pre-Wired for Roof A/C	•	•	•	•	•	•	•
A/C - Coleman 9 Low Profile Wall Control	0	0	0	0	0	0	0
A/C - Coleman 13.5 Low Profile Wall Control	0	0	0	0	0	0	0
A/C - Coleman 15 Low Profile Wall Control	0	0	0	0	0	0	0
Wall Thermostat	•	•	•	•	•	•	•
Pre-Wired for Fantastic Vent	•	•	•	•	•	•	•
Fantastic Vent	0	0	0	0	0	0	0
Power Roof Vent in Bath	•	•	•	•	•	•	•
Pre-Wired for TV Ant/Park/Sat Cable	•	•	•	•	•	•	•
TV Antenna HD	•	•	•	•	•	•	•
AM/FM/DVD/CD/USB Bluetooth Audio System W/App Control	•	•	•	•	•	•	•
TV 24" (12 Volt)	0	0		0			
TV 32" (12 Volt)			0		0	0	0
HDMI LCD/Satellite Receiver Receptacle Wall Plate	•	•	•	•	•	•	•
Fireplace							0
LED Patio Light - Switched	•	•	•	•	•	•	•
LED Hitch Light - Switched	•	•	•	•	•	•	•
Solar Panel Pre-wire	0	0	0	0	0	0	0
Solar Panel - 160 Watt	0	0	0	0	0	0	0
Exterior 120V Patio Outlet	•	•	•	•	•	•	•
Backup Camera W/Wireless Monitor	0	0	0	0	0	0	0

• = Standard Option    0 = Optional Feature



Model 1995



Model 2185



Model 2285



Model 2295

	1575	1685	1985	1995	2185	2285	2295
Furnace BTU	18M	25M	25M	25M	25M	25M	25M
LP Tank Cover	•	•	•	•	•	•	•
Range Hood W/Light & Fan	•	•	•	•	•	•	•
Laminate Galley Top	•	•	•	•	•	•	•
Backsplash	•	•	•	•	•	•	•
Laminate Counter Tops and Tables	•	•	•	•	•	•	•
Folding Galley Extension			•		•		•
Single Sink	•	•	•	•	•	•	•
Double Sink						•	•
Pull-Out Sprayer Galley Faucet	•	•	•	•	•	•	•
Sink Cover	•	•	•	•	•	•	•
Magazine and Spice Racks - Wood		•	•	•	•	•	•

**Fresh and Waste Water Systems**

Water Pump W/In-Line Filter	•	•	•	•	•	•	•
Tankless Water Heater	•	0	0	0	0	0	0
Water Heater Gas/Electric/DSI	0	•	•	•	•	•	•
Winterizing Valve	•						
Enclosed, Insulated and Heated Fresh Water Tank	•	•	•	•	•	•	•

**Bathroom**

Porcelain Toilet - Foot Pedal		•	•	•	•	•	•
Plastic Toilet - Foot Pedal	•						
Black Tank Flush	•	•	•	•	•	•	•
Tub	•						
Shower Pan		•	•	•	•	•	•
Medicine Cabinet W/Mirror Door	•	•	•	•	•	•	•
Mirror on Bath Door		•	•	•	•	•	•
Folding Lavy Extension				•	•		
Towel Rod on Wall	•	•	•	•	•	•	•
Towel Ring		•	•	•	•		

Residential Radius "Soft" Shower Door Enclosure							
Shower Curtain W/Tieback	•	•		•			
Skylight - Dual Pane	•	•	•	•	•	•	•
Ducted Heat		•	•	•	•	•	•

**Dinette**

Dinette W/Reversible Cushions	•	•	•	•	•	•	•
Roll-Out Storage Drawers	0	•	•	•	•	•	•

**Bedroom**

Deluxe Queen Innerspring Mattress W/Pillow Top	•	•	•	•	•	•	•
Bedsread W/Throw Pillows	•	•	•	•	•	•	•
Convertible Sofa/Queen Bed			0	0	0		
Bed-Maid	0	0	0	0	0	0	0
Overhead Cabinet Bunk		•					
Fold-Up Bunk Beds					•		
LED Reading Lights	•	•	•	•	•	•	•
LED Mood Lighting			•	•	•	•	•
Privacy Curtain		•	•	•	•	•	•
Privacy Divider Doors					•		•
TV 24" (12 Volt)						0	

**Electrical**

Systems Monitor Panel	•	•	•	•	•	•	•
12V/USB Charging Port	•	•	•	•	•	•	•
Battery Condition Indicator - LED	•	•	•	•	•	•	•
55 Amp Converter/Loadcenter		•	•	•	•	•	•
45 Amp Converter/Loadcenter	•						
LED Interior Lighting - Ceiling	•	•	•	•	•	•	•
LED Interior Lighting - Under Overheads	•	•	•	•	•	•	•
Decorative LED Lighting - S/O Ceiling	•	•	•	•	•	•	•

	1575	1685	1985	1995	2185	2285	2295
Storage Compartment Lighting	•	•	•	•	•	•	•
Single Battery Rack	•						
Dual Battery Rack		•	•	•	•	•	•
Battery Disconnect - Manual	•	•	•	•	•	•	•
Wall Switched Lighting	•	•	•	•	•	•	•
LED Vanity Lighting Over Medicine Cabinet		•	•	•	•	•	•
Pre-Wired for Roof A/C	•	•	•	•	•	•	•
A/C - Coleman 9 Low Profile Wall Control	0	0	0	0	0	0	0
A/C - Coleman 13.5 Low Profile Wall Control	0	0	0	0	0	0	0
A/C - Coleman 15 Low Profile Wall Control	0	0	0	0	0	0	0
Wall Thermostat	•	•	•	•	•	•	•
Pre-Wired for Fantastic Vent	•	•	•	•	•	•	•
Fantastic Vent	0	0	0	0	0	0	0
Power Roof Vent in Bath	•	•	•	•	•	•	•
Pre-Wired for TV Ant/Park/Sat Cable	•	•	•	•	•	•	•
TV Antenna HD	•	•	•	•	•	•	•
AM/FM/DVD/CD/USB Bluetooth Audio System W/App Control	•	•	•	•	•	•	•
TV 24" (12 Volt)	0	0		0			
TV 32" (12 Volt)				0	0	0	0
HDMI LCD/Satellite Receiver Receptacle Wall Plate	•	•	•	•	•	•	•
Fireplace							0
LED Patio Light - Switched	•	•	•	•	•	•	•
LED Hitch Light - Switched	•	•	•	•	•	•	•
Solar Panel Pre-wire	0	0	0	0	0	0	0
Solar Panel - 160 Watt	0	0	0	0	0	0	0
Exterior 120V Patio Outlet	•	•	•	•	•	•	•
Backup Camera W/Wireless Monitor	0	0	0	0	0	0	0

• = Standard Option    0 = Optional Feature



**Randy & Vivian S. | Lance 1985, Toyota Tundra**

*We love to dry camp. When researching trailers we found Lance had all the "right stuff" for extended stays off the grid. Large fresh water and holding tanks, power saving LED lighting throughout and an optional rooftop solar panel combined with dual batteries, all the "goods" that allow us to stay out for a week or more. Vivian loves the extremely functional, luxurious layout with a spacious interior and walk around queen sized bed. Camping out in the boondocks has never been so comfortable and easy. Thank you Lance for making the perfect trailer that fits our needs.*

## The Lance Look

Personalize your Lance by selecting from one of three tasteful interiors, assembled by an interior design team to create both stunning and functional Lance interiors. You'll find beautiful woods, wall treatments, and fabric combinations with dinette cushions that feature reversible cushions, providing two different looks with each decor.



**Jan & David I.  
Lance 1685,  
Toyota 4runner**

*"We are cruisers, sailing into the sunset to explore the Caribbean.*

*It became time to add another dimension to our dream. Dreams not accessible from a sailboat.*

*As we began to shop for a travel trailer, it had to be light enough to be towed by our 2006 six cylinder Toyota 4 Runner and roomy enough to live in for months at a time. Lance was our best option for many reasons – bigger tanks, more storage, nicer amenities, AND, most importantly, we could tow it with our 4 Runner.*

*But the best reason was Lance's stronger construction allowing us to take roads less traveled. One of our best adventures so far was the dirt, rutted road to Chaco Canyon where we were the only travel trailer in the campground.*

*Our motto is "50 nights a year, as long as it's FUN". After our first 10,000-mile adventure, I don't see that changing anytime soon!"*



**Randy & Vivian S. | Lance 1985, Toyota Tundra**

*We love to dry camp. When researching trailers we found Lance had all the "right stuff" for extended stays off the grid. Large fresh water and holding tanks, power saving LED lighting throughout and an optional rooftop solar panel combined with dual batteries, all the "goods" that allow us to stay out for a week or more. Vivian loves the extremely functional, luxurious layout with a spacious interior and walk around queen sized bed. Camping out in the boondocks has never been so comfortable and easy. Thank you Lance for making the perfect trailer that fits our needs.*

## The Lance Look

Personalize your Lance by selecting from one of three tasteful interiors, assembled by an interior design team to create both stunning and functional Lance interiors. You'll find beautiful woods, wall treatments, and fabric combinations with dinette cushions that feature reversible cushions, providing two different looks with each decor.



Reversed Décor

Arrowhead



Reversed Décor

Mohave Dunes



Reversed Décor

Palm Springs



**Jan & David I.  
Lance 1685,  
Toyota 4runner**

*"We are cruisers, sailing into the sunset to explore the Caribbean.*

*It became time to add another dimension to our dream. Dreams not accessible from a sailboat.*

*As we began to shop for a travel trailer, it had to be light enough to be towed by our 2006 six cylinder Toyota 4 Runner and roomy enough to live in for months at a time. Lance was our best option for many reasons – bigger tanks, more storage, nicer amenities, AND, most importantly, we could tow it with our 4 Runner.*

*But the best reason was Lance's stronger construction allowing us to take roads less traveled. One of our best adventures so far was the dirt, rutted road to Chaco Canyon where we were the only travel trailer in the campground.*

*Our motto is "50 nights a year, as long as it's FUN". After our first 10,000-mile adventure, I don't see that changing anytime soon!"*



EXTERIOR HIGHLIGHTS



Available on 2295 Only

CONVENIENCE FEATURES



**Exterior Highlights:**

From left to right: Spare Tire, LED Lighting, Light Weight Alloy Wheels, Integrated Aerodynamic Rear Cap with LED Lights, TPO Front Gravel Guard with Hitch Light & Jewel LED Lighting

**Convenience Features:**

From left to right: Keyless Entry, Power Assist Stabilizing Jacks, Exterior BBQ Hook Up, Power Front Tongue Jack, Pull Out Front Storage Tray, Outside Kitchen, Pull Out Drawers Under Dinette, Full function Bluetooth Stereo Control with Jensen "jControl" Mobile APP, Power Side Awning, Back Up Camera, Black Tank Flush, Fantastic Fan Temperature Controlled

**Battery Charging Features:**

From left to right: 160W Solar Panel, 12v/USB Charger, Converter with Battery Charger, Wired to Charge from Tow Vehicle

Features listed above include both standard and optional equipment.



BATTERY CHARGING



Available on 2295 Only



**Exterior Highlights:**

From left to right: Spare Tire, LED Lighting, Light Weight Alloy Wheels, Integrated Aerodynamic Rear Cap with LED Lights, TPO Front Gravel Guard with Hitch Light & Jewel LED Lighting

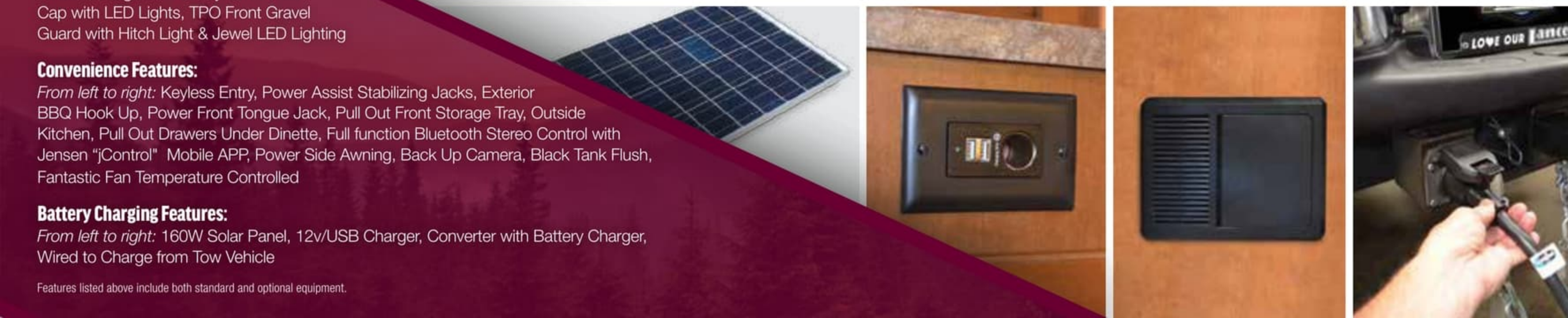
**Convenience Features:**

From left to right: Keyless Entry, Power Assist Stabilizing Jacks, Exterior BBQ Hook Up, Power Front Tongue Jack, Pull Out Front Storage Tray, Outside Kitchen, Pull Out Drawers Under Dinette, Full function Bluetooth Stereo Control with Jensen "jControl" Mobile APP, Power Side Awning, Back Up Camera, Black Tank Flush, Fantastic Fan Temperature Controlled

**Battery Charging Features:**

From left to right: 160W Solar Panel, 12v/USB Charger, Converter with Battery Charger, Wired to Charge from Tow Vehicle

Features listed above include both standard and optional equipment.



# TOWING+COMPATIBILITY

These are general guidelines to use when matching a trailer to your tow vehicle assuming standard equipment on your trailer. The travel trailer that can be used with your vehicle and its capacities for carrying and/or towing is effected by how much optional equipment is added to the trailer, and the weight of passengers and all other items you carry in your tow vehicle and trailer.

And because we're unfamiliar with your tow vehicle, Lance makes no warranties or representation – express or implied – as to performance or reliability of your tow vehicle with a Lance trailer. For professional guidance, always consult with your Factory Authorized Lance Dealer. They're trained in properly calculating proper matches between tow vehicles and trailers.

## 3,500 Pound Tow Rating



Model: 1575

## 5,000 Pound Tow Rating



Models: 1575, 1685, 1985, 1995

## 6,000 Pound Tow Rating



Models: 1575, 1685, 1985, 1995, 2185, 2285, 2295

## KEY SUPPLIER PARTNERS



Graphics



Awnings



Audio Systems



Slide Out Mechanisms



Axles



Fiberglass Sidewalls



Cabinetry



Toilets



Refrigerators



Appliances



Lightweight Composites

# TOWING+COMPATIBILITY

These are general guidelines to use when matching a trailer to your tow vehicle assuming standard equipment on your trailer. The travel trailer that can be used with your vehicle and its capacities for carrying and/or towing is effected by how much optional equipment is added to the trailer, and the weight of passengers and all other items you carry in your tow vehicle and trailer.

And because we're unfamiliar with your tow vehicle, Lance makes no warranties or representation – express or implied – as to performance or reliability of your tow vehicle with a Lance trailer. For professional guidance, always consult with your Factory Authorized Lance Dealer. They're trained in properly calculating proper matches between tow vehicles and trailers.

## 3,500 Pound Tow Rating



Model: 1575

## 5,000 Pound Tow Rating



Models: 1575, 1685, 1985, 1995

## 6,000 Pound Tow Rating



Models: 1575, 1685, 1985, 1995, 2185, 2285, 2295

## KEY SUPPLIER PARTNERS



Graphics



Awnings



Audio Systems



Slide Out Mechanisms



Axles



Fiberglass Sidewalls



Cabinetry



Toilets



Refrigerators



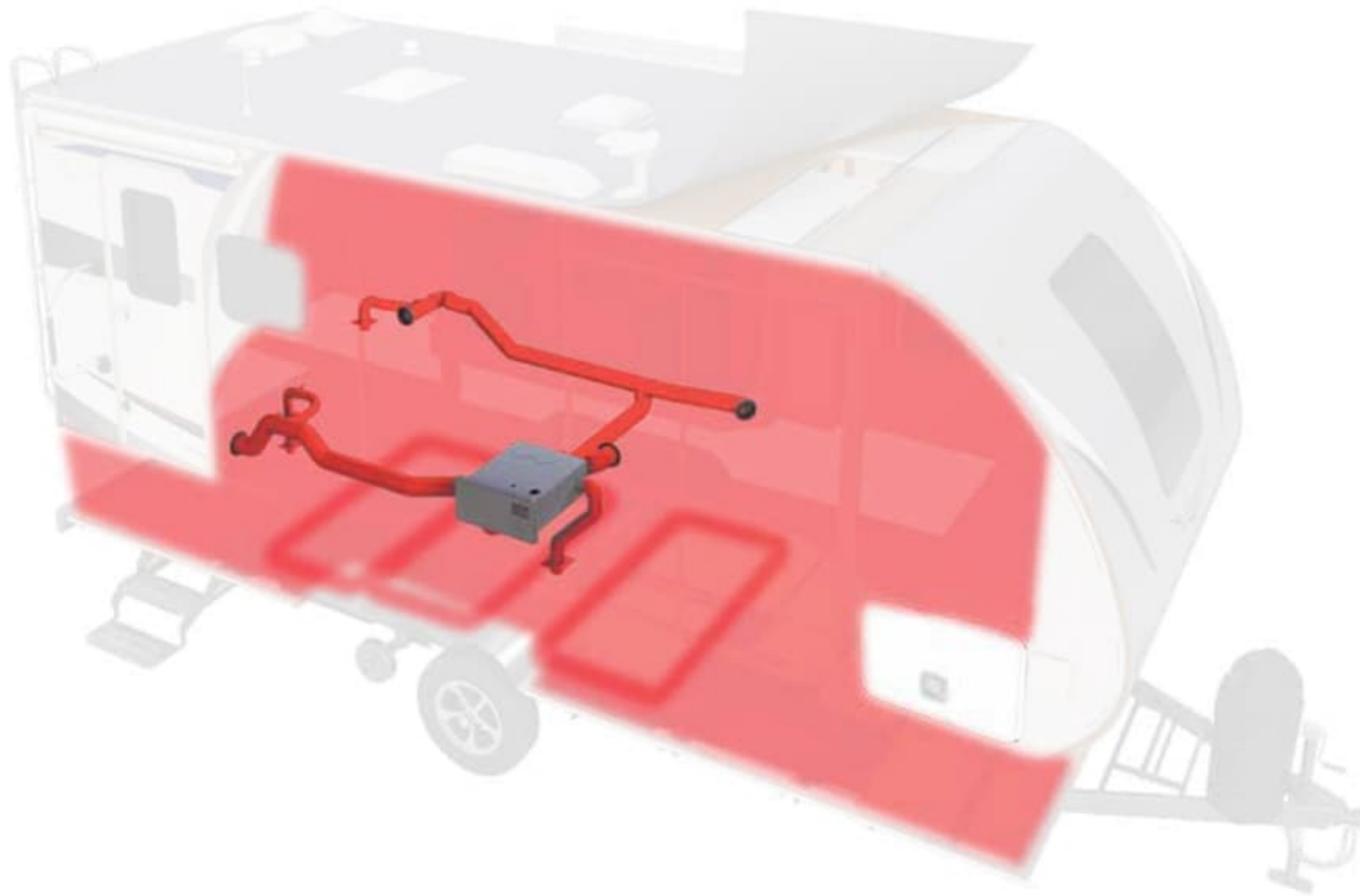
Appliances



Lightweight Composites

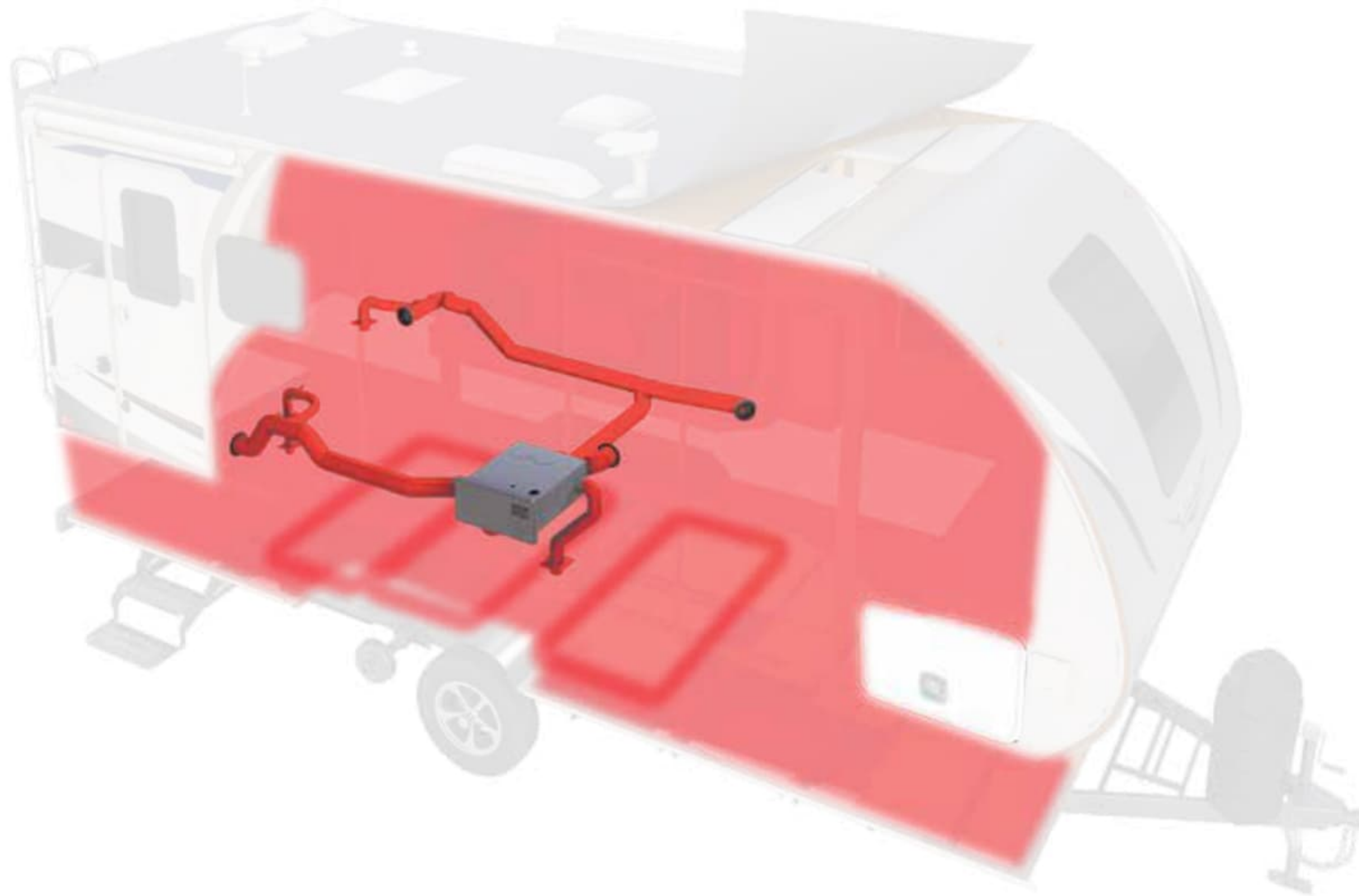
# HEAT IT LIKE YOU MEAN IT!

INDUSTRY EXCLUSIVE DUCTED SYSTEM FOR OPTIMAL HEAT DISTRIBUTION



# HEAT IT **LIKE YOU MEAN IT!**

INDUSTRY EXCLUSIVE DUCTED SYSTEM FOR OPTIMAL HEAT DISTRIBUTION





# LANCE DESIGN AND CONSTRUCTION. THE LEGACY OF QUALITY BEGINS HERE.

The roof is made of energy-star rated TPO with vents that clamp in place, eliminating screws and potential leaks. Integrated rain gutters and drip spouts prevent the sides of your coach from streaking.

Rigid block foam insulation yields maximum "R" value and promotes structural strength.

Interiors are constructed of Lite-Ply™, imported from Europe. This superior product is lighter and stronger, providing increased "R" value, beauty and durability.

3D advanced CAD engineering creates precise plans that run CNC machinery. The result is that every part is perfect every time.

Keeping it all together are stainless steel fasteners. Unlike our competitors, this expensive hardware resists corrosion making for a lasting investment.

High quality fiberglass exterior panels are laminated under intense pressure with heat-setting adhesives for years of trouble-free service.

Slideout rooms use Schwintek™ hardware for smooth, dependable operation. Lighter in weight than other mechanisms, they're also smaller, allowing for more living space.

Engineered super lightweight powder coated tempered steel custom chassis Huck bolt construction eliminates weak and rust-prone welds.

Heavy duty rubber torsion-bar suspension axles with EZ-lube bearings insure a smooth ride and easy maintenance, self adjusting brakes.

Lance's aluminum framed superstructure provides for an extremely solid trailer that is also light-weight.

Lance uses more expensive Azdel™ in place of Luan wood, virtually eliminating mold and mildew. It's also lighter and has a better "R" value for superior insulation.

All seals use an anti-wicking material to prevent moisture from transferring to the laminate walls.

**2** YEAR  
STRUCTURAL LIMITED  
WARRANTY

Please see [lancecamper.com/warranty](http://lancecamper.com/warranty) for details.



## 4 Seasons Certified All Weather Package

Utilize your travel trailer all year long. Remain comfortable in extreme heat or cold temperatures with the Lance Four Seasons Certified option.

# LANCE DESIGN AND CONSTRUCTION. THE LEGACY OF QUALITY BEGINS HERE.

The roof is made of energy-star rated TPO with vents that clamp in place, eliminating screws and potential leaks. Integrated rain gutters and drip spouts prevent the sides of your coach from streaking.

Rigid block foam insulation yields maximum "R" value and promotes structural strength.

Interiors are constructed of Lite-Ply™, imported from Europe. This superior product is lighter and stronger, providing increased "R" value, beauty and durability.

3D advanced CAD engineering creates precise plans that run CNC machinery. The result is that every part is perfect every time.

Keeping it all together are stainless steel fasteners. Unlike our competitors, this expensive hardware resists corrosion making for a lasting investment.

High quality fiberglass exterior panels are laminated under intense pressure with heat-setting adhesives for years of trouble-free service.

Slideout rooms use Schwintek™ hardware for smooth, dependable operation. Lighter in weight than other mechanisms, they're also smaller, allowing for more living space.

Engineered super lightweight powder coated tempered steel custom chassis Huck bolt construction eliminates weak and rust-prone welds.

Heavy duty rubber torsion-bar suspension axles with EZ-lube bearings insure a smooth ride and easy maintenance, self adjusting brakes.

Lance's aluminum framed superstructure provides for an extremely solid trailer that is also light-weight.

Lance uses more expensive Azdel™ in place of Luan wood, virtually eliminating mold and mildew. It's also lighter and has a better "R" value for superior insulation.

All seals use an anti-wicking material to prevent moisture from transferring to the laminate walls.

**2** YEAR  
STRUCTURAL LIMITED  
WARRANTY

Please see [lancecamper.com/warranty](http://lancecamper.com/warranty) for details.



## 4 Seasons Certified All Weather Package

Utilize your travel trailer all year long. Remain comfortable in extreme heat or cold temperatures with the Lance Four Seasons Certified option.



# Lance Owners of America (LOA)

The Lance Owners of America is an organization of people that all share some common interests. We all love traveling and camping in our Lance Truck Campers, Travel Trailers and Toy Haulers. We would like to invite you to explore our website and consider becoming a member of the Lance Owners of America. Our goal is to provide the Lance Owner community with valuable information and events to help make your Lance camping experience a great one. [LanceOwners.org](http://LanceOwners.org)



FREE with purchase of your new Lance! Get the safety and convenience you need when your on the road. Your membership covers you, a spouse or significant other, and children age 24 or younger, licensed to drive your RV or other vehicles owned. Membership includes emergency roadside assistance and concierge service that you can use both on and off the road.

## EXCLUSIVE ROADSIDE ASSISTANCE



2016 LANCE TRAVEL TRAILER BROCHURE ©2015 Lance Camper Mfg. Corp. (LCMC). All rights reserved. Lance, the Lance logomark, the Lance logomark with chevron, The Lance Look, Lance Custom Design, Bed-Maid, LanceLock, ultraDECKplus, Discover The Lance Difference, SkyView and other exclusive Lance product names, marks or designations are trademarks, service marks or registered trademarks of LCMC. All other marks are property of their respective owners. **All product data, graphics and photography, illustrations and/or renderings in this book were as accurate as possible at press time. Subsequent refinements during the model year may be evident in the actual product. LCMC reserves the right to change prices, colors, materials, equipment and specifications without notice — as well as to add, modify or discontinue models shown in promotion materials and/or on its websites.** All weights, fuel and liquid capacities are approximate and dimensions are nominal. It is that owner's sole responsibility to select the proper Lance camper model and support equipment appropriate to their truck without exceeding safe weight operating capacities. Your Factory Authorized Lance Dealer can advise you of the operating parameters for your particular configuration, and can confirm prices and product specifications material prior to making your purchase decision. See website for full warranty information. Brochure printed in the USA on FSM paper. 40M. 0116. Rev1.

Click on the QR code and "Discover The Lance Difference" for yourself while taking a plant tour of Lance Camper Mfg. Corp.

[LANCECAMPER.COM](http://LANCECAMPER.COM)





# Lance Owners of America (LOA)

The Lance Owners of America is an organization of people that all share some common interests. We all love traveling and camping in our Lance Truck Campers, Travel Trailers and Toy Haulers. We would like to invite you to explore our website and consider becoming a member of the Lance Owners of America. Our goal is to provide the Lance Owner community with valuable information and events to help make your Lance camping experience a great one. [LanceOwners.org](http://LanceOwners.org)



FREE with purchase of your new Lance! Get the safety and convenience you need when you're on the road. Your membership covers you, a spouse or significant other, and children age 24 or younger, licensed to drive your RV or other vehicles owned. Membership includes emergency roadside assistance and concierge service that you can use both on and off the road.

## EXCLUSIVE ROADSIDE ASSISTANCE



2016 LANCE TRAVEL TRAILER BROCHURE ©2015 Lance Camper Mfg. Corp. (LCMC). All rights reserved. Lance, the Lance logomark, the Lance logomark with chevron, The Lance Look, Lance Custom Design, Bed-Maid, LanceLock, ultraDECKplus, Discover The Lance Difference, SkyView and other exclusive Lance product names, marks or designations are trademarks, service marks or registered trademarks of LCMC. All other marks are property of their respective owners. **All product data, graphics and photography, illustrations and/or renderings in this book were as accurate as possible at press time. Subsequent refinements during the model year may be evident in the actual product. LCMC reserves the right to change prices, colors, materials, equipment and specifications without notice — as well as to add, modify or discontinue models shown in promotion materials and/or on its websites.** All weights, fuel and liquid capacities are approximate and dimensions are nominal. It is that owner's sole responsibility to select the proper Lance camper model and support equipment appropriate to their truck without exceeding safe weight operating capacities. Your Factory Authorized Lance Dealer can advise you of the operating parameters for your particular configuration, and can confirm prices and product specifications material prior to making your purchase decision. See website for full warranty information. Brochure printed in the USA on FSM paper. 40M. 0116. Rev1.

Click on the QR code and "Discover The Lance Difference" for yourself, while taking a plant tour of Lance Camper Mfg. Corp.

[LANCECAMPER.COM](http://LANCECAMPER.COM)

