

Adventurer



2016 Truck Campers



TruckCamperMAGAZINE.com

2013 Readers' CHOICE AWARDS



Best Truck Camper of the Year

2014 Adventurer 116DS

Adventurer... Be One, Own One!

Product Brochure and Information

Floorplans, Weights & Measures

Matching a Truck to a Camper

Light Weight 1/2 Ton Campers

Interiors, Dinettes, Galleys, Bed & Baths

Exclusive, Standard & Optional Features

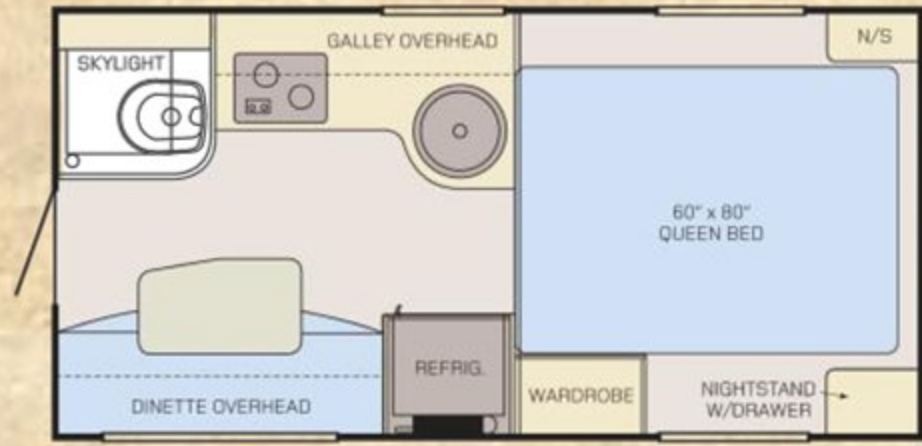
Construction Special Features



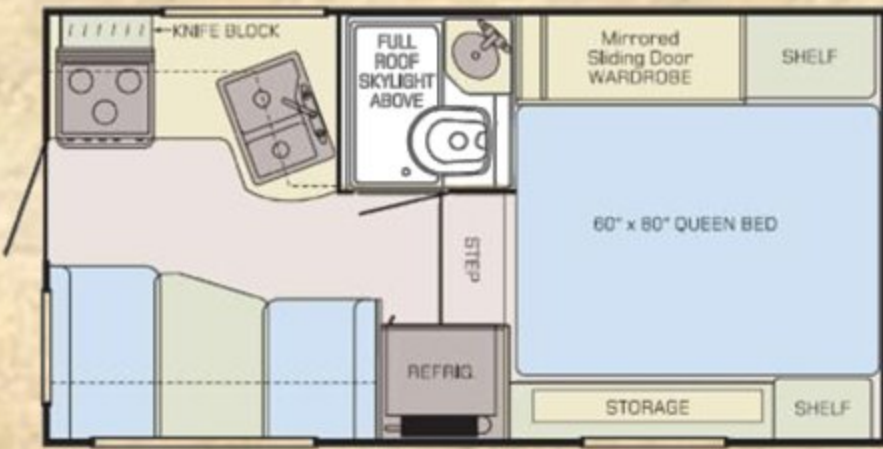
Adventurer Floorplans



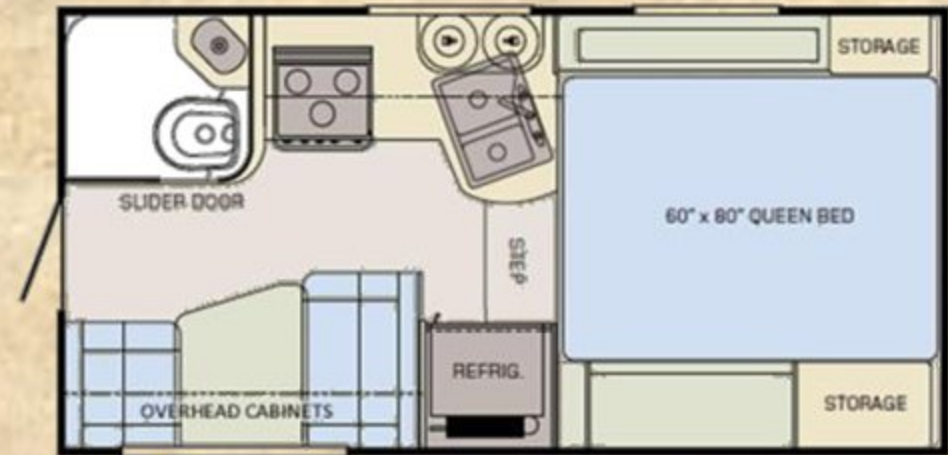
80GS Fits 6' and larger SB Trucks only
(will not fit LB trucks)



80RB Fits 5.5' Super SB, 6'+ SB and 8' LB Trucks



86FB Fits SB & LB Trucks 6' and larger



89RB Fits SB & LB Trucks 6' and larger

See "Truck Camper Guide Page" for Matching a Truck to a Camper

Weights & Measures

Weights & Measures	80GS	80RB	86FB	89RB
Standard Sleeping Capacity	4	4	4	4
Floor Length	8'	8'	8'6"	8'9"
Exterior Width (inches)	84"	90"	96"	96"
Exterior Overall Length (Nose to rear ladder)	13'2"	15'10"	16'5"	16'8"
Exterior Height (Floor to top of A/C)	96"	96"	106"	106"
Interior Height (inches)	78"	80.5"	78"	78"
Dinette Size (inches)	34" x 61"	42" x 65"	40" x 72"	40" x 76"
Fresh Water Capacity (US Gallons / Liters)	15 / 57	15 / 57	42 / 159	42 / 159
Grey Water Capacity (US Gallons / Liters)	6 / 23	6 / 23	31 / 117	25 / 95
Black Water Capacity (US Gallons / Liters)	6 / 23	6 / 23	31 / 117	22 / 83
Hot Water Capacity (US Gallons)	4	4	4	4
Refrigerator Size (Cubic Feet)	4	4	7	7
Dry Weight (LBS / Kilograms)	1594 / 723	1757 / 797	2478 / 1124	2472 / 1121
COG (Center of Gravity inches)	35.75"	27.5"	35"	37"

Notice: Adventurer's policy is one of continual improvement and reserves the right to make changes to all features and/or options at our discretion without prior notice and without incurring any obligation. Please confirm all options and/or weights with your dealer or an Adventurer representative.

3 - Year Structural Warranty

Adventurer Campers provide a 3-year structural warranty. Appliance warranties vary and are set by the respective manufacturer. Please contact your dealer for complete details regarding warranty policies.



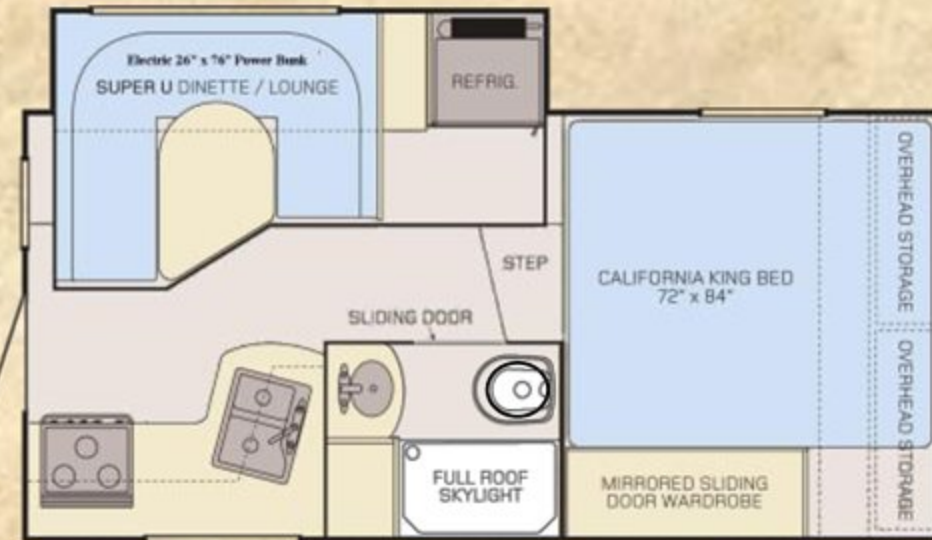
Enhance the Experience...



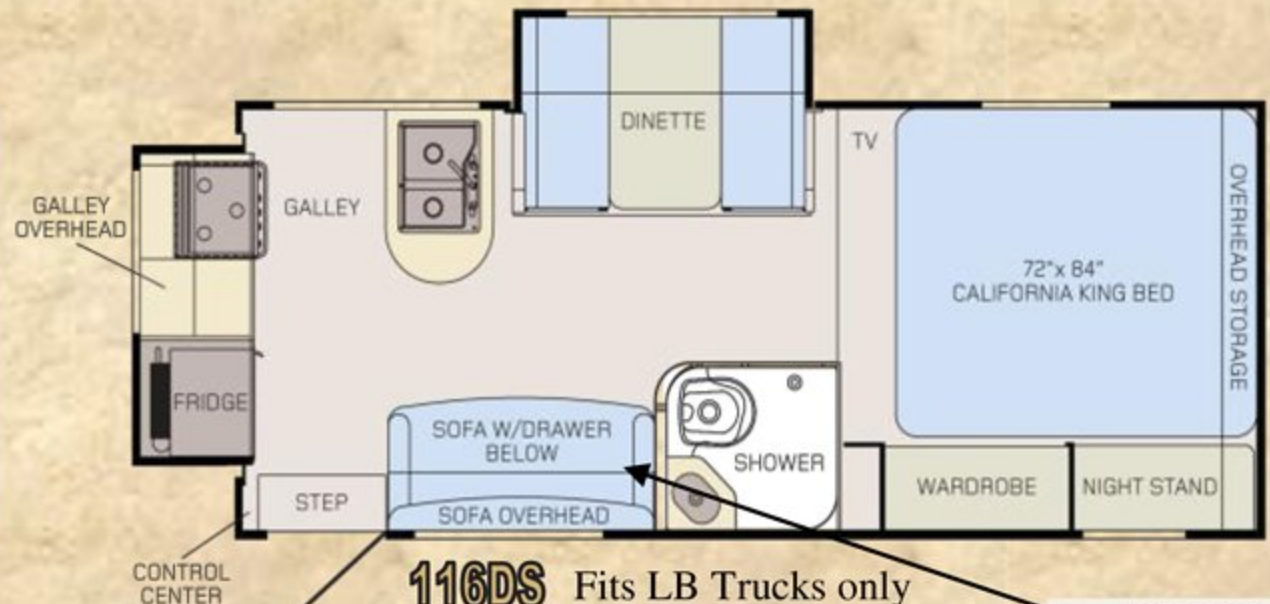
86SBS Fits SB & LB Trucks 6' and larger
Note: Fits SB only w/Gen option



910FBS Fits LB Trucks only

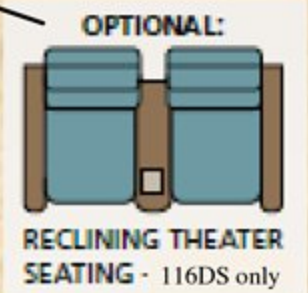


910DB Fits LB Trucks only



116DS Fits LB Trucks only

See "Truck Camper Guide" Page for Matching a Truck to a Camper



Weights & Measures

86SBS	910FBS	910DB	116DS	Weights & Measures
4	4	4	6	Standard Sleeping Capacity
8'6"	9'10"	9'10"	11'6"	Floor Length
96"	96"	96"	96"	Exterior Width (inches)
15'10"	18'11"	18'11"	20'7"	Exterior Overall Length (Nose to rear ladder)
108"	107"	107"	116"	Exterior Height (Floor to top of A/C)
78"	78"	78"	76"	Interior Height (inches)
43" x 65"	45" x 72"	60" x 72"	43" x 65"	Dinette Size (inches)
44 / 167	44 / 167	44 / 167	44 / 167	Fresh Water Capacity (US Gallons / Liters)
31 / 117	31 / 117	31 / 117	31 / 117	Grey Water Capacity (US Gallons / Liters)
31 / 117	31 / 117	31 / 117	31 / 117	Black Water Capacity (US Gallons / Liters)
6	6	6	6	Hot Water Capacity (US Gallons)
7	7	7	7	Refrigerator Size (Cubic Feet)
3012 / 1366	3162 / 1434	3307 / 1500	3986 / 1808	Dry Weight (LBS / Kilograms)
37"	47"	51"	55.5"	COG (Center of Gravity inches)

3 - Year Structural Warranty

Adventurer Campers provide a 3-year structural warranty. Appliance warranties vary and are set by the respective manufacturer. Please contact your dealer for complete details regarding warranty policies.




NOTICE: Adventurer takes great care in providing accurate truck camper weights and measures information on its units by weighing each camper individually. Please check the wardrobe or closet for an accurate unit dry weight with factory installed options at time of manufacture.

Truck Camper Guide

Matching a Camper to a Truck

When purchasing a Truck Camper, there are a few important factors to consider

1. **The payload capacity** – sometimes this rating is posted in the glove box of your truck, if not, another way to determine payload capacity would be to weigh your truck, full of fuel, people and of course the dog, and then subtract that weight from the (GVWR) posted on the door of your truck (see example to the right) and that difference would equal your payload capacity (weight of camper you can carry). Example, your truck weighs 6800lbs and the GVWR on the door reads 9900lbs your payload would be 3100lbs (9900lbs-6800lbs=3100lbs).
2. **GVWR (Gross Vehicle Weight Rating)** – is the maximum weight the manufacturer rates that truck to carry, including weight of the truck and all people. Cargo, fuel etc.
3. **GAWR (Gross Axle Weight Rating)** – is the maximum rating the manufacturer rates the axles to carry. These ratings are usually posted on the driver's side doorpost. To determine these ratings on your truck with cargo (camper) weigh your truck with just the front and then just the rear axle on the scales. This will give you your axle weights for your truck with your camper, these weight should fall within the manufacturers axle ratings.
4. **Tire capacity (rating of your tire)** – This is the tiny fine print on the sidewall of your tire, see photo to the right, usually just behind the tire inflation number. This will usually be a direct correlation to the axle ratings and GVWR on a new truck. **This will always be your weak link** in your weight carrying capacity and should always be checked before carrying any load, including a passenger car for that matter. ***SAFETY ALERT – Always make certain you choose tires with the proper load capacity to handle whatever load you are carrying with your vehicle!***



5. **COG (Center of Gravity)** – also known as Center of Balance, is the point that the weight of your camper is balanced,. ALP notes the COG on every camper with a large red arrow, this is determined as it is weighed and balanced as it goes out the door. Your camper COG should fall into the “Load Range” of your truck, see your owners manual for this measurement, note example from an owners manual on the left. As you can see in the example, to the right, the COG of this camper easily falls into the load range of this truck. As the owner, it is your responsibility not to exceed the weight or COG specifications of your truck when purchasing a truck camper. Always think safety first before loading a camper on your truck. Please consult your dealer, who can help you select aftermarket items designed to aid in proper use of your truck and camper combination.



Suspension Enhancements - Suspension enhancements allow you to manage your load but does not change or add to a trucks GVWR. In some areas you can make upgrades to your truck and then have it inspected by a DOT (Department of Transportation) and you may be able to increase your “legal” GVWR, check with your local licensing agency for details in your area.

Torklift Stable Loads - We use and recommend this product. Today's truck manufacturers market trucks to be our everyday driver, thus they want the empty loaded truck to be as smooth a ride as possible. To accomplish this they lower the overload spring (the heavy weight bearing springs) 3" to 4" lower to give that smoother ride when empty. The problem with this is when you add any weight to the truck it appears to be sitting low in the rear or “overloaded” since the vehicle has to drop 3 to 4” before it touches the overload spring. Stable Loads by Torklift simply fill this space so that as soon as you add the load, the weight immediately sets on the overload springs allowing your trucks suspension to do what it was designed to do, carry a load, a camper in this case.



Air Bags - We use and recommend air bags also, in the correct application. Some truck manufacturers recommend airbags in all applications and suggest you inflate them 80 to 100 lbs in the bags. **We don't recommend air bags to be used in this way**, because in too many cases, this will raise your camper up off of the suspension causing you to have a spongier unsafe ride! If you choose air bags we only recommend you inflate them so that you are just touching the overload springs of your truck for the best ride and handling characteristics.



Light Weight 1/2 Ton Campers...

POUND FOR POUND the 80GS and 80RB Pack a Punch!

Looking for the lightest weight, full-featured fiberglass exterior truck campers for your half ton full-size trucks? Well, you've found them! The 80RB and 80GS incorporate many truck camper firsts! Special composite panels and building substrates, developed and proven in the automotive and structural housing markets, shed weight while adding incredible strength and impact resistance. **Adventurer's Exclusive TCC Construction (True-Composite Construction)** meticulously bonds these materials together, along with full closed cell block foam insulation and Lamilux 4000 exterior gel-coat fiberglass to create solid and lightweight structural components backed by our **industry-leading 3-Year Structural Warranty**. **Adventurer meets the challenge** of creating a self-contained truck camper with interior shower, hot water tank, furnace, fresh-water foot flush toilet with fresh, grey and black holding tanks, large refrigerator/freezer, and ample storage and built 4-season ready with tanks, water lines all enclosed inside of the unit for year around camping!



80RB on a 5.5' SB Toyota Tundra

80GS 1594 Lbs fits 1/2 ton & larger SB trucks...
(6' to 6.75' SB trucks only)

The 80GS is the only 8' truck camper with a slide-out, full bath with shower and well within the range of all full-sized 1/2 ton trucks!

80RB 1757 Lbs fits 1/2 ton & larger trucks...
(Fits super short bed 5.5' to 8' LB beds)

The 80RB is another industry first... This 8' truck camper features a north/south 60x80 queen bed, full bath, shower, sofa and fits all SB & LB trucks including the 5.5' super SB trucks!

A Premium RV Manufacturer since 1969

Adventurer Dinettes,

86FB Dinette - right with 2016 Hunter Interior.

Note the large open living area the 86FB dinette provides for your camping comfort. The large dinette windows really open up this floorplan, shown here is the standard fabric shades for your privacy. **The 86FB** also comes standard with the Dream Dinette® which easily makes into a bed with a flip of a lever and eliminates that annoying table leg, allowing you much more leg room in your dinette...



86FB Dinette made into bed




86FB Dinette - 2016 Hunter interior Decor

910DB Super U-Dinette right - This floorplan features the largest dinette in the industry. With the sliding D-Style table you can adjust to use as a face to face style or slide out and rotate for use with a group of people (see bottom right). Note the large windows creating the nice open view of your surroundings. In the foreground you see the industry leading 7cu ft refrigerator with an oversized freezer, extra large refer with plenty of storage in the door and extra large crispers at the bottom...

910DB Super U-Dinette



Adventurer Exclusive - Electric Power Bunk® (optional). This 26"x76" power bunk easily moves down for use with the push of a button and as you can see in the pictures below you can still use the lower rear section as a second bunk if needed, all the while leaving your dinette in the made up position! Want another adult bed, then make down the dinette for a 48"x72" additional bed and still have the use of the Power Bunk®. (Available on 910DB only)



Optional Power Bunk® in up position



Optional Power Bunk® in down position



INTERIOR DÉCOR CHOICES



FIJI INTERIOR—BROWN



MYSTIC INTERIOR—GRAY



HUNTER INTERIOR—GREEN

Build Your Own Camper! Learn more at www.AMLRV.com

Roomy, Comfortable & Elegant...



TruckCamperMAGAZINE.com

2013 Readers' CHOICE AWARDS

✓ Best Truck Camper of the Year


2014 Adventurer 116DS

116DS Double Slide Truck Camper - front to rear view with optional Theater Seating Recliners - 2016 Fiji interior

Adventurer's first ever double slide truck camper, is an industry first, and voted Truck Camper Magazine's Truck Camper of the year by their readers for a good reason. This camper is unique in design with its rear slide-out & peninsula galley, exceptionally large windows and the fact this camper is fully usable with both slides in the in (closed) position! When you see the large roomy Dream Dinette® in the second slide-out or the standard sofa that both make into additional beds to sleep up to 6, you too will agree this is definitely an industry leader! Also note the optional Theater Seating in this photo truly making this your home away from home...



116DS Dinette - with 2016 Fiji Interior



80GS Dinette



86FB Dinette made into a bed



80RB Dinette/Sofa - 2016 Hunter Interior

A Premium RV Manufacturer since 1969

Galleys Engineered to Please...

Galley 86SBS - right

The 86SBS galley is one of the main reasons this floorplan has been our #1 selling slide-out model. Look at the abundant counter space, plentiful drawers & storage and the convenient counter top extension for even more counter space when needed.



86SBS Galley



116DS Galley—Fiji interior

Galley 116DS - above


This rear slide-out galley is an innovative design in the truck camper industry. With its peninsula countertop you enjoy an open but private galley area for the chef in you to create those family favorite dinners or those romantic evenings in.



89RB Galley

Galley 89RB - above

The 89RB galley has been a hit from day one with all of the counter space, abundant drawers and storage. With the forward galley design and larger windows, you really feel the open space while enjoying the great view outdoors...



80RB Galley

Galley 80RB - above

This beautiful floorplan has a very open galley design for an 8' camper. Note the L-design allowing you more counter space, all the while giving you the wide open feeling, making the 80RB feel like a much larger camper!



Cook in & Dine out... Camping, the most relaxing place to get-away from it all and enjoy God's great outdoors!

Queen and King Bed Suites...

116DS California King Bedroom Suite - right
 Features large double door wardrobe storage, nightstand and dual windows for cross ventilation, overhead storage and a 72"x84" California King pillow top mattress! (Shown here with optional Heki skylight).



116DS California King Bed 72"x84" - 2016 Hunter Interior Decor

86SBS Queen Bedroom Suite - below - Timberline Interior



86SBS - Bedroom

80GS - right
 Note the roomy east/west bedroom with the optional Camper Caddy for additional storage.



80GS - Bedroom with Optional Camper Caddy

Comfortable Spacious Baths...



In position

Expandable Curtain Rod



Out position

Adventurer Truck Camper bathrooms are spacious and designed for easy care and ease of use.

Some models, like the **116DS** (right) & **910DB** (left) are equipped standard with our exclusive full roof skylight allowing more head room and a whole new dimension of space and light. Full one-piece fiberglass shower stalls are standard in most models.

The **910DB** (left) comes complete with a large dry bath including plentiful storage, a separate tub/shower and a porcelain "style" foot flush toilet and new for 2016 expandable shower curtain rod...



Build Your Own Camper! Learn more at www.AMLRV.com

Exclusive, New, Standard & Optional Features

EXCLUSIVE FEATURES

- ALP Exclusive – 3-Year Structural Warranty - See details on next page
- ALP Exclusive - TCC® Construction – superior strength, construction - See details on next page
- ALP Exclusive – Front Camper Guides - Nylon guide centers your camper between your wheel wells
- ALP Exclusive – Twenty-Six inch “Friction Hinge” entry door, stays where you put it even in windy conditions
- ALP Exclusive – Flame-treated fabric upholstery
- ALP Exclusive – Digital HD “Concealed” interior mount TV antenna – no TV antenna on the roof, better reception
- ALP Exclusive - Comfort Step Bumper (optional) with SeaDek’s shock absorbing traction surface, safe and secure.
- ALP Exclusive - Gas-Filled Thermopane Windows, quieter, cooler in summer and warmer in winter.
- ALP Exclusive - Dometic **Seven-Cubic Foot** double door refrigerator

NEW FEATURES

- NEW - Simulated Padded Ceiling—Elegant look of leather and easier to clean.
- NEW - Wood Grain Residential Designer No-wax industrial grade vinyl flooring
- NEW - Expandable shower curtain rod on 910DB dry bath model
- NEW - Inner Coil Spring Pillow Top Mattress (n/a 80GS & 80RB)
- NEW - Go Power Plug & Play Solar products with pre-wire location label. (n/a 80GS & 80RB)

INDUSTRY LEADING STANDARD FEATURES

- Detachable 30-amp 110V power cord
- New Generation Happi-Jac Wireless remote electric Jacks
- High gloss gel-coat fiberglass exterior
- TCC® laminated walls, floors and roof with 4-Season insulation - See details on next page
- One-piece seamless TPO (Thermal Poly Olefin) insulated roof with 12-year manufacturer warranty
- Rear Roof Ladder - “Phat® Ladder on (select models)
- Dream Dinette – no annoying table leg in the way – easily converts into a bed with the flip of a lever (select models)
- All wood full extension drawers with ball-bearing metal guides
- Systems Control Center (n/a 80GS)
- Black Tank Flush System (n/a 80GS & 80RB)
- Shurflo **Quiet Revolution** DSI water pump
- LED interior and exterior lighting for minimal battery draw
- 45-amp electronic power converter with “Smart” battery charger
- 12V battery disconnect switch
- Automatic changeover LPG regulator (dual tank models)
- Large folding entry assist handle (n/a 80GS & 80RB)
- Custom keyed deadbolt entry lock - Safer more secure
- Exterior sewer hose carrier
- Outside Shower
- Sealed three-burner cooktop (n/a 80GS & 80RB)
- Hardwood cabinet doors and face frames
- Residential-style cabinet hardware
- Fantastic Fan
- Sink cover cutting board (select models)
- Night shades for all windows (mini blind in kitchen to meet code)
- Fire Extinguisher, LPG, Carbon Monoxide and Smoke detectors
- Emergency cabover egress



Camper Guides



Friction Hinge Door



Detachable



Concealed TV Antenna



Opt - Comfort Step Bumper



Optional Equipment

- 19” & 24” LCD 12v TV’s (24” TV 116DS only, n/a 80GS, 80RB)
- Air Conditioner - 11,000 btu
- Awning Patio 12V Electric w/LED lights (116DS)
- Awning Patio Box – 8’ & 10’ (Depends on model - n/a 116DS)
- Awning – Rear 12V Elec Awning w/LED lights (n/a 80GS, 80RB)
- Awning-Slide Topper (select models)
- Camper Caddy® Storage System (80GS, 80RB)
- Comfort Step® Bumper (select models)
- Generator Ready (select models—req w/ gen option)
- Generator-Onan 2500W LP (select models)

Optional Equipment - continued

- Heki® Skylight (n/a 80GS & 80RB)
- Jack Brackets-Swing Out Dually - (Req for dually trucks)
- Microwave Oven (n/a 80GS)
- New Gen - Happijac Electric Jacks – Wireless Remote
- Fold Down Bunk in Slide (86SBS & 910FBS)
- Power Bunk - 26” x 76” electric bunk (910DB only)
- Short Box Ext Storage - Req w/Gen option or Gen Ready on 86SBS
- Solar Panel – Go Power - 100 Watt w/Regulator
- Stereo-AM/FM/CD/DVD/BLUETOOTH W/Ext Speakers
- Theater Seating Recliners (116DS only)

NOTICE: Adventurer (ALP), whose policy is one of continuous improvement, reserves the right to change any of the specifications without prior notice and without incurring any obligation. Even though we take great care in providing accurate information, errors and omissions can and will occur and photos may not be of current model year. If you have any questions about our product line, please don't hesitate to contact your nearest dealer or an ALP representative for current information.

Construction & Special Features

Adventurer TCC Construction



TRU-COMPOSITE® CONSTRUCTION TCC® WOOD



- 1 Closed Cell Block Foam
- 2 High-Gloss Fiberglass Outer Shell
- 3 Wood Frame
- 4 Inside Wall Surface
- 5 Exterior Substrate

Wood Framed TCC® is used on non slide-out models
80GS, 80RB, 86FB, 89RB Utilize both Wood & Aluminum



TRU-COMPOSITE® CONSTRUCTION TCC® ALUMINUM



- 1 Closed Cell Block Foam
- 2 Lumber Core Insert
- 3 Aluminum Tube Frame
- 4 High-Gloss Fiberglass Outer Shell
- 5 Inside Wall Surface
- 6 Exterior Substrate

TCC® Aluminum is used on slide-out models
86SRS, 910FBS, 910DB, 116DS



“We’re satisfied until Cools Better... and Better is Best”

-Erdman Epp Founder

Best Framing

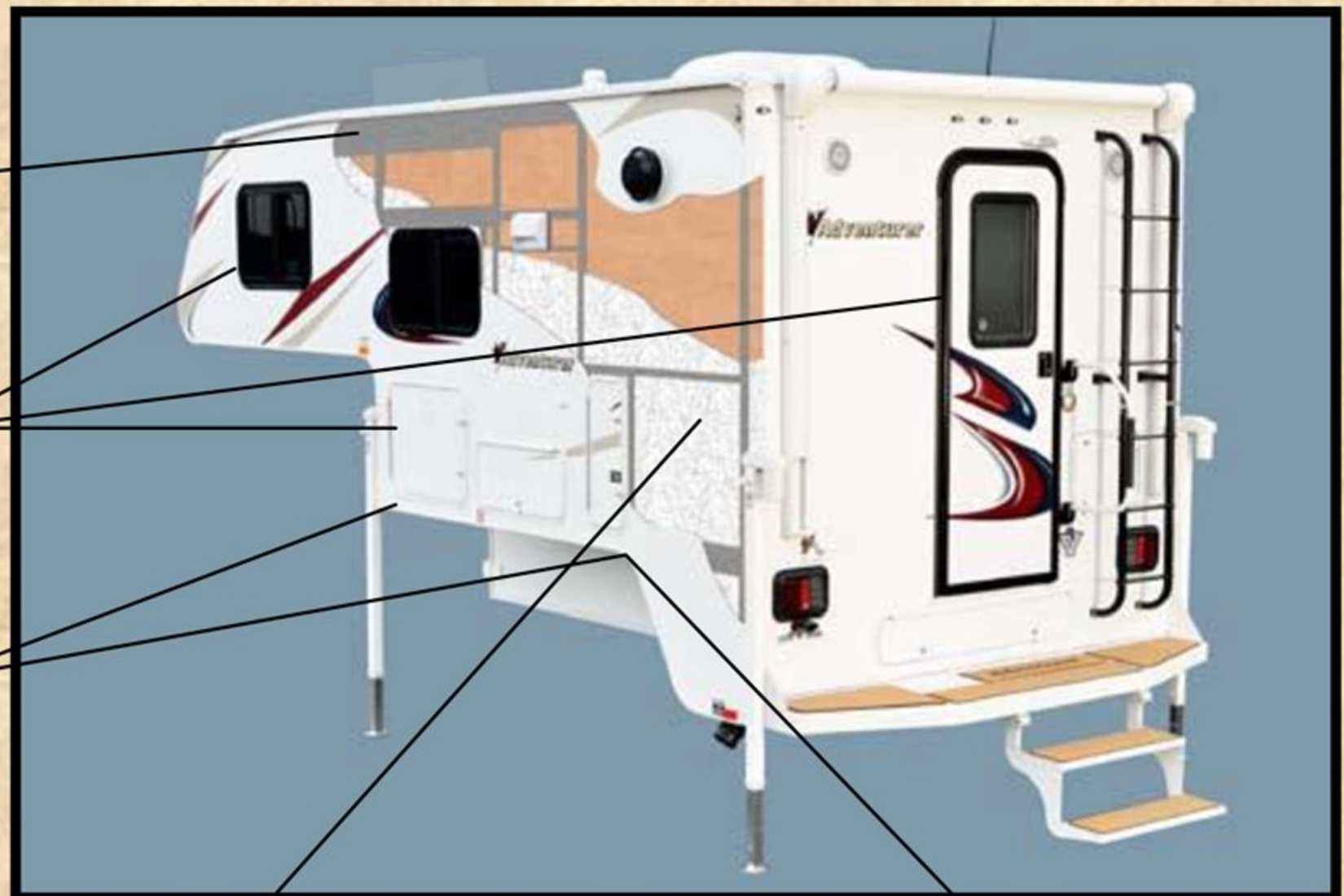
2x4 & 2x2 Aircraft quality welded aluminum framing with lumber core insert for superior strength and structural integrity!

Adventurer frames and gussets around all windows, entry and baggage doors! Windows and doors securely attached to a solid structure, not just a foam wall!



Best Tie-Down Brackets... Adventurer

feels tie-downs are a critical construction area, that is why we use galvanized tie-down brackets bolted through our TCC laminated wing, through angle aluminum with large carriage bolts and body washers giving our Adventurer owners the **Best tie-down attachments in the industry!**



“We’re satisfied until Cools Better... and Better is Best”

-Erdman Epp, Founder



Best Insulation...

Adventurer exclusively uses “Closed Cell” block foam insulation which provides more R-Value per inch than standard foam board. This is the same foam used to manufacturer coffee cups which also does not allow liquid penetration **giving our owners the Best Insulation!**

Best wall supports...

Adventurer exclusively uses “Custom Aluminum Extrusions” creating a solid side wall attachment point that cradles the side wall with full support and then the wall is glued with construction adhesive, clamped and lag screwed together giving our owners the **Best side wall attachment!**



Your Authorized Dealer:

Adventurer **2016** **Truck Campers**



Adventurer

Adventurer LP (ALP)

3303 West Washington Ave Yakima, WA 98903

PH: 509-895-7064

For the most current information visit our website at:

www.AMLRV.com

Factory Tours

We invite you to visit our manufacturing facility located in beautiful Yakima, WA.

During your tour you will see Adventurer Truck Campers being assembled with tremendous skill and pride. Tours are available by appointment. Please call for details.

A Premium RV Manufacturer since 1969 - www.AMLRV.com