



Come home to KZ!

[www.kz-rv.com](http://www.kz-rv.com)



321BHS

# Spree®

The name says it all... well designed, and sporting many of the popular features that make this model so popular.



*Optional Partial Paint Shown*



## 231BH

Comfortable and spacious, this model features rear “fold-up” bunks that expand storage capacity, so now you can bring the bikes along. A wide rear cargo entry door provides easy access for large items.



## 230RBS

The large U-shaped dinette easily converts into additional sleep space.



## 321RKS

The unique rear kitchen design creates great open space with the adjacent dining area. The entertainment center and comfortable seating invite good conversation and relaxation. The bedroom features a space expanding vanity slide-out with additional overhead cabinetry.





## 300RBS

Surrounded by warm wood tones and plenty of storage, this kitchen features a deep basin sink with high rise faucet.



## 321BHS

The rear lower bunk can be replaced with an optional jiffy flip sofa. The upper bunk, when not in use, swings up and locks out of the way.

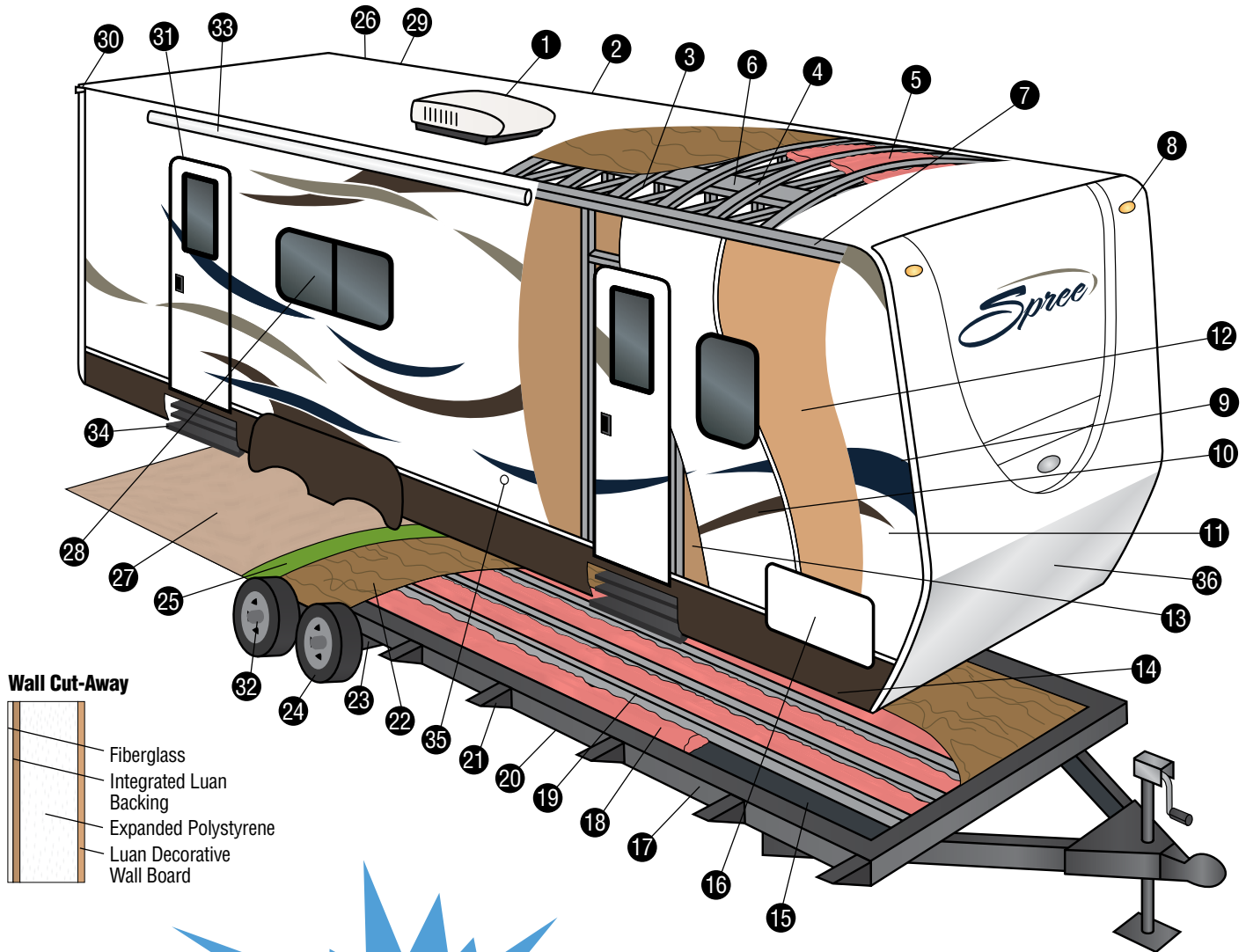


## 231BH

Upholstered headboard, mirrored side wardrobe and overhead cabinets, define a space of comfort and convenience.



# 2012 Spree® Cut-Away



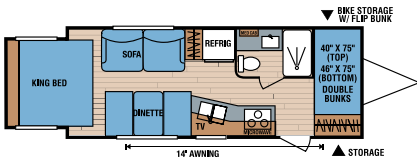
Total  
Aluminum  
Frame

**Coach-Net®**

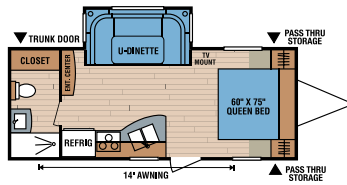
RV Membership Plans

One Year **FREE**  
Road Side Assistance  
courtesy of KZ!

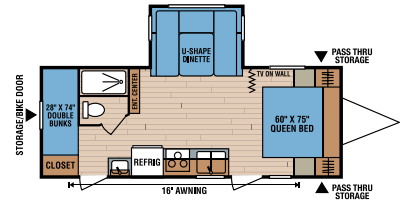
- |   |  |  |
|---|--|--|
| 1 13,500 BTU A/C                                    | 13 1/8" Luan   | 25 Residential Style Carpet Pad  |
| 2 Seamless 1-Piece Roofing Material                 | 14 3" Aluminum Stringer                              | 26 Rack and Pinion Electric Slide with Manual Override with Box Tube Slide Out Ram |
| 3 Vinyl Interior Ceiling Panel                      | 15 Darco® Moisture Barrier                           | 27 Residential Carpet or Linoleum  |
| 4 4 1/2" Aluminum Truss Rafters, 16" O.C.           | 16 Extra-Large Radius Baggage Doors                  | 28 Tinted Safety Glass Windows   |
| 5 R-7 Batten Insulation                             | 17 Heavy Duty I-beam Frame Construction              | 29 Triple Sealed Slide Outs  |
| 6 Insulated Ductwork                                | 18 R-7 Batten Insulation                             | 30 Extra Long Drip Spouts  |
| 7 Heavy Duty Aluminum Headers                       | 19 2x2 Double Welded Aluminum Floor Joists, 16" O.C. | 31 Radius Entrance Door  |
| 8 Exterior Clearance and Brake Lights               | 20 Heated & Enclosed Underbelly                      | 32 Easy Lube Axles   |
| 9 Aluminum Frame Front and End Walls                | 21 Fully Welded Outriggers                           | 33 Standard Awning   |
| 10 Expanded Polystyrene-R7                          | 22 Plywood Floor                                     | 34 Triple Steps  |
| 11 Fiberglass Exterior with Integrated Luan Backing | 23 Heavy Duty Leaf Springs                           | 35 Cable Hook-Up   |
| 12 1/8" Luan Decorative Wall Board                  | 24 15" Heavy Duty Steel Wheels                       | 36 Diamond Plate Front Plate   |



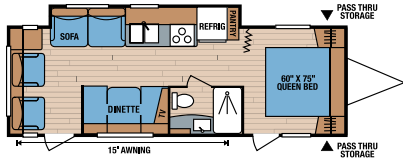
220KS



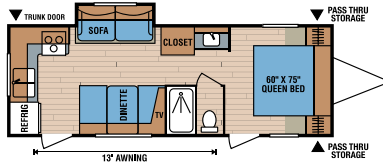
230RBS



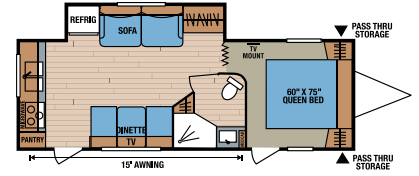
231BHS



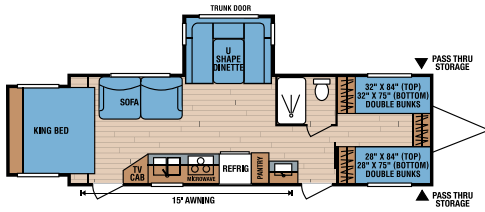
260RLS



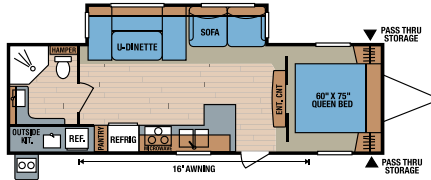
2605S



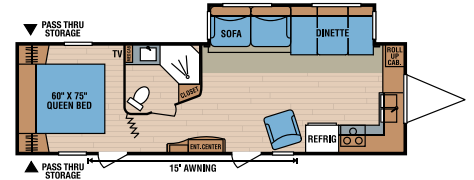
261RKS



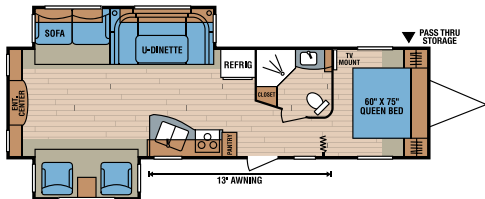
289KS • Ramp Door Option – see below



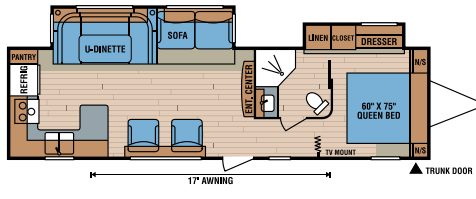
300RBS



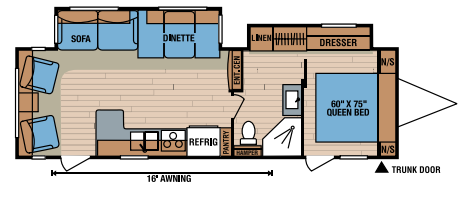
301FK • Bed Slide Out Option – see below



321RES



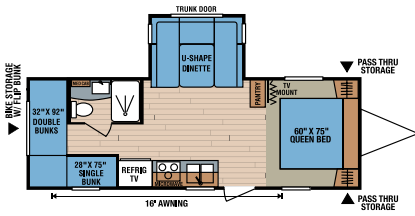
321RKS



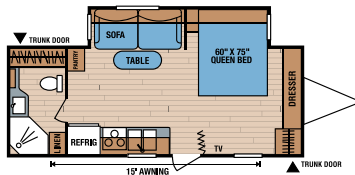
323CSS

TRAVEL TRAILERS	220KS	230RBS	231BHS	240BHS	240RBS	250SD	260RLS	2605S	261RKS	265KS
UVW (Unloaded Vehicle Weight)*	4,358	4,410	4,605	4,810	4,864	4,714	5,100	4,630	5,237	4,935
Dry Hitch Weight*	488	544	540	503	496	684	625	440	518	545
Dry Axle Weight*	3,870	3,866	4,065	4,307	4,368	4,030	4,475	4,190	4,719	4,390
NCC (Net Carrying Capacity)	1,142	1,590	1,395	1,690	1,136	1,786	1,400	1,370	1,563	1,565
GVWR	5,500	6,000	6,000	6,500	6,000	6,500	6,500	6,000	6,800	6,500
Interior Height	78"	78"	78"	78"	78"	78"	78"	78"	78"	78"
Exterior Height w/AC	10' 5"	10' 5"	10' 5"	10' 5"	10' 5"	10' 5"	10' 5"	10' 5"	10' 9"	10' 5"
Exterior Width	96"	96"	96"	96"	96"	96"	96"	96"	96"	96"
Exterior Length	24' 6 1/2"	25' 10"	26' 4"	28' 4"	25' 11"	27' 11 1/2"	28' 11"	27' 9"	28' 11"	26' 10"
Refrigerator (cu. feet)	6	6	6	6	6	6	6	6	6	6
Water Heater Cap. (gal. G/E w/DSI)	6	6	6	6	6	6	6	6	6	6
Fresh Water Cap. (gal.)	40	40	40	40	40	40	40	40	40	40
Waste Water Cap. (gal.)	32	32	32	32	32	32	32	32	32	32
Gray Water Cap. (gal.)	32	32	32	32	32	32	32	64	60	60
LP Gas Cap. (lbs.)	60	60	60	60	60	60	60	60	60	60
Furnace BTUs (1,000s)	20	20	20	20	20	20	20	20	20	20
Tire Size	15"	15"	15"	15"	15"	15"	15"	15"	15"	15"
Awning	14'	14'	16'	16'	15'	17'	15'	13'	15'	14'

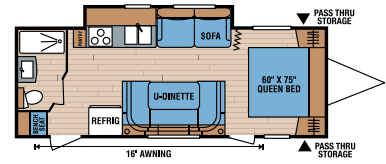
\*This weight reflects the rolling average unit weight for each model. Your trailer weight will vary according to optional equipment.



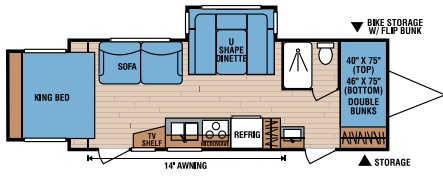
**240BHS** • Sofa Option – see below



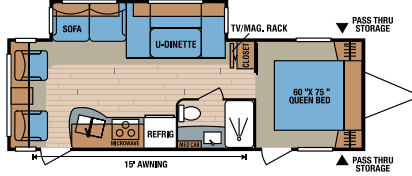
**240RBS** • U-Dinette Option – see below



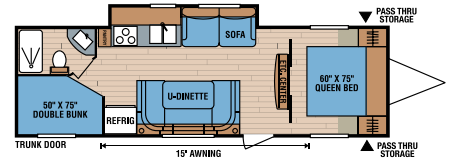
**250SD**



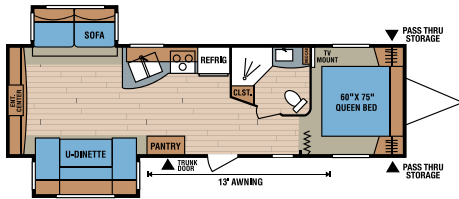
**265KS**



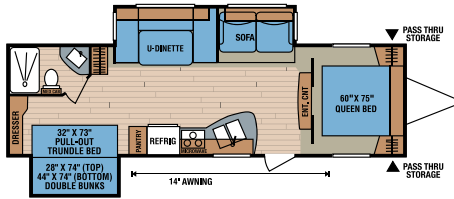
**280RLS**



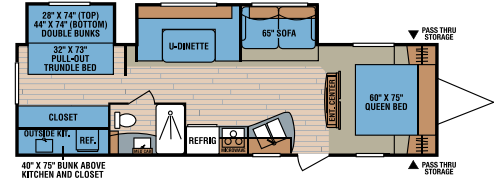
**281BHS**



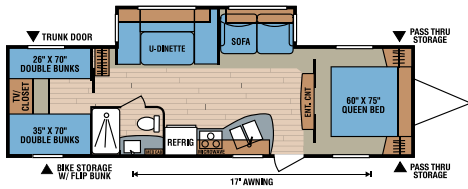
**310RLS**



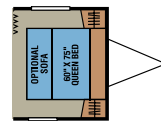
**318BHS** • Flip Up Bunk Option – see below



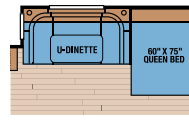
**321BHS**



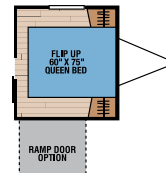
**324BHS** • Outside Kitchen and Dinette with Flip Up Bunk Option – see below



**240BHS**  
Sofa Option



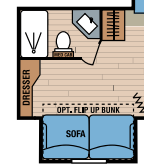
**240RBS**  
U-Dinette Option



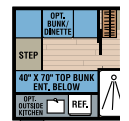
**289KS**  
Ramp Door Option



**301FK**  
Bed Slide Out Option



**318BHS**  
Flip Up Bunk Option



**324BHS**  
Outside Kitchen and Dinette with Flip Up Bunk Option

280RLS	281BHS	289KS	300RBS	301FK	310RLS	318BHS	321BHS	321RES	321RKS	323CSS	324BHS
5,590	5,207	5,510	6,008	5,650	6,056	6,141	6,837	6,670	6,680	6,413	6,246
652	620	500	637	1,010	588	790	711	710	760	894	740
4,938	4,587	5,010	5,371	4,640	5,468	5,351	6,126	5,960	5,920	5,519	5,506
1,410	1,593	1,490	1,292	1,350	1,244	1,159	1,063	1,230	1,220	1,487	1,604
7,000	6,800	7,000	7,300	7,000	7,300	7,300	7,900	7,900	7,900	7,900	7,850
78"	78"	78"	78"	78"	78"	78"	78"	78"	78"	78"	78"
10' 9"	10' 5"	10' 3 1/2"	10' 8"	10' 7"	10' 7"	10' 7"	10' 9"	10' 10"	10' 9"	10' 10"	10' 9"
96"	96"	96"	96"	96"	96"	96"	96"	96"	96"	96"	96"
30' 3"	31' 10"	30' 10 1/2"	31' 7"	32' 5 1/2"	33' 3"	33' 1"	34' 7"	34' 10"	34' 6"	32' 4"	34' 1/2"
6	6	6	6	6	6	6	6	6	6	6	6
6	6	6	6	6	6	6	6	6	6	6	6
40	40	40	40	40	40	40	40	40	40	40	40
32	32	32	32	32	32	32	32	32	32	32	32
32	32	32	32	60	60	60	60	60	60	64	60
60	60	60	60	60	60	60	60	60	60	60	60
25	25	25	30	30	30	30	30	30	30	30	30
15"	15"	15"	15"	15"	15"	15"	15"	15"	15"	15"	15"
15'	14'	15'	15'	15'	13'	14'	17'	13'	17'	16'	17'

Amaretto Décor

Earth Décor

Wheat Décor

Ella Maple

Legacy Cherry

### Standards

- Awning with Drip Rail and Spouts
- Microwave with Turntable
- 13,500 BTU A/C
- 6 Cubic Foot Double Door Refrigerator
- Cable Hook Up
- Oven
- Night Shades
- Black Glass Refrigerator Front
- AM/FM/CD/DVD Player with USB Port
- Sink Cover
- Exterior Shower
- 4 Stabilizer Jacks
- 15" Tires
- 6 Gallon Gas/Electric DSI Water Heater
- Black Tank Flush
- Tinted Windows
- Outside Speakers
- Accent Border Tape
- Roller Ball Bearing Drawer Guides
- Innerspring Mattress
- Diamond Plate Rock Guard on Front
- Skylight Over Tub

- Heated Tanks and Enclosed Underbelly
- Bedsread
- Headboard
- Monitor Panel
- Ultrulube® Axles
- Power Vent in Bath
- TV Antenna with Booster
- Patio Door Light
- 30 Amp Service
- 30 lb. LP Bottles and Cover with Flip Up Access Lid
- Radius Entry Door
- 1 Piece Seamless Roof
- Gas Struts on Bed Base
- Hard Valances
- Triple Steps
- Rear Bumper with Sewer Hose Storage
- Solid Wood Framed Mortise and Tenon Glazed Cabinet Doors
- Large Overhead Cabinets
- Free Standing Residential Sofa
- High Rise Faucet
- Beauflo® Linoleum
- Halogen Lights in Main Slide Out

### Options

- Bedroom Slide (301FK Only)
- Paint Package (LX Only)
- Solid Surface Kitchen Countertops (LX Only)
- Countertop Extension (N/A on 220KS and 265KS)
- Solid Surface Countertop Extension
- U-Shape Dinette (240RBS Only)
- Fan-Tastic Vent® (Bedroom and Bathroom)
- Outside Grill
- 19" or 26" LCD TV
- Bike Rack/Cargo Carrier (N/A on 260RLS)
- Side Ramp Door (289KS Only)
- Ramp Door Extension (289KS Only)
- Pull Down Screen Wall (289KS Only)
- Spare Tire/Carrier/Cover
- Air Bed Hide-A-Bed (280RLS, 301FK, 300RBS, 318BHS, 321BHS, 323CSS, and 324BHS)
- Bunk Ladder and Railing (318BHS, 321BHS, and 324BHS) (N/A with Jiffy in Bunk)
- Satellite Preparation

- Table and Chairs with Leaf (N/A on 220KS, 261RKS, 265KS, 281BHS, and 289KS)
- 15,000 BTU A/C
- Power Awning
- Jiffy Sofa with Flip Up Bunk (318BHS and 321BHS)
- Flex Foil Insulation
- Power Front/Rear Stabilizer Jacks and Tongue Jack
- Goodyear® Tires (5)
- Equa-Flex™ Suspension
- Outside Kitchen (324BHS Only)
- Bunks and Dinette (324BHS Only)
- Katching ZZ's Mattress Upgrade
- Choice of Legacy Cherry or Ella Maple Wood

### LX Package


- Aluminum Wheels
- Fiberglass Front Cap
- Assist Grab Handle
- Raised Panel Refrigerator Door
- Foot Flush Toilet
- LCD Flat Screen TV



Model 240BHS with a large easy access rear bike storage door. With dual bunks that fold up and out of the way, now bulky cargo is no problem.



Models 321BHS and 300RBS provide the ultimate answer to entertaining – an outdoor kitchen with a range top, sink, refrigerator and storage.



The optional Bike Rack/Cargo Carrier offers you even greater versatility for those "extra" items you don't want to leave at home.

### ASK ABOUT OUR 2-YEAR LIMITED WARRANTY!



**Dealer Satisfaction Index:** Ratings of manufacturers, by dealers, have consistently awarded KZ top honors for excellence of design, reliability, overall quality and value, communications and dealer support.

Dealer:



For more product details and in-depth information, visit us on the web at [www.kz-rv.com](http://www.kz-rv.com)

0985 N 900 W • Shipshewana, IN 46565  
E-mail [kz@kz-rv.com](mailto:kz@kz-rv.com) • [www.kz-rv.com](http://www.kz-rv.com)

*Due to continual research and advances, manufacturer reserves the right to change specifications, design, price and equipment without notice, and assumes no responsibility for any error in this literature. Some items shown are not included as standard or optional equipment.*

©2011KZ | 10/07/11 | 75M