



By  Enterprise, Inc

QUALITY PARK TRAILERS

SINCE 1986



**GREAT
IDEAS FOR
LIVING SPACES**
learn more @
HLEnterpriseInc.com



IMAGINE YOURSELF ENJOYING
your weekends away from the worries of the busy world. Whether your goal is to create an environment to spend quiet time next to a warm, cozy fireplace or entertain friends into the evening hours, HL works with you to design your perfect HOME. Why settle for less? Our Floor Plan Designs bring YOUR DREAMS to life, helping you create fond memories of quality time spent with family and friends.

"It's exactly what we wanted"



Our side corner bath offers privacy without sacrificing functionality. Our one-piece fiberglass shower or garden tub and large lav base will accommodate your needs.



The large entertainment center with optional fireplace not only gives ample storage and space for your large TV, it adds to the open feel of the living room area.



YOU KNOW WHAT YOU WANT...

And we're here to make it happen. HL specializes in flexible designs that result in Hy-line park trailers that not only suit your needs, they exceed your expectations.

We believe that a vacation or second home should be built with premium materials and high-end features, so that it doesn't just feel like home, it IS home.

PICK YOUR FLOOR PLAN

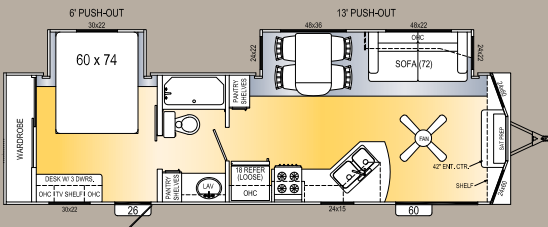
WHAT IS IMPORTANT TO YOU?

FEATURED FLOORPLANS

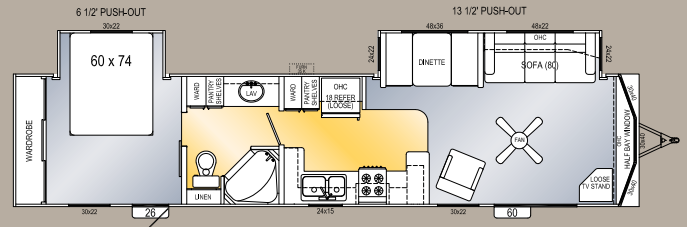
WHAT'S MOST IMPORTANT TO YOU?

- Bunks for the kids?
- A large gourmet kitchen perfect for romantic dinners as well as entertaining friends?
- A comfy recliner set perfectly in front of a built-in entertainment center with flat screen TV... ideal for enjoying the big game with friends and family.
- Cabinets, cabinets, and more cabinets... You can never have enough space.

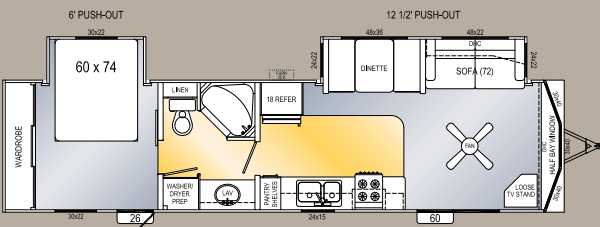
Choose one of our most popular layouts for your best value.



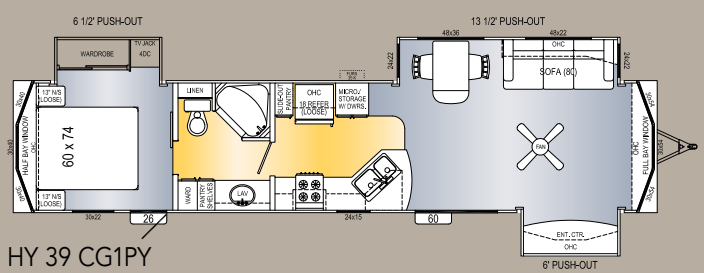
HY 32 FL5B



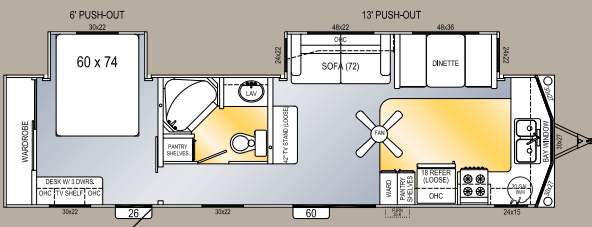
HY 39 CG1PC



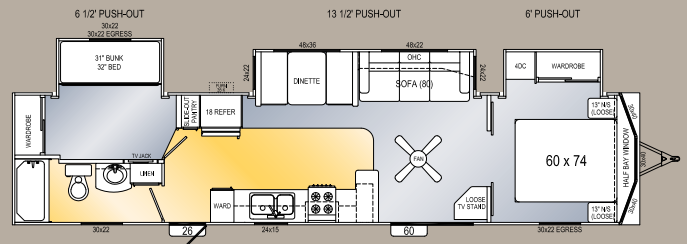
HY 35 CB1PA*



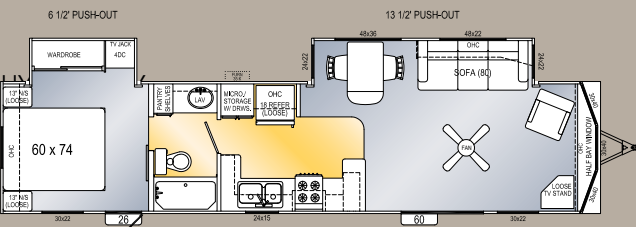
HY 39 CG1PY



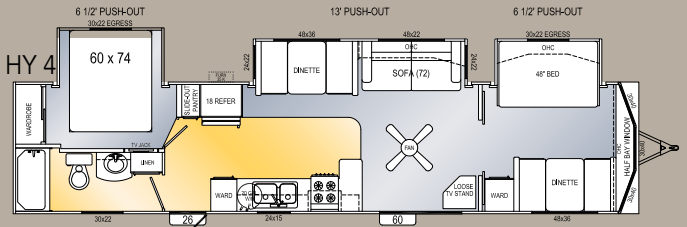
HY 35 FE1PD



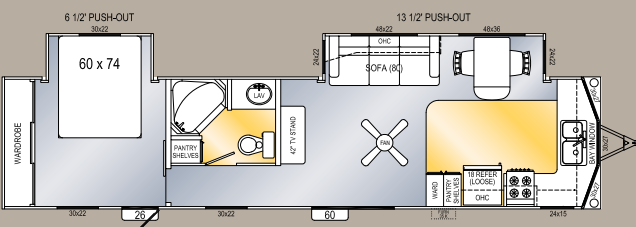
HY 39 CR2PA*



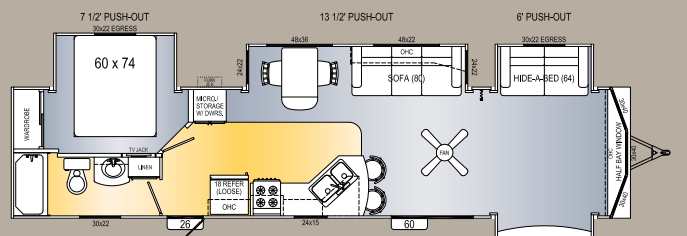
HY 38 CS1PE*



HY 39 CR2PJ

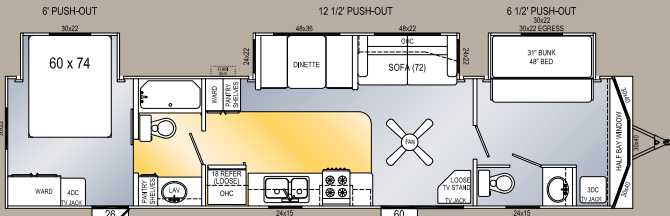


HY 38 FE1PA

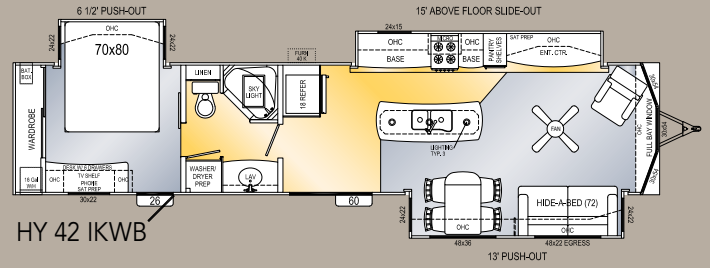


HY 39 CR2PO

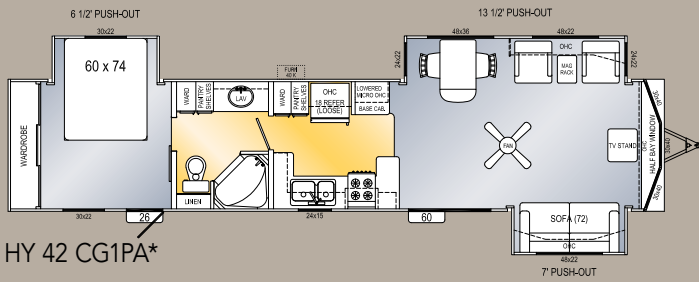
*shown with optional kitchen



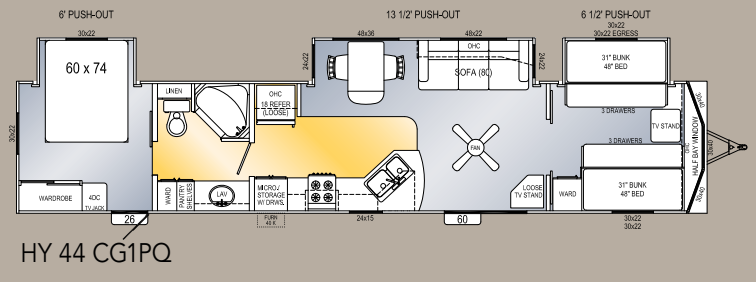
HY 39 SPEC 54



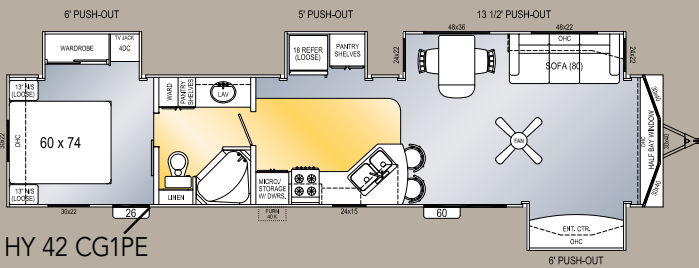
HY 42 IKWB



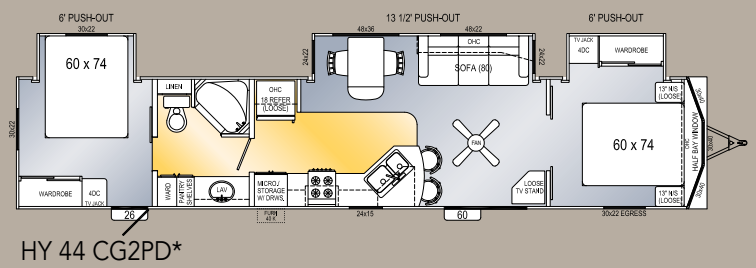
HY 42 CG1PA*



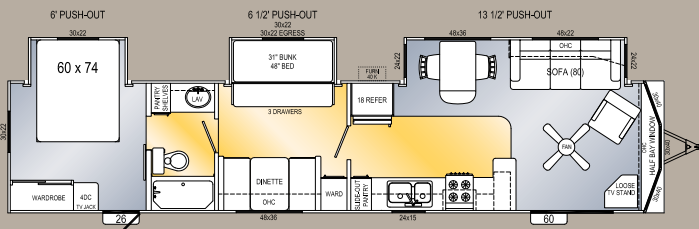
HY 44 CG1PQ



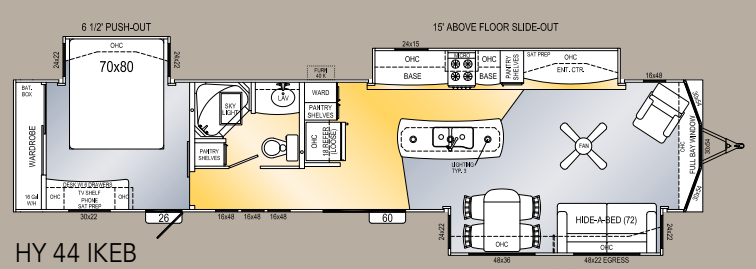
HY 42 CG1PE



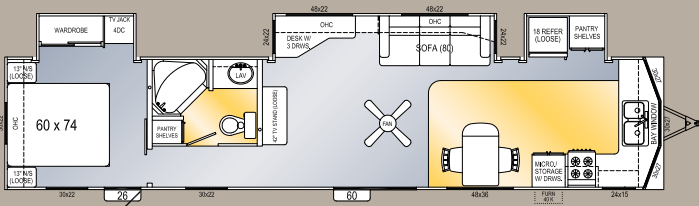
HY 44 CG2PD*



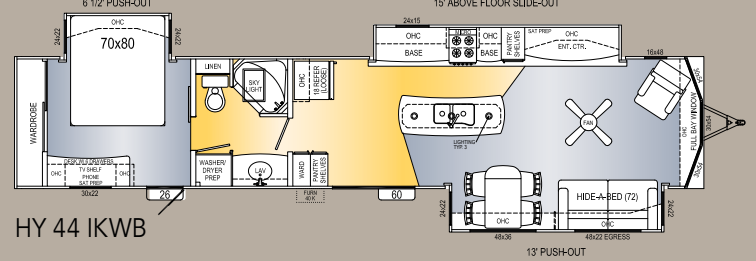
HY 42 CS2PD*



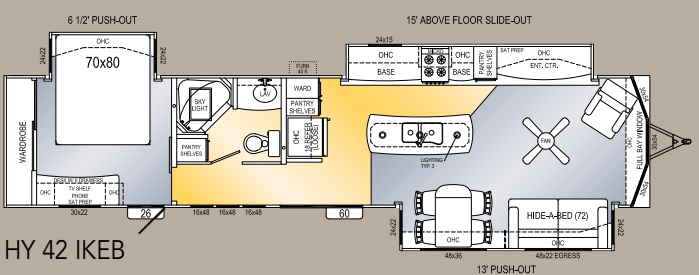
HY 44 IKEB



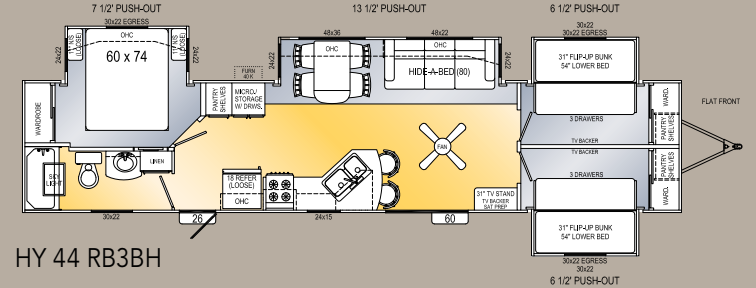
HY 42 FE1PE



HY 44 IKWB



HY 42 IKEB



HY 44 RB3BH

You will enjoy ample storage in our deep drawers with smooth roller guides. Most models are equipped with several of these large storage savers.



Many of our models provide the most spacious and luxurious kitchens and living areas offered in the industry. Shown with cherry cabinets and optional solid surface countertops



Spacious seating and dining areas provide hours of entertainment and conversations over meals.

Let the kids have their own rooms in our newly designed 3 BEDROOM model. It can sleep up to 10 people comfortably!

STANDARD FEATURES

EXTERIOR & CONSTRUCTION FEATURES

- 96" Ceilings
- Detachable Hitch
- Spring Axles & I Beam Frame
- 2" x 4" Floor Joists with 5/8" Tongue & Groove Plywood Floor Decking
- Baton Floor & Ceiling Insulation
- Bay Front Windows
- (2) 30 lb. Bottles w/Regulators
- Flush Floor Push Outs
- 76" Patio Door
- Porch Light w/Switch
- Deluxe Graphics
- Deep Tinted Radius Windows
- Rubber Roof Membrane
- Truss Roof w/ 3/8" Decking
- Full Underbelly Wrap
- 110v GFI Outside Recept
- 50 Amp Electric Service
- 25' Electrical Supply Cord
- 110 v Lighting
- Cable TV Jacks - Living Room & Bedrooms
- City Water Hook Up

INTERIOR FEATURES

- Wainscot & Chair Rail
- Deluxe Crown Ceiling Molding In Living Room & Kitchen
- 110v or hi eff. LED Lighting
- Residential Table & Chairs
- Large Picture Window at Dining Area
- Dinette Booth *
- Residential Sofa
- Residential Rocker (His) *
- Designer Bar Stools
- Queen Bed w/Lift
- 48" Bed/Twin Beds & Bunks
- Bed Spread(s)
- Full Mirrored Wardrobe *
- Deluxe Cloth Valances w Side Drapes
- Mini Blinds
- Vertical Blinds at Patio Door
- Upgrade Congoleum Linoleum
- Shaw Plush Carpet w/Pad
- Laminated Counter Tops and Back Splashes
- Oil Rubbed Bronze Hardware
- Ball Bearing Roller Drawer Guides
- Mortise & Tenon Solid Wood Cabinet Doors
- Adjustable Pantry Shelves In Kitchen
- Ceiling Fan w/Light Kit
- Floor Ducted Heating
- Carbon Monoxide, LP & Smoke Detector

KITCHEN, BATH & APPLIANCES

- All Black Appliances
- 18 Cu. Ft. Frost Free Refrigerator
- Deluxe Park Model Range
- 13,500 BTU Ducted Air (32' to 29.5' Units)
- 15,000 BTU Ducted Air (42' to 44' Units)
- 35,000 BTU Furnace (32' to 38' Units)
- 40,000 BTU Furnace (39.5' to 44' Units)
- 20 Gallon Electric Water Heater w/By-Pass Plumbing
- Fiberglass One Piece Tub/Shower
- Residential Toilet
- Power Bath Vent w/Switch
- Medicine Cabinet w/Towel Bar / Towel Bar / Tissue Holder
- Deep Double Bowl Acrylic Kitchen Sink
- High Rise Kitchen Faucet
- Range Hood w/Light & Fan

Some Models* / See Floorplans **



POPULAR OPTIONS

EXTERIOR OPTIONS

- (Gel Coat) Fiberglass Exterior
- Stabilizer Jacks
- Triple Steps
- Awning 16' - 20'
- Awning 20' - 24'
- Awning Center Support
- Power Awning
- Double Insulation Floor & Ceiling
- Thermo-Pane Windows
- Form Core Insulation
- Electric Slide Out Rooms
- Full Bay Front Windows
- Rear Bay windows
- Swing Out Grab Assist Handle
- Holding Tanks w/Monitor Panel
- Fully Self Contained
- TV Antenna w/Booster
- Thermo-Pane Patio Door
- Comfort Air Vent w/Remote
- Skylight in Shower
- Alumadome

INTERIOR OPTIONS

- Cherry Wood Interior
- Wood Plank Linoleum
- Designer Decor Package
- Designer Box Valances
- Day / Night Shades
- Extra Interior / Exterior Recepts
- Extra Ceiling Fan
- Slide Out TV Tray
- Adjustable Pantry Shelves
- Slide Out Pantry
- Extra Wardrobe
- Extra Overhead Cabinet
- Entertainment Center
- Desk w/Drawers
- Single / Double Chest

ELECTRICAL OPTIONS

- Stereo CD Player
- DVD w/Surround Sound Bar
- Fire Place w/Remote

- 32" Flat Screen TV
- Prep for Satellite
- Extra Recept
- Phone Jack

KITCHEN, BATH & APPLIANCE OPTIONS

- Stainless Steel Appliances
- Dishwasher (Black)
- Microwave
- Ice Maker
- Flip Up Counter Ext.
- Garden Shower w/Glass Shower Door
- Prep for Washer & Dryer
- Washer / Dryer
- Sink cover
- 15,000 BTU Ducted Air
- 2nd Roof Air
- 40,000 BTU Furnace *
- 10 Gal. Gas / Electric Water Heater w/DSI & By-Pass
- On Demand Hot Water System

FURNITURE OPTIONS

- Table w/2 Chairs *
- 2 Extra Chairs
- Dinette Booth *
- Hide-A-Bed
- Inflatable Hide-A-Bed
- Extra Hide-A-Bed
- Designer Bar Stools
- End Table / Magazine Rack
- Swivel Rocker (His)
- Standard Recliner
- Swivel Glider Recliner
- Leather Recliner w/Ottoman

MISC OPTIONS

- Flip Floor Plan End to End
- Flip Floor Plan Side to Side
- Custom Floor Plan Charge

(*) Denotes Standard or Available in Some Models



By  Enterprise, Inc

21674 Beck Drive ■ Elkhart, In 46516
574.294.1112 ■ 574.293.4672 fax

WWW.HLENTERPRISEINC.COM

HyLine complies with standards for RV ANSI #A119.2 and/or P.T. ANSI/#A119.5 and national Electrical code ANSI/NFPA #79. As well as Canadian CSA Standards. Units Compliant with other International Standards are available upon request.

Due to our continual product improvement efforts, product details and specific components are subject to change without notice.

■ YOUR HY-LINE DEALER ■