

ASTORIA

Astoria fifth wheels and travel trailers deliver highly visible, value-driven standard features. The designs are timeless, yet forward trending to address your desire for comfort and style.

Features in Astoria

- **Upgraded Kitchen Package** - residential appliances, high rise faucet, stainless steel farm style sink, pull out kitchen trash can, pantry, coffee hutch with pop up power station.
- **All-Weather Thermal Package** - fully enclosed and force-heated underbelly that delivers cold-weather campers with two layers of insulation and enclosed gate valves. With this kind of protection for your RVs vital components, your vacation plans don't have to be confined to summer.
- **Power Plus Package** - power stabilizer jacks, power tongue jack, power awning.
- **First Class Construction** - fully welded aluminum framing and vacuum bonded exterior which is superior to other processes, ensuring the integrity of the Astoria.

Astoria Travel Trailer


EXTERIOR FEATURES:

- Tinted Safety Glass Windows
- Fiberglass Cap w/ Windshield
- Outside Speakers w/ TV Bracket
- Large Tinted Windows
- Pass Thru Storage
- 2" Receiving/Towing Hitch (Select Models)
- Vacuum Bonded Lamination
- Premium Folding Entry Step
- Exterior Spray Port
- Heated and Enclosed Underbelly
- Battery Disconnect
- Under Mount Spare Tire
- Aluminum Rims
- Black Tank Flush

INTERIOR FEATURES:

- Arched Interior Ceiling
- 6 Gallon Gas/Electric DSI Water Heater
- High Rise Pull-Out Faucet w/ Sprayer
- 8 cu. ft. Double Door Refrigerator
- One-Piece Kitchen Countertops
- Stainless Steel Appliances
- Full Wall Acrylic Backsplash
- Kitchen Countertop Extensions (Select Models)
- Convertible U-Shaped Dinette
- 30" Glass Fireplace
- 40" LED TV
- Theatre Seating/Tri-Fold Sleeper Sofa
- King Size Bed w/ Gas Struts
- Pop Up Power Station
- Roller Shades
- 36" Pocket Doors (Where Applicable)

Standard Features In Astoria Travel Trailer Floor Plan



ASTORIA TRAVEL TRAILER 2203RB
Length: 26' 10" Weight: 5,661 lbs.
Sleeps: 2-3 Hitch: 735 lbs. Height: 11' 5"



ASTORIA TRAVEL TRAILER 2703RB
Length: 31' 11" Weight: 6,587
Sleeps: 4-6 Hitch: 888 Height: 11' 5"



ASTORIA TRAVEL TRAILER 2903BH
Length: 33' 9" Weight: 6,857 lbs.
Sleeps: 8-10 Hitch: 794 lbs. Height: 11' 2"



ASTORIA TRAVEL TRAILER 2913FK
Length: 31' 0" Weight: 7,387 lbs.
Sleeps: 2-4 Hitch: 1,092 lbs. Height: 11' 5"



ASTORIA TRAVEL TRAILER 3203BH
Length: 36' 10" Weight: 7,820 lbs.
Sleeps: 8-10 Hitch: 999 lbs. Height: 11' 2"



Astoria Fifth Wheel

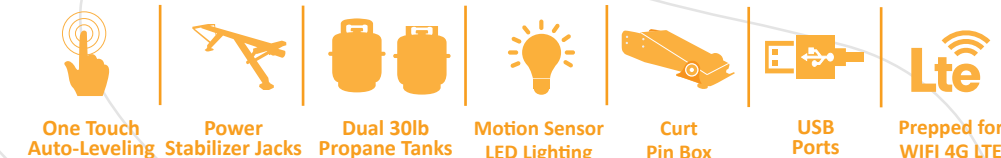
EXTERIOR FEATURES:

- Power Awning w/ LED Lights
- Tinted Safety Glass Windows
- Fiberglass Cap w/ Windshield (1500 Series)
- Outside Speakers
- Pass Thru Storage
- 2" Receiving/Towing Hitch
- Vacuum Bonded Lamination
- Exterior Spray Port
- Heated and Enclosed Underbelly
- Battery Disconnect
- Slam Latch Baggage Doors
- Premium Folding Entry Step
- Dual Door Side Awnings (Select Models)
- Aluminum Rims
- Black Tank Flush

INTERIOR FEATURES:

- 6 Gallon Gas/Electric DSI Water Heater
- High Rise Pull-Out Faucet w/ Sprayer
- 8 cu. ft. Double Door Refrigerator (1500 Series)
- 12 cu. ft. 4 Door Refrigerator (Platinum Series)
- 3 Burner Range w/ Glass Cover & 21" Oven
- Stainless Steel Appliances
- Full Wall Acrylic Backsplash
- Stainless Steel Farm Sink w/ Apron (Island Models Only)
- Solid Surface Countertops w/ LED Backlighting (Platinum Series)
- 40" Glass Fireplace
- 50" LED TV
- Theatre Seating
- King Size Bed
- Pop Up Power Station
- Hardwood Slide Fascia w/ LED Backlighting
- Washer/Dryer Prep (Platinum Series)

Standard Features In Astoria Fifth Wheel Floor Plan



PLATINUM SERIES



ASTORIA PLATINUM FW 3173RLP
Length: 35' 11" Weight: 9,909 lbs.
Sleeps: 3-4 Hitch: 2,275 lbs. Height: 12' 2"



ASTORIA PLATINUM FW 3553MBP
Length: 39' 11" Weight: 11,300 lbs.
Sleeps: 8-10 Hitch: 1,900 lbs. Height: 12' 6"



ASTORIA PLATINUM FW 3603LFP
Length 40' 9" Weight: 11,338 lbs.
Sleeps: 6-8 Hitch: 2,259 lbs. Height: 13' 0"



ASTORIA PLATINUM FW 3803FLP
Length: 42' 9" Weight: 11,338 lbs.
Sleeps: 4-6 Hitch: 3,092 lbs. Height: 12' 11"

1500 SERIES



ASTORIA 1500 FW 2503REF
Length: 29' 11" Weight: 7,804 lbs.
Sleeps: 2-3 Hitch: 1,437 lbs. Height: 12' 5"



ASTORIA 1500 FW 2943BHF
Length: 33' 10" Weight: 8,627 lbs.
Sleeps: 6-8 Hitch: 1,558 lbs. Height: 12' 6"



ASTORIA 1500 FW 2993RLF
Length: 33' 11" Weight: 9,157 lbs.
Sleeps: 3-4 Hitch: 1,587 lbs. Height: 12' 10"



ASTORIA 1500 FW 3343BHF
Length: 37' 10" Weight: 10,231 lbs.
Sleeps: 6-8 Hitch: 2,001 lbs. Height: 12' 11"

*All information & specifications are for units manufactured after 03/01/2021

ASTORIA

Soul of the RV

Whether a weekend getaway or an extended season, the Astoria will renew your spirit. With more standard features and a focus on quality, value, and design, find your soul of the RV.



INTERIOR DECORS



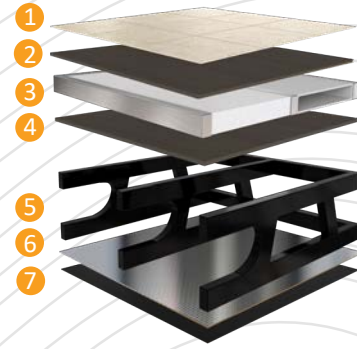
Bayport Lexington Flooring Woodgrain Countertops



DUTCHMEN® CONSTRUCTION ADVANTAGE


HyperDeck Floor Structure

- 1 Linoleum Flooring
- 2 HyperDeck Composite Floor Decking
- 3 Higher Density Foam Core
- 4 HyperDeck Composite Floor Decking
- 5 Steel powder coated main I-Beam Frame
- 6 Foil Barrier (FW Only)
- 7 Fully Enclosed Underbelly




Vacuum Bonded Laminated Walls

- 1 Fiberglass Exterior Panel
- 2 Luan Wall Backing
- 3 Aluminum Frame with Block Foam Insulation
- 4 Luan Interior Wall Panel



Roof Structure

- 1 TPO Roof
- 2 3/8" Decking
- 3 Foil Barrier (FW only)
- 4 Fiberglass Insulation
- 5 Luan Interior Panel



Your Dealer

PO BOX 2000 | 2164 CARAGANA COURT | GOSHEN, IN 46527 | SALES 574.537.0600

www.dutchmen.com

Visit us online to see all the Dutchmen brands, innovative models and spacious floor plans.



MORE STANDARD FEATURES MORE VALUE

Everything we put into our innovative floorplans are designed to maximize storage and comfort. We don't stop there, to ensure peace of mind after the purchase we have the industry's best RV warranty, 100% pre-delivery inspection, and the leader in parts and service. While other manufacturers offer features as options, we prefer to make those same features standard.

We've built a reputation for bringing RV owners more standard features for less money for over 25 years, and it's a reputation we plan to keep.



100%
PRE-DELIVERY
INSPECTION

At Dutchmen, quality is standard. Every single Dutchmen RV that comes off the line receives its own pre-delivery inspection. Every unit undergoes a thorough 253-point check to ensure accurate measurements, fully-functional electronics and components.



THE INDUSTRY'S
BEST
RV WARRANTY

With this industry-best warranty, we take the guessing game out of what is and isn't covered. So, that means you don't have to wrangle over the details, because we deliver value by clearly outlining the major components we back during the first three years.




THE LEADER IN
PARTS AND SERVICE

Replacement parts. Routine checkups. Expert advice. You name it and we've got it covered. When only the best RV services will suffice, our industry-leading parts and service department is ready to help you get back on the road - and stay there longer than ever before.

Length is defined as the distance from the centerline of hitch pin/coupler to rear bumper of trailer. **Our weights represent how most units are built, inclusive of many commonly-ordered options. ***Fresh water capacity includes water heater capacity.

DISCLAIMER: Product information is as accurate as possible as of the date of brochure publication. All features, floor plans and specifications in this brochure are subject to change without notice. Please consult Dutchmen's website at www.Dutchmen.com for current product information and specifications. Tow Vehicle Disclaimer. CAUTION: Owners of Dutchmen recreational vehicles are solely responsible for the selection and proper use of tow vehicles. All customers should consult with a motor vehicle manufacturer or their dealer concerning the purchase and use of suitable tow vehicles for Dutchmen products. Dutchmen disclaims any liability or damages suffered as a result of the selection, operation, use or misuse of a tow vehicle. DUTCHMEN'S LIMITED WARRANTY DOES NOT COVER DAMAGE TO THE RECREATIONAL VEHICLE OR THE TOW VEHICLE AS A RESULT OF THE SELECTION, OPERATION, USE OR MISUSE OF THE TOW VEHICLE. REFERENCE DUTCHMEN MANUFACTURING OWNERS MANUAL FOR LIMITED WARRANTY DETAILS. © 2021 Dutchmen 10-01-2021-Astoria-Printed in U.S.A MY2022



ASTORIA

Fifth Wheels & Travel Trailers

INCLUDING THE
1500 & PLATINUM SERIES

