

# FUZION

FIFTH WHEEL TOY HAULERS



Keystone RV  
Company

[KEYSTONERV.COM/FUZION](http://KEYSTONERV.COM/FUZION)



## CROSSOVER TO LUXURY

Today's "toy haulers" are a far cry from the industrial-looking man caves of a decade ago. The Fuzion fifth wheel toy hauler offers all the features of high-end conventional fifth wheels in addition to almost unlimited cargo hauling capability and convenience. These new models from Keystone can truly be called luxury crossover vehicles.



## 5K INTER-LOCK SYSTEM

Fuzion's 5K Inter-Lock system is the most rugged, toughest tie-down you can find in any toy hauler. Welded into the frame, each tie down can support 5000 pounds. Because your toys are important, be sure your new toy hauler is a Fuzion with the 5K Inter-Lock system.



Watch our exclusive video of the 5K Inter-Lock System being put the test!

**KEYSTONERV.COM/FUZION**











FZ390 SHOWN IN SANTA FE DECOR



FZ371 BATHROOM & WARDROBE SLIDE

## FUZION INTERIORS

The **FUZION GLIDE-A-BED SYSTEM** is an industry exclusive system that gives you full walk around convenience on our North / South King Bed floorplans. All King Beds are 72"x80" true residential size king beds.

Fuzion is the *FIRST* and *ONLY* toy hauler in the industry to offer this exclusive technology.







FZ371 SHOWN IN SANTA FE DECOR



FUZION EXCLUSIVE GLIDE-A-BED SYSTEM SHOWN IN THE FZ371



FZ390 RESIDENTIAL SHOWER



- |   |   |  |
|---|---|--|
| 1 Light weight, rear gate 3,000 lb. capacity w/ spring assist | 12 Aluminum wrapped A/C duct                        | 24 Front cap designed for better turning radius          |
| 2 Electric rear stabilizer jacks                              | 13 Aluminum radius roof transition molding          | 25 Hitch vision  |
| 3 Dove tail storage bin                                       | 14 Vented attic                                     | 26 102" Wide-body  |
| 4 Tuff ply flooring in garage                                 | 15 Dual Electric awnings                            | 27 10" or 12" Steel Twin I-Beam FRAME                    |
| 5 16" E-rated radial tires                                    | 16 Expanded Polystyrene (EPS) Block Foam Insulation | 28 FULL Walk-On Roof                                     |
| 6 Aluminum wheels   | 17 2" double welded aluminum wall studs             | 29 Aluminum Framed, Fully Laminated Fiberglass Sidewalls |
| 7 7,000 lb. axles   | 18 5/8" one piece decking in living area            | 30 Radiant-Foil Insulation                               |
| 8 15,000 BTU A/C  | 19 3" welded aluminum floor                         | 31 Aluminum Frame floor joist                            |
| 9 3/8" OSB roof decking                                       | 20 Fluted polypropylene enclosed underbelly         | 32 Slam latch Baggage Doors                              |
| 10 Rolled fiberglass insulation                               | 21 Double layer luan w/ staggered seams             | 33 5K Inter-Lock System                                  |
| 11 5" wood trusses 16" on center                              | 22 High-gloss exterior                              |  |
|   | 23 Optional 6-Point Level Up by Lippert             |  |

*Welded into the frame, each tie down can support 5000 pounds. Because your toys are important, be sure your new toy hauler is a Fusion with the 5K Inter-Lock system.*

## FUZION CONSTRUCTION

*Superior construction to provide long lasting durability means you will*

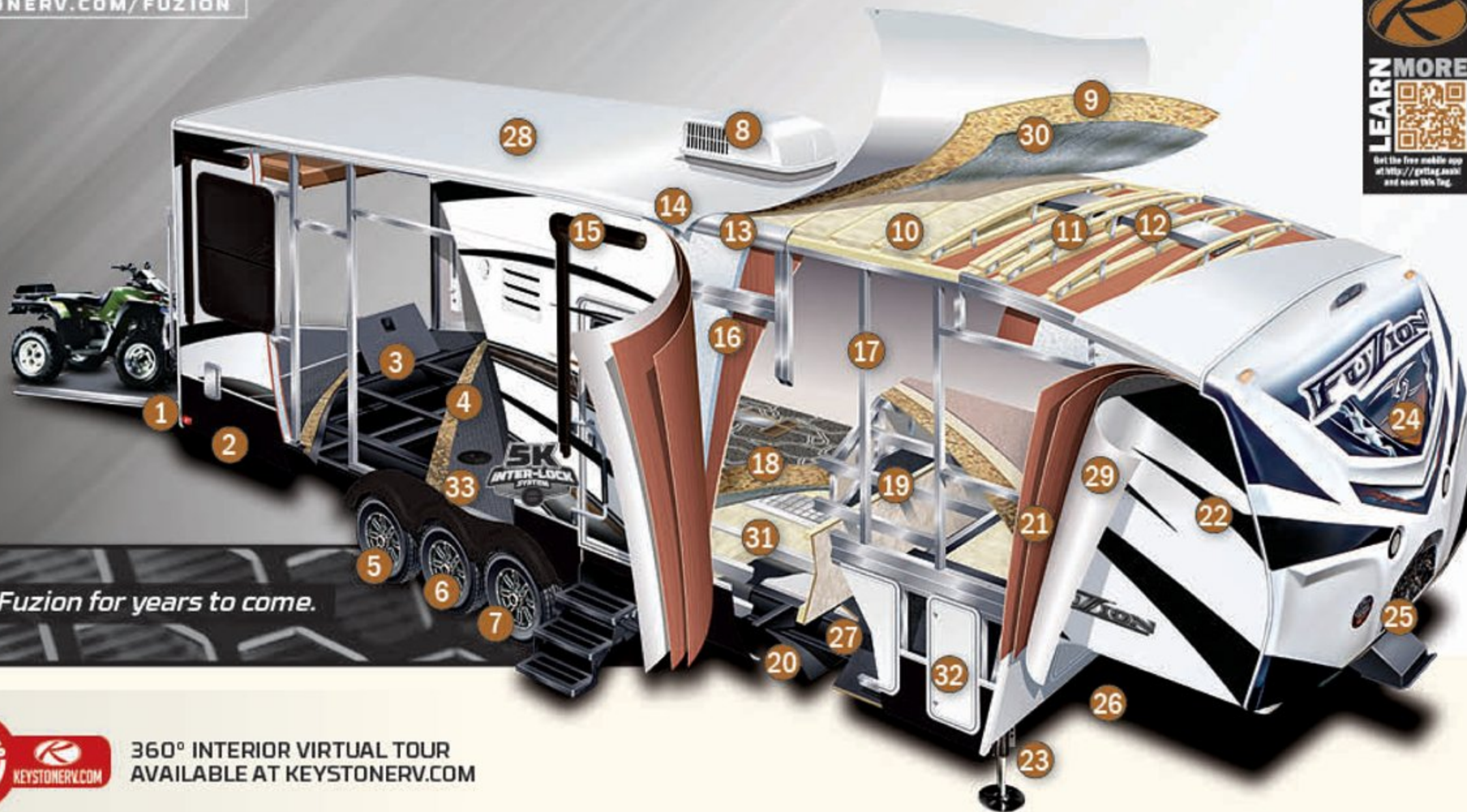


## 6 POINT HYDRAULIC AUTO LEVELING SYSTEM

This system has the strength to lift 60,000 lb. off the ground-need to change a tire? No problem! Most importantly though, is the ease of use. One touch and the coach levels itself.

It also remembers the point at which you unhook from the truck so when it comes time to hitch back up-press a button and you are back at that height! Other brands use an electric system which is slower, weaker, and you have to pull the pins on all 6 legs to get them to drop!






enjoy your Fuzion for years to come.



360° INTERIOR VIRTUAL TOUR  
AVAILABLE AT KEYSTONERV.COM



SANTA FE DECOR



ONYX DECOR



TITANIUM DECOR



# FIFTH WHEEL FLOORPLANS

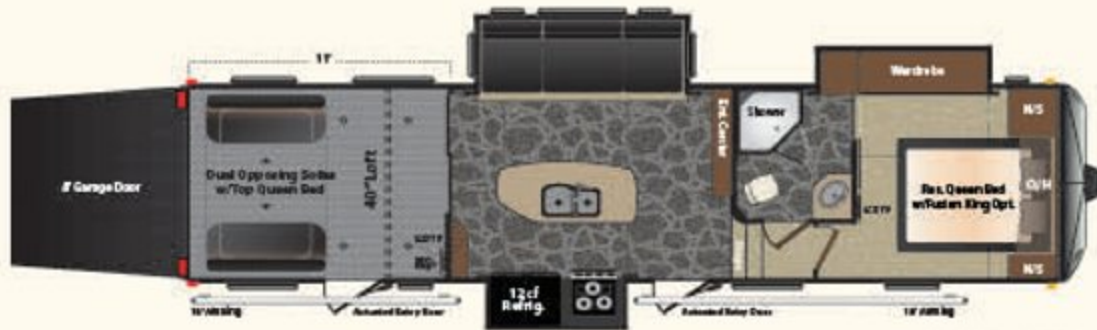
KEYSTONERV.COM/FUZION



310



390



331



395



342



401



371



404



# BLIZZARD PACKAGE

KEYSTONERV.COM/FUZION



Fuzion's Blizzard Package offers the best in the industry when it comes to high tech insulation. Don't be fooled by advertisements which claim "Tested to Zero Degrees". Ever ask them if it passed or failed? Fuzion's Blizzard Package is the real deal with R31 "Radiant Foil Technology". This insulation is used in the floor, wrapped around all of the holding tanks, used in the ceiling and wrapped around the front of the unit under the cap and in the gooseneck floor resulting in an R-factor of 24 under the bedroom. At Fuzion, we also use RFT R-24 in the slide rooms as well. To enhance the RFT's ability to maintain temperatures, we duct heat into the garage and the pass through compartment. This process exceeds most of the competition who claim the compartments are heated while it is only a heat duct passing through without a register delivering hot air! Fuzion also installs two attic vents helping to eliminate the possibility of condensation build up in the roof insulation.

## FIFTH WHEEL SPECIFICATIONS

MODEL	310	331	342	371	390	395	401	404
SHIPPING WEIGHT	12004	12725	12988	13140	15185	14074	TBD	14405
CARRYING CAPACITY	4496	3775	3462	3360	2815	3926	3145	3595
HITCH WEIGHT	2870	3015	3090	3030	3410	3100	TBD	3335
EXTERIOR LENGTH*	35' 7"	37' 7"	37' 7"	38' 11"	42'	40' 6"	42'	42'
EXTERIOR HEIGHT	13' 1"	13' 1"	13' 1"	13' 3"	13' 3"	13' 3'	13' 3'	13' 3"
FRESH WATER	112	112	112	112	112	112	112	112
WASTE WATER	43	43	43	43	86	86	43	43
GRAY WATER	86	86	86	86	76	43	86	75
LPG CAPACITY LB.	60	60	60	60	60	90	60	60
TIRE SIZE	ST235/80R16E	ST235/80R16E	ST235/80R16E	ST235/80R16E	ST235/80R16E	ST235/80R16E	ST235/80R16E	ST235/80R16E

DISCLAIMER: Product information is as accurate as possible as of the date of publication of this brochure. All features, floor plans, and specifications in this brochure are subject to change without notice. Please also consult Keystone's web site at [www.keystonerv.com](http://www.keystonerv.com) for more current product information and specifications. Tow Vehicle Disclaimer. CAUTION: Owners of Keystone recreational vehicles are solely responsible for the selection and proper use of tow vehicles. All customers should consult with a motor vehicle manufacturer or their dealer concerning the purchase and use of suitable tow vehicles for Keystone products. Keystone disclaims any liability or damages suffered as a result of the selection, operation, use or misuse of a tow vehicle. KEYSTONE'S LIMITED WARRANTY DOES NOT COVER DAMAGE TO THE RECREATIONAL VEHICLE OR THE TOW VEHICLE AS A RESULT OF THE SELECTION, OPERATION, USE OR MISUSE OF THE TOW VEHICLE. \*Length is defined as the distance from the centerline of hitch pin/coupler to rear bumper of trailer. 11.2013



## FUZION PATIO SYSTEM (OPTIONAL)



Fuzion's ramp converts to a patio complete with awning and side railing. The patio is integrated into the ramp door for easy set up.

Designed for quick assembly and disassembly. Watch our exclusive patio system how to video online and see just how easy it is.

[KEYSTONERV.COM/FUZION](http://KEYSTONERV.COM/FUZION)



## FULL BODY PAINT OPTIONS

Set your Fuzion apart with our stunning full body paint option. Our Automotive quality fully painted exterior is a great way to customize your Fuzion.



## GREAT FEATURES

Offering you great features inside and out Fuzion is designed to be thoroughly modern & sophisticated. Exceed your expectations and take on any activity with a Fuzion



LED Lighting Throughout



Tinted Frameless Windows



Multi Function Remote Control System



Dual Air Conditioners with Climate Control & Heatstrip in garage



G Rated Radial Tires with Aluminum Rims (Chrome Std., 371 Std.)



Fuzion Sliding Patio Door with Privacy Shade (Chrome Std., Optional on Fuzion)





### 5,000 lb. Frame Welded Tie Downs

### *Glide-A-Bed King Bed System*

### CNC Routed Walls for Precision Window, Door & Slide Fittings

### Dual Power Awnings w/LED Lighting

### Heat Strip in Garage A/C

### Multi Function Remote for Level Up, Slides, Awnings

### Premium Memory Foam Mattress

**Hardwood Passage Doors Throughout**

### Hardwood Fascia vs. Foam Filled Fascia

**Dual Ducted 15K A/C's w/Climate Control**

**6pt. Hydraulic Auto Level Up (Standard)**

## Frameless Windows

**Premium Brand Electronics - Inside & Outside**

**Residential 70/30 Split Stainless Steel Sink 12" Deep**

### Residential High Rise Kitchen Faucet w/Pull Out Spray

### LED Lighting Throughout

### Radius Roof Edge

**12"x2" Electric Brakes on Every Wheel**

**7,000 lb. Dexter EZ Lube Axles on All Floorplans**

### 14" Diamond Plate in Garage

### Vented Attics

### 100 Amp Converter

### 22" Oven

### True Steel Valve Stems

[illegible]

## STAY IN TOUCH



Visit us online to see all these great features. Fuzion is always just a touch away. You'll find 360 virtual tours, location of your nearest dealer, photos, videos and all of the latest information about Fuzion. Everything you need can be accessed anytime, day or night, from home or on the road. You can also find us on the Keystone RV facebook.

**KEYSTONERV.COM/FUZION**

**ADD IT UP! NO ONE COMPARES TO FUZION!**



## INTERIOR

- » Premium Bluetooth Compatible Stereo with CD/DVD Player, Flat Panel LED HDTV, Sound Bar with wireless sub, 2 All Weather Exterior Speakers, Sub-woofer in Enclosed Speaker Box, A & B Indoor/Outdoor Speaker Switch, Blue-Ray DVD Player
- » Fuzion Central Command Center
- » Dual Ducted 15,000 BTU A/C with Cold Air Dump
- » 2nd A/C with Heat Strip in Garage
- » Insulated A/C Ductwork
- » 30" Residential Microwave
- » 3 Burner Range Top and 22" Oven
- » 8 or 12 Cu. Ft. Refrigerator (per model)
- » Raised Solid Wood Refer Panel (8')
- » Professional Bottle Opener
- » Solid Surface Kitchen Sink Covers
- » Solid Cherry Cabinet Doors
- » Lumber-Core Cabinetry
- » Screwed Cabinetry - No Staples
- » Residential Cabinet Hardware
- » Solid Wood Drawer Frames
- » Solid Wood Passage Doors
- » Wood Blinds
- » 80lb. Rated Full-Extension Ball Bearing Drawer Guides
- » Recessed LED Puc Lighting Throughout
- » Residential Furniture
- » Night Shades
- » Multiple Sky Windows (most models)
- » 30" Wide Radius Entry Door with Screen
- » Multiple Cable TV Connections
- » Satellite Prep
- » Digital Splitters Throughout for HDTV
- » TV Antenna with Power Booster
- » Exterior Stereo Antenna
- » 60" x 80" Residential Size Queen Bed
- » Deluxe Memory Foam Mattress
- » Underbed Storage

- » Residential Shower Surround
- » Fireplace w/Surround (N/A 310)
- » Residential, Adjustable, Hand-Held Massaging Shower Fixture
- » Skylight Over Shower
- » Porcelain Toilet with Foot Flush
- » Power Exhaust Fan in Commode Room
- » Mirrored Medicine Cabinet
- » Steel Loft Bunk Ladder
- » 40" x 80" Residential Size Loft Mattress
- » LPG Detector
- » Carbon Monoxide Detector
- » Fire Extinguisher
- » GFI Duplex Receptacles

## EXTERIOR

- » Aerodynamic Fiberglass Front Cap with Lights and Improved Turning Radius
- » Attic Vents
- » Step Light
- » LED Security Lights
- » LED Cargo Ramp Loading Lights
- » Compartment Lights
- » LED Tail/Brake Lights
- » Frameless Tinted Safety Glass Windows
- » Crank Down Spare Tire and Carrier
- » Collapsible Roof Ladder
- » Dual Folding Entry Assist Handles with Padding
- » Dual Power Awning w/LED Lighting
- » LP Quick Connect

## GARAGE

- » Safety Glass 5' Patio Door with Screen and Privacy Curtain with Tie-Back (select models)
- » Washer/Dryer Prep (most models)
- » Diamond Plate Protection on Sidewalls
- » Metal RAM Air Vents (2)
- » 8' Spring Assisted Ramp Door
- » Gas/Oil Resistant Tuff-Ply Flooring
- » SK Inter-Lock System (5,000lb. Frame Welded Tie-Downs)
- » Ducted A/C, Ducted Heat
- » Fuel Station with 12V Pump, 30 Gallon Fuel Tank, and Static Line

- » Cable TV Jack
- » Night Shades

## EQUIPMENT

- » 7,000 lb. EZ Lube Axles
- » Flipped Axles
- » Electric 2" x 12" Brakes on Every Wheel
- » 16" Aluminum Wheels
- » 16" Load Range "E" Radial Tires
- » 12 Gallon Gas / Electric Water Heater with Direct Spark Ignition
- » Low-Rise Triple Entrance Step
- » Electric One Touch Awning w/LED Light Strip
- » 50 AMP Service with Detachable Marine Power Cord
- » 100 AMP Converter
- » 12 Volt Disconnect
- » Water Heater By-Pass
- » Black Tank Flush
- » Enclosed Termination Valves
- » Outside Shower with Hot and Cold Water
- » Generator Prep with Start/ Stop Switch, Hour Meter and Fuel Gauge
- » 35,000 BTU Furnace
- » Heated, Insulated, Enclosed Holding Tanks
- » Hydraulic Slide-Out System with Manual Override

## \*OPTIONS

- » 5500 Watt Generator
- » Double Electric Beds with Dual Opposing Sofas
- » 6pt. Level-Up System
- » 2nd A/C with Heat Strip
- » Dual Pane Frameless Windows
- » Rear Ramp Patio with Awning
- » Heat Pads for Tanks
- » Fuzion Full Body Paint
- » Sliding Rear Patio Door
- » King Bed Suite (N/A 342)
- » Glide-A-Bed System

Features Centrally Located in Convenience Center

# FUZION

WWW.KEYSTONERV.COM/FUZION



**Keystone RV  
Company**

WWW.KEYSTONERV.COM  
574.535.2100 • 2642 HACKBERRY DRIVE  
P.O. BOX 2000 • GOSHEN, IN 46527



Go RVing.