

# Springdale

by Keystone

## WESTERN EDITION

@SpringdaleRVs



**TRAVEL TRAILERS & FIFTH WHEELS**

MODEL YEAR 2017







**Keystone RV  
Company**

When Cole Davis founded Keystone RV in 1996 his vision was clear: Build a quality RV loaded with features priced thousands less than other RVs on the market. To accomplish his goal, Cole would recruit and build a strong team, focus on keeping overhead low, and empower the people closest to the customer to make decisions. Within a few short months after opening the doors, Keystone produced its very first camper. Delivering big on quality, features and value, the public fell in love and a star was born.

As customers appetite skyrocketed, new Keystone models were added to satisfy growing customer demand. Along with this tremendous growth came the need for expanded production. To meet this need, more manufacturing plants were built and staffed. By the beginning of 2000, Keystone was leading the industry in fifth wheel and trailer sales. Today, Keystone RV Company has grown to encompass over 1 million square feet of manufacturing space with facilities in Goshen, Indiana and Pendleton, Oregon. While Keystone is no longer the small "start up" we once were, our mission has remained true to Cole's vision—"Do the job right and make sure we deliver a quality product every time."



# Our Story

An original Keystone RV brand 17 years in the making... SPRINGDALE is a benchmark of success in the RV industry as well as a legacy for our company Keystone RV. Having made countless camping adventures even better... The SPRINGDALE brand of travel trailers has exceeded expectations and helped create memories for our customers that will last for many years to come.

At Keystone RV, we pride ourselves on unmatched quality control procedures and maintain customer service that is second to none. With our 16 year proven track record... SPRINGDALE travel trailers are constructed with our customers in mind. This quality craftsmanship and attention to detail ensures our customers a piece of mind that they will continue to get the most out of their camping season.

With SPRINGDALE, we understand that our customer's hard earned money should go just as far as their adventures can take them. That is why we believe in the importance of delivering the best floor plans, best features, best look and best quality...period. Once on the road to adventure, our customers will see how camping in their SPRINGDALE travel trailer "is just plain better"! Unmatched in its design, SPRINGDALE offers numerous features you can't find on any of our competitors, as well as more standard options and amenities than any travel trailer in its class. We have remained focused on providing great value and convenient features that will always make camping in your SPRINGDALE travel trailer... A Better Way To Camp!



**SPRINGDALE TRAVEL TRAILERS**  
PGS. 4-9 .....

**SRT TRAVEL TRAILERS**  
PGS. 10-11 .....

**SPRINGDALE FIFTH WHEELS**  
PGS. 12-13 .....



SPRINGDALE DECOR OPTIONS

282BHWE SHOWN IN COFFEE DECOR





293RKWE SHOWN IN SEA MIST DECOR



201RDWE IN COFFEE DECOR



2678HWE BEDROOM



203BHWE IN PEBBLE DECOR





## ECO-LITE TRAVEL TRAILERS

**179QBWE**

WEIGHT: 3989 LENGTH: 21' 10"

**189FLWE**

WEIGHT: 4201 LENGTH: 23' 7"

**201RDWE**

WEIGHT: 4320 LENGTH: 24' 0"

**202QBWE**

WEIGHT: 4282 LENGTH: 24' 10"

**212RBWE**

WEIGHT: 5317 LENGTH: 25' 11"

**220BHWE**

WEIGHT: 4660 LENGTH: 26' 10"

**240BHWE**

WEIGHT: 5701 LENGTH: 27' 10"

**245RBWE**

WEIGHT: TBD LENGTH: TBD

**258RLWE**

WEIGHT: 6040 LENGTH: 29' 7"

**260TBWE**

WEIGHT: 4866 LENGTH: 28' 6"

MODEL	SHIPPING WEIGHT	CARRYING CAPACITY	HITCH WEIGHT	EXT LENGTH*	EXT HEIGHT	FRESH WATER	WASTE WATER	GREY WATER	LPG
179QBWE	3989	2041	530	21' 10"	10' 6"	60	40	40	60
189FLWE	4201	1754	455	23' 7"	10' 6"	60	38	40	60
201RDWE	4320	2210	530	24' 0"	10' 6"	60	40	40	60
202QBWE	4282	2218	550	24' 10"	10' 6"	60	40	40	60
212RBWE	5317	2343	660	25' 11"	10' 11"	60	38	78	60
220BHWE	4660	2910	570	26' 10"	10' 11"	60	38	78	60
240BHWE	5701	1989	690	27' 10"	10' 11"	60	38	78	60
245RBWE	TBD	TBD	TBD	TBD	TBD	TBD	TBD	TBD	TBD
258RLWE	6040	1560	600	29' 7"	10' 6"	60	38	78	60
260TBWE	4866	2659	525	28' 6"	10' 6"	60	38	40	60

[WWW.KEYSTONERV.COM/SPRINGDALE](http://WWW.KEYSTONERV.COM/SPRINGDALE)

DISCLAIMER: Product information is as accurate as possible as of the date of publication of this brochure. All features, floor plans, and specifications in this brochure are subject to change without notice. Please also consult Keystone's web site at [www.keystonerv.com](http://www.keystonerv.com) for more current product information and specifications. Tow Vehicle Disclaimer: CAUTION: Owners of Keystone recreational vehicles are solely responsible for the selection and proper use of tow vehicles. All customers should consult with a motor vehicle manufacturer or their dealer concerning the purchase and use of suitable tow vehicles for Keystone products. Keystone disclaims any liability or damages suffered as a result of the selection, operation, use or misuse of a tow vehicle. KEYSTONE'S LIMITED WARRANTY DOES NOT COVER DAMAGE TO THE RECREATIONAL VEHICLE OR THE TOW VEHICLE AS A RESULT OF THE SELECTION, OPERATION, USE OR MISUSE OF THE TOW VEHICLE. REFERENCE KEYSTONE RV COMPANY OWNERS MANUAL FOR LIMITED WARRANTY DETAILS. \*Length is defined as the distance from the centerline of hitch pin/coupler to rear bumper of trailer.



## SSR TRAVEL TRAILERS


**225RBWE**

WEIGHT: 5210 LENGTH: 28' 10"


**242RKWE**

WEIGHT: TBD LENGTH: TBD


**\* 266RLWE**

WEIGHT: 6213 LENGTH: 28' 11"


**\* 267BHWE STOCK ONLY**

WEIGHT: 6132 LENGTH: 28' 11"


**270BHWE**

WEIGHT: 6960 LENGTH: 32' 6"


**271RLWE**

WEIGHT: 6710 LENGTH: 31' 10"


**\* 282BHWE**

WEIGHT: 6791 LENGTH: 32' 1"


**293RKWE**

WEIGHT: 6774 LENGTH: 32' 11"


**303BHWE**

WEIGHT: 7797 LENGTH: 34' 11"

MODEL	SHIPPING WEIGHT	CARRYING CAPACITY	HITCH WEIGHT	EXT. LENGTH*	EXT. HEIGHT	FRESH WATER	WASTE WATER	GREY WATER	LPG
225RBWE	5654	1986	640	26' 10"	10' 11"	60	38	38	60
242RKWE	TBD	TBD	TBD	TBD	TBD	TBD	TBD	TBD	TBD
266RLWE	6213	1557	770	28' 11"	10' 11"	60	38	38	60
267BHWE	6132	1608	740	28' 11"	10' 11"	60	40	78	60
270BHWE	6960	2580	740	32' 6"	11' 3"	60	38	78	60
271RLWE	6710	2980	890	31' 10"	11' 3"	60	40	38	60
282BHWE	6791	2729	720	32' 1"	11' 3"	60	38	78	60
293RKWE	6774	2756	730	32' 11"	10' 11"	60	38	78	60
303BHWE	7797	2403	810	34' 11"	11' 3"	60	40	38	60

\* SE (SUMMERLAND EDITION) AVAILABLE ON THESE MODELS: 267BH (STOCK ONLY), 266RL, 282BH


**SCAN ME**

FOR MORE INFORMATION ON SPRINGDALE TRAVEL TRAILERS AND FIFTH WHEELS ALONG WITH OTHER GREAT CONTENT







## SPRINGDALE ARCTIC PACKAGE

- Forced Air Heated & Enclosed Underbelly - R20
- Reflective Foil Technology
- Double Layer Roof Insulation - R14
- 30K BTU Furnace
- Thermofoil Insulation Throughout Underbelly

## SPRINGDALE TOP SELLING FEATURES



ALUMINUM TRIPLE ENTRY STEPS



SOLAR PREP




LED LIGHTS



PORCELAIN FOOT FLUSH TOILET



DIGITAL CHARGING STATION



BLACK TANK FLUSH



LAUNDRY CHUTE



ALUMINUM WHEELS (SSR ONLY)



POWER STABILIZER JACKS (SSR ONLY)



WIDE STANCE AXLES (Slide Out Models)



POWER AWNING W/ LED LIGHTS



OUTDOOR TV BRACKET



TRI-FOLD SLEEPER SOFA (SSR)

## DO-MORE DINETTE TABLE



STANDARD IN ALL SPRINGDALES



EXTRA COUNTER TOP SPACE  
CARD TABLE / PICNIC TABLE



COFFEE TABLE / OTTOMAN



SLEEPING SPACE FOR  
TWO ADULTS



# CONSTRUCTION


- 1 Continuous Steel I-Beam Frame
- 2 Walkable Crowned Roof
- 3 Hurricane Strap Reinforced Structure
- 4 Oversized Pass Through Storage
- 5 Diamond Plate Front Protector
- 6 One Piece Alpha-Ply Roof w/ 12 YR. Warranty
- 7 3/8" Roof Decking w/ 7 YR. Warranty
- 8 Dual 30 Lb. LP Bottles

- 9 Electric Awning
- 10 Residential Batten Insulation Throughout (R7)
- 11 Dual Battery Storage Tray
- 12 XL Entry Assist Handle (Opt.)
- 13 5/8" Dynaspan Floor Decking (25yr Warranty)
- 14 Aluminum Wheels (Opt.) (SSR Only)
- 15 Triple Stage Slide Room Seals
- 16 Aluminum Triple Entry Steps

- 17 Radius Skirting
- 18 E-Z Lube Axles & Correct Track System
- 19 0.24 and 0.30 Aluminum Baked Enamel Siding
- 20 Black Framed, Tinted Safety Glass Windows
- 21 Rain Gutter with Extended Down Spouts
- 22 Fender Skirts
- 23 13,500 BTU Ducted Air Conditioner (Opt. 15K) (SSR Only)
- 24 Exterior TV Mount (Opt.) (SSR Only)
- 25 (4) Power Stabilizer Jacks (SSR Only)
- 26 Electric Tongue Jack (Opt.) (SSR Only)
- 27 Solar Prep



E-Z LUBE AXLES



ELECTRIC BRAKES



- 30K BTU FURNACE
- ENCLOSED UNDERBELLY
- DEDICATED AIR DUCT FORCING HEAT DIRECTLY FROM FURNACE INTO THE UNDERBELLY
- THERMOFOIL INSULATION THROUGHOUT UNDERBELLY



# RUGGED TERRAIN

## RUGGED TERRAIN PACKAGE


- 15" Rugged Terrain Tires and Rims (A)
- Heavy Duty Shock Absorbers
- Additional Outdoor Activity Light (B)
- Diamond Plated Siding and Bumper (C)
- Solar Powered Battery Charger (D)
- Bike Receiver Hitch (E)
- SRT Decals

## All Springdale srt models come equipped with

- Spring Over Axle for Increased Ride Height
- Radius Double Entry Step (189, 232, 260)
- Radius Triple Entry Step (267)
- Extra Large Front Battery Rack
- Gas DSI Water Heater
- Front Platform For Hauling (190, 211 Only) (F)

## Additional options include

- 19" AC/DC LCD TV
- 26" AC LCD TV (267 only)
- 12 Volt Deluxe Entertainment Center





# SRT TRAVEL TRAILERS



**190SRTWE** **STOCK ONLY**

WEIGHT: 5482 LENGTH: 32' 9"



**211SRTWE**

WEIGHT: 5504 LENGTH: 34' 6"



**240SRTWE**

WEIGHT: 5850 LENGTH: 27' 10"

## CONSTRUCTION

- 10 Watt Solar Panel
- 2 - 30# LP Bottles
- Spread Axle (N/A 190, 211)
- E-Z Open Entry Step
- Radial Tires
- 13.5K Ducted A/C (N/A 190SRT, 211SRT)
- Tub Surround
- Predrilled & Screwed Residential Cabinetry
- 2x3 Floor Construction 12" OC with 5/8ths Decking
- 16" on Center Side Walls
- 16" on Center Raised Roof Truss System
- R-7 Insulation-Floor, Roof, Walls
- Fully Enclosed & Heated Underbelly (N/A 190SRT, 211SRT)
- Diamond Plate Side & Front
- Tinted Safety Glass Windows
- Hitch Receiver

## ENTERTAINMENT

- 2 Exterior Speakers
- 2 Interior Speakers
- AM/FM/CD/DVD MP3 Player
- Cable and Satellite Prep
- LED TV

## KITCHEN

- Wallpaper Border
- High Impact Acrylic Sink
- Steel Ball Bearing Drawer Guides
- Residential Lighting in Slide
- Spice Rack below sink
- 22" Oven with 3 Burner Cooktop
- 6 cu. ft. 110V / LP Fridge
- Microwave
- Do More Dinette Table (N/A 190SRT)
- Vented Range Hood w/Light
- Sink Cover
- Outside Shower
- Fabric Pleated Night Shades in Living Area

## BED BATH & MORE

- Skylight Over Tub/Shower
- Forced Air DSI Furnace w/Thermostat
- 55 amp Converter
- Water Heater Bypass
- Jack Knife Sofa Bed (N/A 211SRT, 240SRT)
- Porcelain Foot Flush Toilet
- Black Tank Flush
- Electric Awning
- Aluminum Rims
- Safety
- Fire Extinguisher
- Smoke Detector
- LP Detector
- CO Detector
- Safety Chains
- Emergency Brake-a-way switch

MODEL	SHIPPING WEIGHT	CARRYING CAPACITY	HITCH WEIGHT	EXT LENGTH*	EXT HEIGHT	FRESH WATER	WASTE WATER	GREY WATER	LPG
190SRTWE	5482	2038	590	32' 9"	11' 3"	60	38	40	60
211SRTWE	5504	2046	550	34' 6"	10' 6"	60	38	40	60
240SRTWE	5850	1840	690	27' 10"	10' 11"	60	38	78	60



# Springdale

## FIFTH WHEEL FLOORPLANS


**253FWRE**

WEIGHT: 8120 LENGTH: 31' 11"


**262FWRK**

WEIGHT: TBD LENGTH: 28' 8"


**278FWRL**

WEIGHT: TBD LENGTH: 31' 0"


**285FWRL**

WEIGHT: 7600 LENGTH: 32' 5"


**286FWBH**

WEIGHT: 7727 LENGTH: 32' 8"

MODEL	SHIPPING WEIGHT	CARRYING CAPACITY	HITCH WEIGHT	EXT LENGTH*	EXT HEIGHT	FRESH WATER	WASTE WATER	GREY WATER	LP6
253FWRE	8120	1840	1160	31' 11"	11' 10"	52	42	74	60
262FWRK	7235	2750	1185	28' 8"	11' 10"	52	39	69	60
278FWRL	8225	1935	1360	31' 0"	11' 10"	52	39	39	60
285FWRL	7600	2465	1265	32' 5"	11' 10"	49	42	76	60
286FWBH	7727	2463	1390	32' 8"	11' 4"	55	42	76	60

### CORRECT TRACK ALIGNMENT SYSTEM:

- With Correct Track, the trailer or fifth wheel tows with the tow vehicle, not against it
- Tires run smoother and cooler
- Improves fuel economy
- Helps preserve the life of the RV's equipment, appliances, etc
- Dramatically improves tire life



**CORRECT TRACK**  
Trailer Alignment System





278FWRL SHOWN IN PEBBLE DECOR

278FWRL BATH &amp; WARDROBE SLIDE



Springdale is a leader not only in Travel Trailers, but 5th wheels as well. If you are a camper in your early stages and looking for a little more room, or a more experienced traveler and ready for something a little larger, Springdale has you covered. Springdale 5th wheels are equipped with everything you need for a weekend getaway or an extended excursion. With Springdale you will find form and function come together whether you're looking for a family unit with bunks or something just for 2. Over-sized windows, full size bathrooms, significant storage inside and out, enhanced colored exterior and many other standards and options make **Springdale 5th wheels a true leader in camping and value!**



# SUMMERLAND SERIES *Mini* SINGLE AXLE TRAVEL TRAILERS



**1700FQ**

WEIGHT: 3280 LENGTH: 21' 5"



**1750RD**

WEIGHT: 3225 LENGTH: 21' 5"



**1800BH**

WEIGHT: 3195 LENGTH: 21' 5"



**1850FL**

WEIGHT: 3335 LENGTH: 21' 5"



## TOP 5 SELLING FEATURES

- 8' WIDE
- 78" INTERIOR HEIGHT
- GAS STRUTTED DOOR
- 3 CU. FT. GAS/ELECTRIC REFRIGERATOR
- SEAMLESS FLOORING



MODEL	SHIPPING WEIGHT	CARRYING CAPACITY	HITCH WEIGHT	EXTERIOR LENGTH*	EXTERIOR HEIGHT	FRESH WATER	WASTE WATER	GREY WATER	LPG
1700FQ	3280	720	490	21' 5"	10' 6"	27	30	30	20
1750RD	3225	775	465	21' 5"	10' 6"	27	30	30	20
1800BH	3195	805	440	21' 5"	10' 6"	27	30	30	20
1850FL	3335	665	495	21' 5"	10' 6"	27	30	30	20



# ECO-LITE TRAVEL TRAILER / SSR TRAVEL TRAILER / FIFTH WHEEL / STANDARDS & OPTIONS

	ECO-LITE TT	SSR TT	SPRINGDALE FW
<b>CONSTRUCTION</b>			
2 - 30# LP Bottles w/auto change over	S	S	S
Manual Stabilizer Jacks (4)	S	-	-
Power Stabilizer Jacks	-	S	S
60 Gallon Fresh Water Tank	S	S	-
Dynaspan Decking w/25 Year Warranty	S	S	S
One Piece Extruded I-Beam	S	S	S
Spread Axle (models w/Slides)	S	S	-
E-Z Open Entry Step	S	S	S
Radial Tires	S	S	S
13.5K R/C	S	S	S
Tub Surround	S	S	S
Predrilled & Screwed Residential Cabinetry	S	S	-
2x3 Floor Construction 12" OC with 5/8ths Decking	S	S	S
16" on Center Side Walls	S	S	S
16" on Center Raised Roof Truss System	S	S	S
R-7 Insulation - Roof, Walls	S	S	S
R-20 Floor (Arctic Package Only)	S	S	S
Fully Enclosed & Heated Underbelly (Models w/Slide)	S	S	S
Diamond Plate	S	S	-
Tinted Safety Glass	S	S	S
Roof Ladder	-	S	S
Laminated Fiberglass Sidewalls	-	-	S
Easy Ultralube Axles	S	S	S
Dual Battery Rack	S	S	S
Cambered chassis	S	S	S
50 Amp Service w/ Detachable Cord	-	-	S
Solar Prep	S	S	-
LED Light in Pass Through	S	S	-
Strutted Entry Door	S	S	-
Gray E-Coated Wheels	S	0	-
Backed for Ladder (N/A 220 & 240)	S	S	-
Flex Pex Tubing with 10 Year Warranty	S	S	S
<b>ENTERTAINMENT</b>			
2 Exterior Speakers	S	S	S

	ECO-LITE TT	SSR TT	SPRINGDALE FW
2 Interior Speakers	S	S	S
AM/FM/CD/DVD Bluetooth MP3 Player	S	S	-
Cable and Satellite Prep	S	S	S
Exterior TV Bracket	-	S	S
<b>KITCHEN</b>			
High Impact Acrylic Sink	S	S	S
Steel Ball Bearing Drawer Guides	S	S	S
Residential Lighting in Slide	S	S	S
Spice Rack below sink	S	S	-
22" Oven with 3 Burner Cooktop	S	S	-
6.2 cu. ft. 110V LP Fridge	S	S	-
Microwave	S	S	S
Do More Dinette Table (Except 179, 189, 201, 220, 260)	S	S	S
Vented Range Hood w/Light	S	S	S
Sink Cover	S	S	S
Outside Shower	S	S	S
Fabric Pleated Night Shades in Living Area	S	S	S
Stainless Steel Appliances	S	S	S
<b>BED BATH &amp; MORE</b>			
Trifold Sofa	-	S	0
Skylight Over Tub/Shower	S	S	S
Forced Air DSI Furnace w/Thermostat	S	S	S
6 Gal. Gas/Electric DSI Water Heater	S	S	S
55 amp Converter	S	S	S
Water Heater Bypass	S	S	S
Dual Function Cordless Vacuum	S	S	-
LED Overhead Lighting	S	S	S
Jack Knife Sofa Bed (N/A 179, 202, 212, 258)	S	-	-
Black Tank Flush	S	S	S
Adjustable Power Awning w/LED Lights	S	S	S
Power Stabilizer Jacks	-	S	S
Porcelain Foot Flush Toilet	S	S	-
RG6 Cable and Satellite Wiring	S	S	S
Large Medicine Cabinet	S	S	S

	ECO-LITE TT	SSR TT	SPRINGDALE FW
Full Strutted Storage under Master Bed	S	S	S
Monitor Panel	S	S	S
Reversible Dinette Cushions	S	S	S
Laundry Chute (Most Models)	S	S	-
<b>SAFETY</b>			
Fire Extinguisher	S	S	S
Smoke Detector	S	S	S
LP Detector	S	S	S
CO Detector	S	S	S
Safety Chains	S	S	S
Emergency Brake-a-way switch	S	S	S
<b>OPTIONS</b>			
Power Tongue Jack	-	0	-
Aluminum Rims	-	0	0
LED Television	-	0	-
15K BTU R/C	-	0	0
Spare Tire	0	0	0

**\*PACIFIC PACKAGE:** Walk-On Roof, LED Lighting in Interior & Pass-Thru, Pre-Drilled & Screwed Cabinetry, 60 Gallon Fresh Water Tank

**\*ARCTIC PACKAGE:** 30K BTU Furnace, 2 Layers of R-7 Insulation in Roof, Enclosed & Heated Underbelly with ThermoFoil Insulation, Enclosed Dump Valves

ECO-LITE TT = SPRINGDALE ECO-LITE TRAVEL TRAILERS  
SSR TT = SPRINGDALE SSR TRAVEL TRAILERS  
SPRINGDALE FW = SPRINGDALE FIFTH WHEELS

S STANDARD 0 OPTIONAL - NOT AVAILABLE

Standard features and options are subject to change without notice.



# Springdale




## DSI

Annual RVDA DEALER  
SATISFACTION INDEX



### SPRINGDALE HAS EARNED THE DSI AWARD

THE DSI (DEALER SATISFACTION INDEX) AWARD RATES THE LEVEL OF SATISFACTION THE DEALERS HAVE IN A MANUFACTURER. IT RATES MANUFACTURERS IN MANY AREAS SUCH AS: PRODUCT DESIGN, PRODUCT RELIABILITY & QUALITY, WARRANTY SUPPORT, AND PARTS SUPPORT.



CONNECT WITH KEYSTONE RV AND STAY UP TO  
DATE WITH PRODUCT NEWS AND INFORMATION

VISIT OUR WEBSITE TO VIEW INTERIOR PHOTOS, 360  
VIRTUAL TOURS AND MUCH MORE.



## PURCHASING YOUR RV LOCALLY

It's up to you where you purchase your new Springdale, but may we suggest your local dealer? Not only does it help your local economy and provide jobs, but it will also give you an opportunity to develop a service relationship with someone that will come to know you and your coach. Congratulations on finding the best built, best equipped and best value in the industry. Happy travels!



YOUR LOCAL DEALER IS:

MARCH 2016



**Keystone RV  
Company**

WWW.KEYSTONERV.COM  
574.535.2100 • 2642 HACKBERRY DRIVE  
P.O. BOX 2000 • GOSHEN, IN 46527



Go RVing.

DISCLAIMER: Product information is as accurate as possible as of the date of publication of this brochure. All features, floor plans, and specifications in this brochure are subject to change without notice. Please also consult Keystone's web site at [www.keystonerv.com](http://www.keystonerv.com) for more current product information and specifications. Tow Vehicle Disclaimer. CAUTION: Owners of Keystone recreational vehicles are solely responsible for the selection and proper use of tow vehicles. All customers should consult with a motor vehicle manufacturer or their dealer concerning the purchase and use of suitable tow vehicles for Keystone products. Keystone disclaims any liability or damages suffered as a result of the selection, operation, use or misuse of a tow vehicle. KEYSTONE'S LIMITED WARRANTY DOES NOT COVER DAMAGE TO THE RECREATIONAL VEHICLE OR THE TOWVEHICLE AS A RESULT OF THE SELECTION, OPERATION, USE OR MISUSE OF THE TOWVEHICLE. REFERENCE KEYSTONE RV COMPANY OWNERS MANUAL FOR LIMITED WARRANTY DETAILS. \*Length is defined as the distance from the centerline of hitch pin/coupler to rear bumper of trailer. 03/16

A BETTER WAY TO CAMP | [WWW.KEYSTONERV.COM/SPRINGDALE](http://WWW.KEYSTONERV.COM/SPRINGDALE)