



PUMA

Wherever You Roam

by Palomino - Since 1968



TRAVEL TRAILERS • FIFTH WHEELS • TOY HAULERS • DESTINATION TRAILERS

PUMA

by Palomino - Since 1968


Travel Trailers Open concept living

Whether it's just the two of you, a family set on adventure, or a getaway with a group of friends, these well equipped travel trailers, fifth wheels, destination trailers and toy haulers enhance your travel adventures wherever you roam! When it comes to choice, Puma goes the distance with a broad selection of floorplans and amenities designed to make you feel right at home. Select from a choice of three contemporary decors, and two rich cabinetry finishes. Puma's optional Limited Edition Package shown on **31QBBH**, is equipped with a 50 amp service and second A/C prep, a 12V, 11 cu. ft. stainless steel residential refrigerator, stainless steel appliances with a range hood, an oven with LED lighted controls and a microwave, plus a 15,000 BTU ducted A/C. Shown in Stone decor with Aspen Cabinetry.





Standard features on the **31QBBH** bunk house include a spacious U-dinette, a stainless steel sink with a gooseneck faucet, glass cabinet doors, a decorative backsplash, LED accent lighting below the counter and convenient key storage. Long-lasting, abrasion resistant surf(x)[®] 3D, one-piece, seamless countertops and resilient Beauflor[®] woodgrain flooring maintain their “like new” appearance. The entertainment center with a Bluetooth, FM/CD/DVD stereo and bright, long-lasting LED lighting throughout the coach are also standard features. Increase home style appeal with an optional TV and fireplace (not shown).



All Puma floorplans are designed to maximize storage space. The **31QBBH** includes a hallway closet/pantry with wire shelving, plus plenty of room for brooms, trash cans and extra gear.



This versatile bunk room (below) has a large closet to keep things tidy. The top bunk in the slide out folds up for added headroom. The jackknife sofa provides the best seat in the house, and converts for additional sleeping space.

Versatile, Easy Living...

This optional outdoor kitchen has plenty of storage, both overhead, and under counter, a 3.2 cu. ft. refrigerator, microwave, an induction cooktop, plus hot and cold running water. (Select models)





PUMA

by Palomino - Since 1968

This comfortable seating area includes a tri-fold sofa that opens up for additional sleeping space and built-in end tables. Family-friendly features include an extra large walk-in pantry with wire shelving, a spacious, center island with stylish pendant lighting above, under counter LED accent lighting, a gooseneck faucet and an undermount stainless steel sink with roll-up stainless steel sink covers. Shown with these options: the Limited Edition Package and an LED TV.

Travel Trailers



31RLQS Kick back, relax and travel easy with residential home style, shown here with Puma's Limited Edition Package. Large panoramic windows and energy efficient LED lights illuminate plush furnishings throughout this "open concept" floorplan with opposing slideouts. Standard features include, a radius corner dinette, designer wall art, wall hooks and LED lighting. Optional theater seating, Reagen Taupe decor and Aspen cabinetry shown.



Puma's baths feature generous linen storage, a residential style vanity with an extra large sink and medicine cabinet. The large 30" x 48" ABS shower has a seat, a glass door and a skylight.





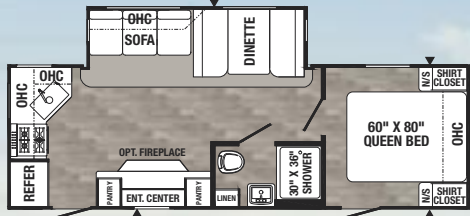
31FKRK A large, framed front window is the focal point in this residential style kitchen complete with a generous walk-in pantry and a convenient built-in spice rack. Decorative slideout fascia accents the large, open living room with a stylish two-tone dinette. Shown in Stone decor with the optional Limited Edition Package, plus an optional tri-fold sofa, and theater seating with a fold-down cup holder.



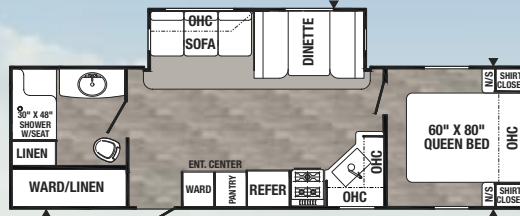
PUMA

by Palomino - Since 1968

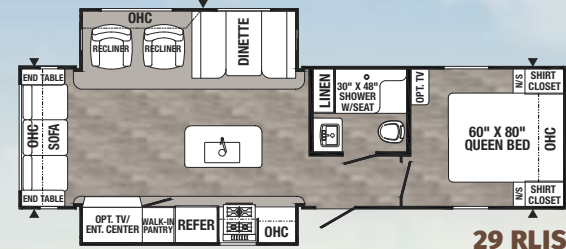
Travel Trailers Puma offers 19 Travel Trailer floor plans.



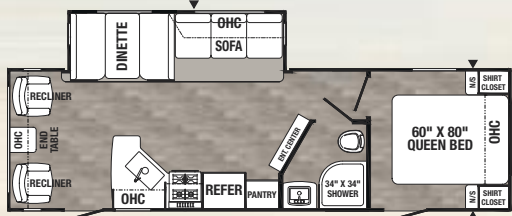
25 RKSS



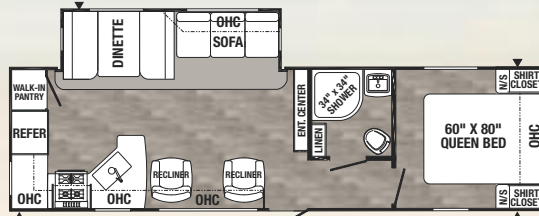
28 RBQS



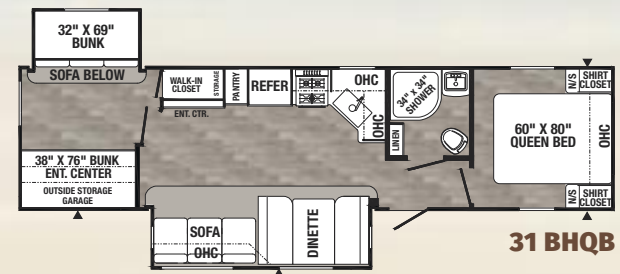
29 RLIS



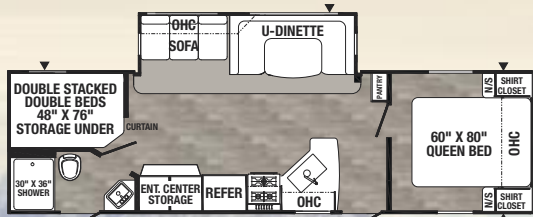
27 RLSS



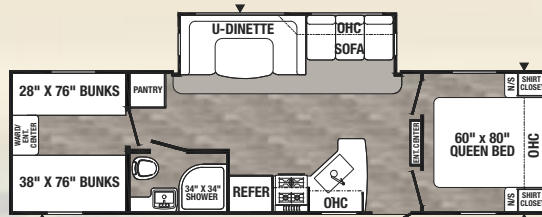
28 RKSS



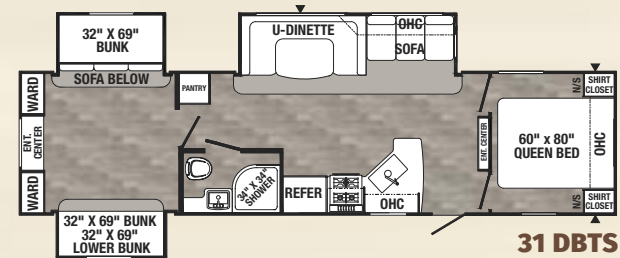
31 BHQB



28 DBFQ



29 QBSS

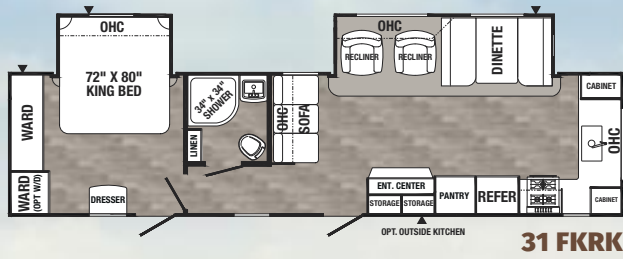


31 DBTS

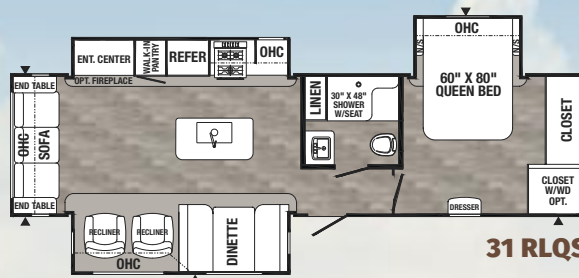


Puma Travel Trailers	25RKSS	27RLSS	28DBFQ	28RBQS	28RKSS	29QBSS	29RLIS	31BHQB
Hitch Weight	749	756	694	680	710	740	835	957
Axle Weight	5517	5409	6136	5982	6048	6116	6890	7348
UVW	6304	6203	6868	6700	6796	6894	7763	8343
GVWR	7749	7756	8500	8400	8800	8500	9635	9757
CCC (Cargo Cap.)	1445	1553	1632	1700	2004	1606	1872	1414
Exterior Length	28'8"	31'5"	32'8"	31'11"	33'2"	33'11"	34'5"	36'5"
Exterior Height w/AC	11'1"	11'1"	11'1"	11'1"	11'1"	11'1"	11'1"	11'1"
Water Heater Cap. (Gal.)	6	6	6	6	6	6	6	6
Fresh Water Cap. (Gal.)	51	51	51	51	51	51	51	51
Black Water Cap. (Gal.)	35	35	35	32	35	35	35	32
Grey Water Cap. (Gal.)	70	35	70	70	70	35	35	70
Tire Size (In.)	14"	15"	15"	15"	15"	15"	15"	15"
Awning Size (Ft.)	21'	21'	21'	18'	16'	19'	21'	19'

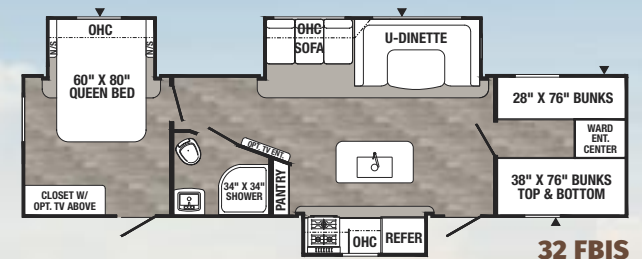
Please refer to back cover for chart definitions.



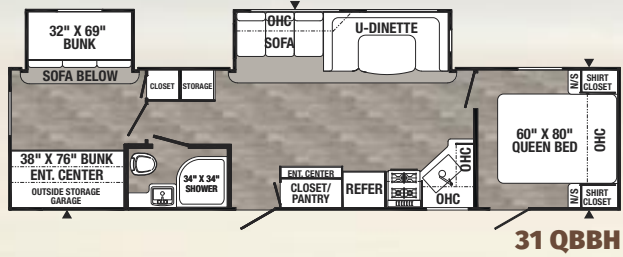
31FKRK



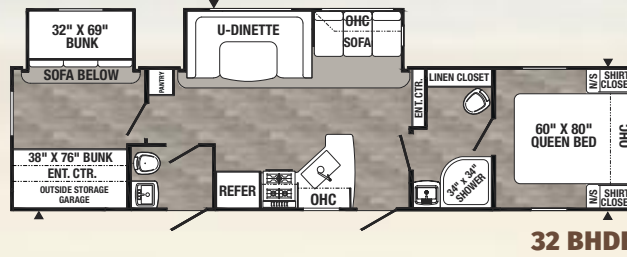
31RLQS



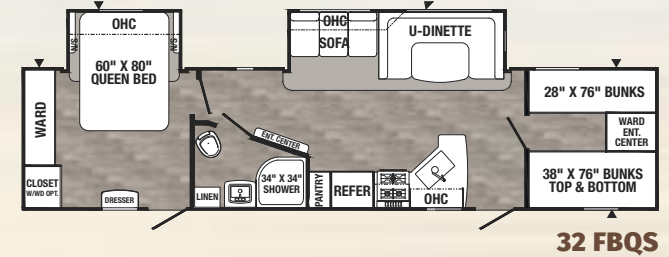
32FBIS



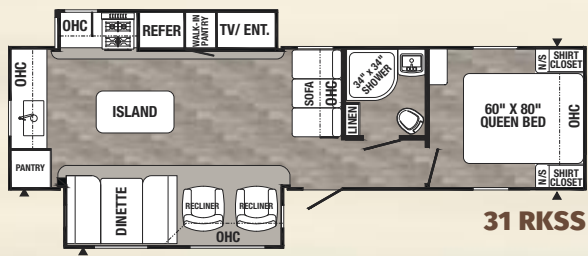
31QBBH



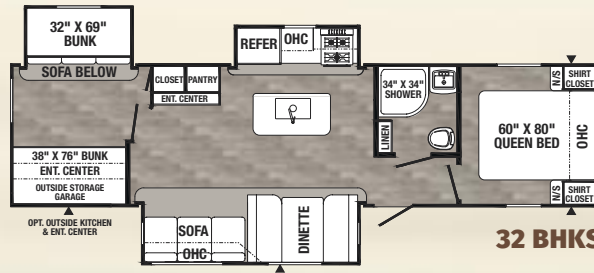
32BHDB



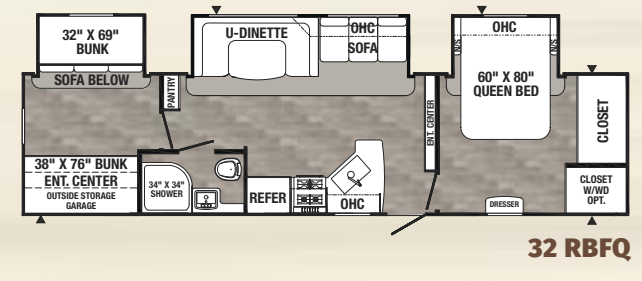
32FBQS



31RKSS



32BHKS



32RBFQ

31DBTS	31FKRK	31QBBH	31RKSS	31RLQS	32BHDB	32BHKS	32FBIS	32FBQS	32RBFQ	32RKTS
844	1195	1049	825	975	928	932	985	1183	956	1043
7481	7460	7144	7269	7795	7759	7667	7772	7738	8115	6860
8363	8693	8231	8132	8808	8725	8637	8795	8959	9109	7941
9995	9995	9995	9625	10500	9995	9995	10500	10500	10500	9600
1632	1302	1764	1493	1692	1270	1358	1705	1541	1391	1659
36'4"	37'8"	37'8"	35'7"	35'11"	38'2"	36'5"	37'6"	38'8"	36'9"	35'7"
11'1"	11'1"	11'1"	11'1"	11'1"	11'1"	11'1"	11'1"	11'1"	11'1"	11'1"
6	6	6	6	6	6	6	6	6	6	6
51	51	51	51	51	51	51	51	51	51	51
32	32	35	32	35	64	35	35	35	35	35
35	70	70	70	35	70	35	70	70	35	67
15"	15"	15"	15"	15"	15"	15"	15"	15"	15"	15"
18'	21'	19'	21'	13'	21'	19'	21'	18'	21'	18'

Travel Trailer Options

Available on select models

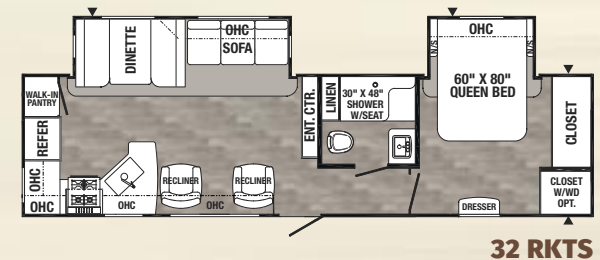
OUTSIDE KITCHEN
OPTION W/ INDUCTION




MINI CAMP KITCHEN
OPTION W/ INDUCTION



MICRO OUTSIDE KITCHEN
OPTION W/INDUCTION



32RKTS



255RKS Puma's storage friendly master bedrooms include shirt wardrobes and nightstands on both sides of the bed, a USB port and a handy 110V outlet. Pack everything you need for your next adventure in the mirrored wardrobes with drawer storage.



255RKS This fifth wheel with Puma's optional Limited Edition Package is loaded with homestyle conveniences. Kitchen features include stainless steel appliances, a 12V, 11 cu. ft. refrigerator with distinctive raised panel doors, a pull down faucet, an undermount stainless steel sink, glass stove cover and decorative backsplash. Contemporary LED lighting illuminates the radius dinette. Shown in Ice Latte decor with Smoke cabinetry, solid surface countertops and optional night shades.

PUMA
by Palomino - Since 1968

Fifth Wheels Well-planned luxury



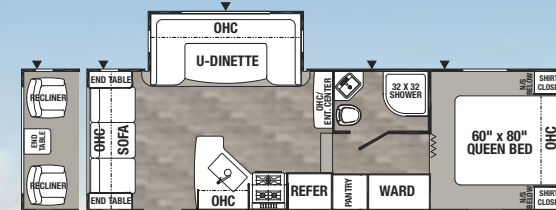
There's well-planned storage everywhere – even under the jackknife sofa and dinette. The hallway closets are loaded with shelves and drawers for an extended stay. A Bluetooth FM/CD/DVD stereo provides great sound. The centrally located convenience center panel controls slides, awning, interior and porch lights, water pump/heater and shows battery/tank capacities. Optional features include an LED TV and an electric fireplace with adjustable flame height and colors for added warmth.

Rest easy with this walk around 60" x 80" queen bed with a designer bedspread and pillow shams.

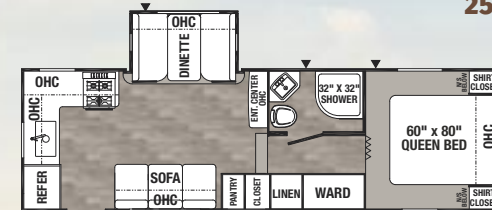


Fifth Wheels

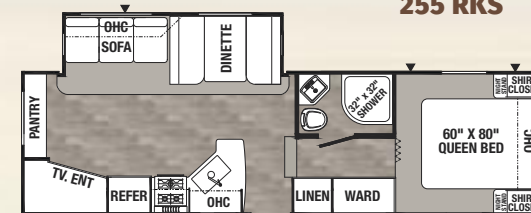
Puma offers five Fifth Wheel floor plans.



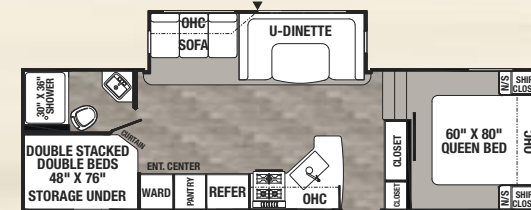
253 FBS



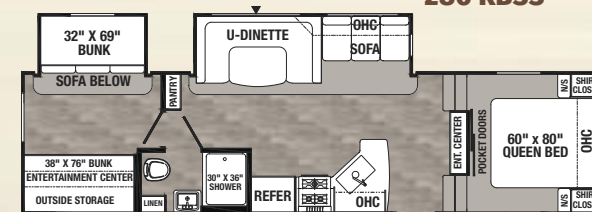
255 RKS



257 RESS



286 RBSS



295 BHSS

Puma Fifth Wheels	253FBS	255RKS	257RESS	286RBSS	295BHSS
Hitch Weight	1128	1102	1262	1452	1358
Axle Weight	5757	5614	6186	5935	7336
UVW	6788	6754	7419	7424	8732
GVWR	8800	8800	9400	9400	10750
CCC (Cargo Cap.)	2012	2046	1981	1976	2018
Exterior Length	27' 4"	27' 9"	30' 0"	30' 0"	33' 8"
Exterior Height w/AC	12' 2"	12' 2"	12' 2"	12' 4"	12' 4"
Water Heater Cap. (Gal.)	6	6	6	6	6
Fresh Water Cap. (Gal.)	51	51	51	51	51
Black Water Cap. (Gal.)	35	35	32	30	35
Grey Water Cap. (Gal.)	70	70	70	65	30
Tire Size (In.)	15"	15"	15"	15"	15"
Awning Size (Ft.)	17'	18'	18'	14'	18'

Please refer to back cover for chart definitions.

Fifth wheel weights include standard 13.5 BTU roof air, double door refrigerator, awning and an optional oven.

Fifth Wheel Options

Available on select models

OUTSIDE KITCHEN
OPTION W/ INDUCTION



MINI CAMP KITCHEN
OPTION W/ INDUCTION



MICRO OUTSIDE KITCHEN
OPTION W/INDUCTION





381FTB A 3-burner cooktop with a recessed glass stove cover, a decorative backsplash, overhead cabinets with glass doors are standard features. Shown with Stone decor and Aspen cabinetry.



The storage friendly **381FTB** includes a full master bath including a 34" x 34" radius shower and foot flush toilet, plus a half bath accessible from the garage.

PUMA

UNLEASHED

Fifth Wheel Toy Haulers *The ultimate weekend warrior fifth wheel*

*This **381FTB** is shown with the optional XL Edition package, and includes stainless steel appliances, a 12V, 11 cu. ft. refrigerator, 15,000 BTU ducted A/C, a 30 gallon fuel pump station and zip screen.*

Let the Good Times Roll!

Experience the ultimate in convenience on your off-road adventures. Pack up everything you need for great times with family and friends. With the pantry fully stocked and toys loaded, you're ready to roll with all the comforts of home! These versatile toy haulers grow with you, as your family grows and interests change.





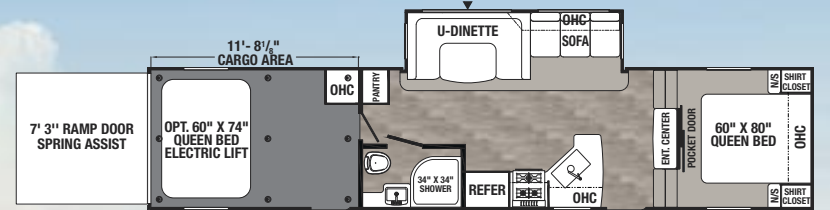
381FTB This roomy slide out has panoramic windows for plenty of fresh air and natural light. Optional theater seats with a built-in drink holders and storage consoles are the perfect place to enjoy cool drinks while catching the game. The optional color changing fireplace sets the tone for good times.



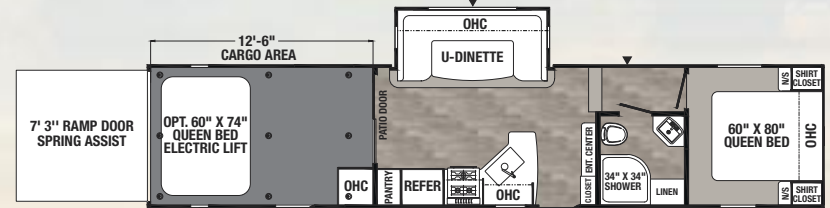
Heavy-duty 5000 lb./D-ring tie-downs are anchored to the frame for secure travel. The cargo area has diamond plate on the walls and industrial black TPO flooring, plus dovetail ramps for easy access. Choose the cargo configuration that fits your style. Select from optional single trac bed with the HappiJac dinette (shown), or double electric trac beds. Extend the fun with an optional cargo patio deck!

Fifth Wheel Toy Haulers

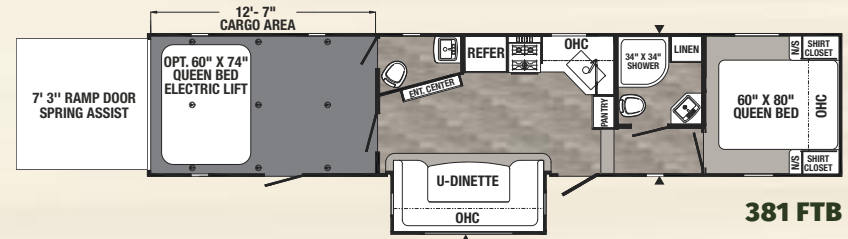
Puma offers three Fifth Wheel Toy Hauler floor plans.



351 THSS



373 QSI



381 FTB



Puma Toy Haulers FW	351THSS	373QSI	381FTB
Hitch Weight	1925	2076	1760
Axle Weight	7905	8052	8335
UVW	9868	10166	10133
GVWR	13750	14076	14123
CCC (Cargo Cap.)	3882	3910	3990
Exterior Length	38' 6"	37' 11"	39' 2"
Exterior Height w/AC	12' 0"	13' 2"	13' 2"
Water Heater Cap. (gal)	12	12	12
Fresh Water Cap. (gal)	100	100	100
Black Water Cap. (gal)	30	35	67
Grey Water Cap. (gal)	35	65	35
Tire Size (in)	16"	16"	16"
Awning Size (ft)	18'	19'	21'

Please refer to back cover for chart definitions.

Take your gear, toys and friends and head out for the time of your life, complete with everything you need to play hard all day and rest easy all night!



38DEN This optional Marquis Edition package includes solid surface countertops, an upgraded pull-down faucet, a microwave oven, night shades, an electric fireplace, plus many other popular upgrades. This versatile family dining area includes two chairs, a table and a booth bench seat. Shown in Ice Latte decor with Aspen cabinetry.



38DEN Opposing slide outs enhance this open concept living space. Large tinted panoramic windows and a sliding patio door add plenty of natural light and open for fresh air. Push-back recliners and night shades are standard on Puma Destination trailers. The tri-fold sofa shown is optional.



Puma Destination Trailers

At home wherever you roam!

Get away from the everyday world in style, with a well-appointed Puma Destination Trailer. These residential style interiors offer large windows for plenty of natural light, in-floor ducted heat, a choice of two private bedrooms, and den or bunk room options.

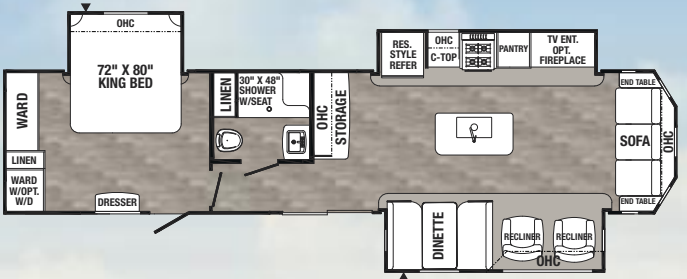
These residentially equipped trailers include a 24" four burner residential range with a pull-out broiler pan, a 16 cu. ft. refrigerator with an ice maker, exceptional counter space and a large pantry.

Puma Destination Trailers	37PFL	38DBS	38DEN	38RLB	38RLQ	39FKL	39PFK	39PQB
Hitch Weight	1780	1362	1295	1525	1469	1540	1392	1413
Axle Weight	7914	8327	8684	8656	7937	8856	8091	9237
UVW	9753	9748	9979	10240	9468	10455	10004	10709
GVWR	11940	11522	11500	11685	11629	11700	11592	13413
CCC (Cargo Cap.)	2227	1774	1521	1445	2161	1245	1588	2704
Exterior Length	40' 6"	41' 11"	40' 4"	41' 8"	39' 7"	41' 11"	40' 6"	42' 1"
Exterior Height w/AC	11' 9"	11' 9"	11' 9"	11' 9"	11' 9"	11' 9"	11' 9"	11' 9"
Water Heater Cap. (Gal.)	12	12	12	12	12	12	12	12
Fresh Water Cap. (Gal.)	51	51	51	51	51	51	51	51
Black Water Cap. (Gal.)	35	70	35	35	35	32	35	70
Grey Water Cap. (Gal.)	35	100	35	70	35	70	65	105
Tire Size (In.)	15"	15"	15"	16"	15"	15"	15"	16"
Awning Size (Ft.) OPT.	19'	21'	18'	19'	18'	21'	21'	21'

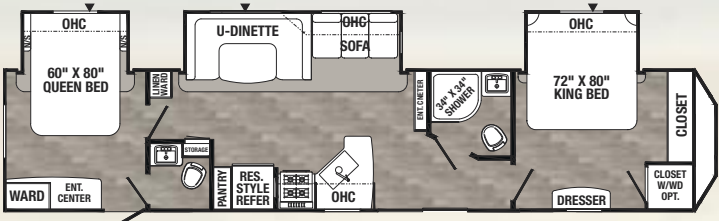
Please refer to back cover for chart definitions.

Puma Destination Trailers

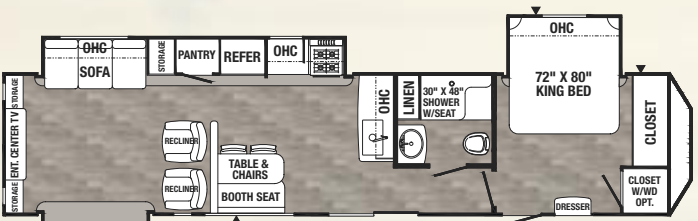
Comfortable living, with eight spacious flush-floor slide out floorplans.



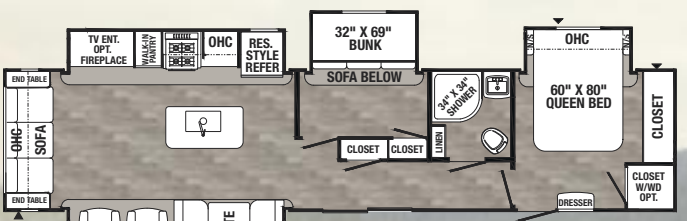
37 PFL



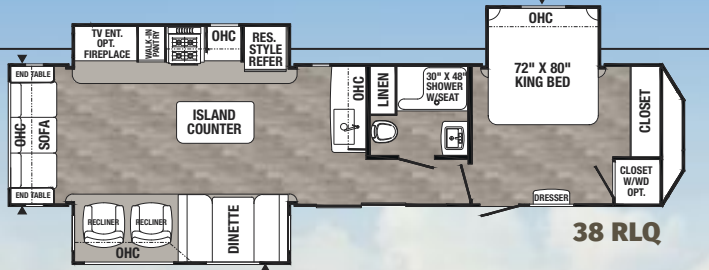
38 DBS



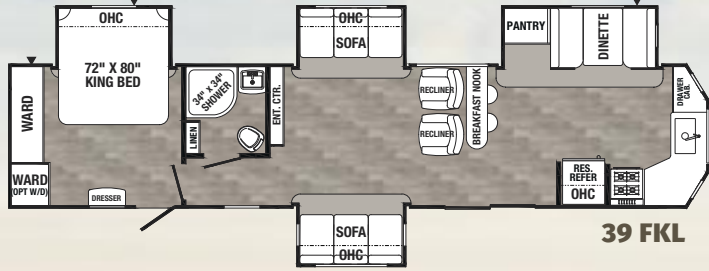
38 DEN



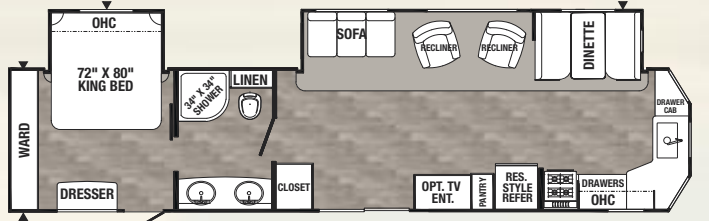
38 RLB



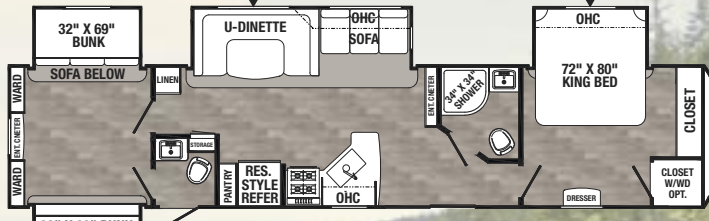
38 RLQ



39 FKL



39 PFK



39 PQB



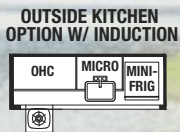
The large master bedroom has a 72" x 80" California king sized bed with an upgraded Serta mattress (most models), wardrobes and plenty of drawer storage.

A large storage closet with wire shelving and washer/dryer prep is standard. Shown with optional washer and dryer.



Destination Trailers Option

Available on select models



PUMA

by Palomino - Since 1968

Puma Standard Features

Exterior

- Radius Entry Doors
- Powder Coated Frames
- Super Lube Axles
- Tinted Safety Glass
- Clamp Ring Windows
- Double Entry Doors (Where applicable)
- Pass-Thru Storage (Where applicable)
- Power Awning with LED Light Strip (Optional on Destination Trailers)
- Colored Front Fiberglass Cap with Diamond Plate (FW)
- EPDM Rubber Roof - 12 Year Manufacturer's Limited Warranty
- 4 Manual Stabilizer Jacks
- 9" Three-tier Steps
- Rain Gutters with Large Drop Spouts
- ABS Automotive Style Fender Skirts
- Radius Baggage Doors
- Darco Wrapped Underbelly
- One-piece, 24' Sheet, 5/8" Floor Decking (25 Year manufacturer's limited warranty)
- 2" x 3" Flush Floor Joists on 12" Centers
- Pass-Thru Exterior Baggage Compartments (Where applicable)
- 2-20 Lb. Gas Bottles
- 6 Gal. DSI Hot Water Heater
- Rack & Pinion Electric Slide System with Manual Override (Standard on all slide out models)
- Clamp Ring Luggage Doors
- Large Front Pass Thru Baggage Door (TT only)
- Front Fiberglass Cap with LED Lighting (31FKRK only)
- Decorative Kitchen Backsplash
- Kitchen Ball Bearing Drawer Guides
- Spice Rack (Kitchen)
- Divided Silverware Drawer
- Nickel Finish, Single Control High-rise Kitchen Faucet
- 3-Burner, High Output Range
- Stainless Steel Sink
- Roll-up Stainless Steel Sink Covers
- Glass Range Cover
- Built-in Knife Rack
- LED Ceiling Lights
- 55 Amp Converter with Battery Charger
- Bluetooth FM/CD/DVD Stereo
- Jack Knife Sofa with Pull-down Center Drink Tray - Storage Underneath
- Jack Knife Sofa Under Bunks
- Push-back Recliner(s)*
- Wood Medicine Cabinet with Mirrored Door
- Power Vent in Bath
- Glass Shower Door*
- 12V Shower LED Light
- 60" x 80" Queen Beds
- High Density Foam Mattress
- Bedroom Carpet (FW)
- Upgraded Soft Teddy Bear Bunk Mats
- Shirt Closet in Front Bedrooms
- Nightstands in Front Bedrooms
- Three Interior Decors
- Coat Hooks in Entry Way (Most models)
- Satin Nickel Hardware, Light & Bath Fixtures
- Radius Dinette Seat Bases
- Residential Carpet with pad)
- Designer Window Treatments (Living room)

Safety Features

- CO: Detector
- LP Leak Detector
- Fire Extinguisher
- Smoke Detector

*Available on select models.

Interior

- 80" Interior Height
- Floor Ducted Heat
- 35,000 BTU Furnace
- 14" Deep Overhead Cabinets in Super-Slide Models

Travel Trailer Packages and Fifth Wheel Packages UNLEASHED Fifth Wheel Toy Hauler Packages

Value Shopper Package (Required)

- Jack Knife sofa with Pull-down Drink Tray and Storage Underneath
- Electric Awning with LED Light strip
- Pre-wired for Solar System
- LED Lighting
- 13,500 BTU Ducted A/C
- 6 Cu. Ft. Double Door Refrigerator
- Beauflor® Linoleum
- Bedspread
- Bedroom TV Hook-up
- TV Antenna with Booster and Cable Hook Up
- ABS Tub Surround
- Bluetooth FM/CD/DVD Stereo
- Glass Range Cover
- Undermount Sink with Cover

Electric Power Package (FW) (Required)

- 2 Electric Stabilizer Jacks (FW)
- 2 Power Front Jacks (FW)

Advantage Package (Required)

- Microwave
- Enclosed Underbelly
- Outside Speakers
- 6 Gal. Gas/Electric Water Heater
- Outside Shower
- Night Shades
- Spare Tire
- Oven
- Grab Handle
- Bath Skylight

Optional Packages

Electric Power Package (TT)

- 4 Electric Stabilizer Jacks (TT)
- 3500 Lb. Electric Tongue Jack (TT)

Limited Edition Package

- 50 Amp Service (Second A/C prep)
- Roof Ladder
- 11 Cu. Ft. (12V) Stainless Steel Residential Refrigerator
- Stainless Steel Appliances (Range Hood, Oven, Microwave)
- 15,000 BTU Ducted A/C IPO 13,500 BTU
- Black Tank Flush
- MORryde StepAbove Triple Steps

Limited Edition Package 2

- Includes all of the Limited Edition Package, PLUS a second 13,500 BTU bedroom A/C

Value Shopper Package (Required)

- Jack Knife sofa with Pull-down Drink Tray and Storage Underneath
- Electric Awning with LED Light Strip
- Pre-wired for Solar System
- LED Lighting
- 13,500 BTU Ducted A/C
- 6 Cu. Ft. Double Door Refrigerator
- 40" LED TV
- Beauflor® Linoleum
- Bedspread
- Bedroom TV Hook-up
- TV Antenna with Booster and Cable Hook Up
- ABS Tub Surround
- Bluetooth FM/CD/DVD Stereo
- Glass Range Cover
- Undermount Sink with Cover

Electric Power Package: (Required)

- 2 Power Front Jacks (TH)
- 2 Electric Stabilizer Jacks (TH)

Advantage Package (Required)

- Microwave
- Enclosed Underbelly
- Outside Speakers
- 12 Gal. Gas/Electric Water Heater
- Outside Shower
- Night Shades
- Spare Tire
- Oven
- Grab Handle
- Bath Skylight

Optional Package

XL Edition Package

- 30 Lb. Gas Bottles
- 50 AMP Service (Second A/C prep)
- Roof Ladder
- 15,000 BTU Ducted A/C IPO 13,500
- 11 Cu. Ft. (12V) Stainless Steel Residential Refrigerator
- Stainless Steel Appliances
- 30 Gal. Fuel Pump Station
- Fireplace with Textured Tile
- MORryde StepAbove Triple Steps Standard Step
- Zip Screen
- Mission Aluminum Modified Rims/ Radial Tires

Destination Trailer Packages

Value Shopper Package (Required)

- Pre-wired for Solar System
- Folding Grab Handle
- Night Shades
- LED Lighting
- 13,500 BTU Ducted A/C
- 16 Cu. Ft. Residential Refrigerator
- Beauflor® Linoleum
- Bedspread
- Bedroom TV Hook-up
- TV Antenna with Booster and Cable Hook-up
- ABS Tub Surround
- 12 Gal. Gas/Electric DSI Water Heater
- Bluetooth FM/CD/DVD Stereo
- Undermount Sink with Cover
- Patio Door

Optional Package

Marquis Edition Package

- 4 Stabilizer Jacks
- 30 Lb. Gas Bottles & Cover
- 50 AMP Service (Second A/C prep)
- Second A/C 13,500 BTU (Master bedroom)
- Outside Shower
- Solid Surface Countertop
- Upgrade Kitchen Pull-down Faucet
- Table and Chairs IPO Dinette (Where Available)
- 12V Ceiling Fan in Living Room
- Microwave
- 2 Exterior Speakers
- 15,000 BTU Ducted A/C IPO 13,500
- Fireplace with Textured Tile
- Tri-fold Sofa IPO Jack Knife in Living Room

Puma Owner "Digital Kit" App

Now you can have your Owner's Manual with you wherever you are. Download our FREE App from the App Store or Google Play and you'll have the information right at your fingertips.



Puma Interior Standard Features



84" U-dinette converts to a sleeping area, with storage and a 110V outlet underneath. The sofa has a flip-down drink tray and additional storage.



FM/CD/DVD/Bluetooth stereo



Smooth, finished edge underbed storage protects delicate items




Large shirt wardrobes with night stands, 60" x 80" queen bed and designer bedspread with pillow shams. (Select models)




Designer accent wall art and convenient coat hooks

Puma Exterior Standard Features


Check Out These Additional Options



Pendant lighting over island



Slideout fascia



Sofa with flip-down drink tray



Convenience Center panel controls slides, awning, interior and porch lights, water pump/heater; shows battery/tank capacities



Seamless countertop with an undermount stainless steel sink, roll-up cover and gooseneck faucet



Hardwood framed mortise and tenon cabinet doors



Dometic 6 Cu. ft. gas/110V double door refrigerator/freezer



34" x 34" ABS radius shower with a skylight and glass shower doors (Most models)



Energy efficient LED lighting



Entertainment center with stereo is standard. (Fireplace and choice of 39" TV are optional)



Decorative backsplash



Range has a recessed glass cover and backlit controls



Closet has washer/dryer prep and a shelf. (Select models)



Kitchen drawer glides



USB charging ports




Back-up camera ready



Tinted windows add style and reduce interior fading



Prewired for solar power for extended stays



Pass-through storage



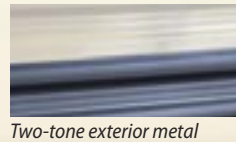
King Jack directional HDTV antenna with built-in, long-range signal finder



Radius compartment doors are silicone sealed to protect from the elements



Lighted outdoor speakers



Two-tone exterior metal



Friction hinge door with window and kick plate



Easy to lift MORryde StepAbove® aluminum steps (Most models)



Reliable rack and pinion flush floor slide system



Optional outdoor kitchen has plenty of storage, both overhead, and under counter, a 3.2 cu. ft. refrigerator, microwave, an induction cooktop, plus hot and cold running water. (Select models)



This mini kitchen option includes a pull-out induction cooktop, a 1.6 cu. ft. refrigerator, a removable sink and cookware and utensils. (Select models)



Outside Shower



Optional wall hugger reclining theater seating




Optional pull-down faucet with sprayer



New large front window (Optional most models; standard 31FKRK)



Optional night shades



Optional micro kitchen with pull-out induction cooktop, removable sink with sprayer, and a 1.6 cu. ft. refrigerator. (Select models)



10.7 Cu. ft. 12V double door refrigerator/freezer



Enclosed underbelly



Optional aluminum wheels with Super Lube axles and ABS molded fender skirts



Electric awning with LED strip light (Optional on Destination trailers)

Puma Construction – Longer Lasting Better Built

- A.** Rubber Roof (12 year limited warranty)
- B.** King HD TV Antenna
- C.** 3/8" Roof Decking
- D.** 4-1/2" Crowned Truss Roof Rafters
- E.** Insulated Wrapped Ducted Air Conditioning Runs
- F.** Molded ABS Fender Skirt
- G.** Sturdy .024 and .030 Gauge Aluminum Skin
- H.** Lighted LED Speakers
- I.** Color Band Metal Enhances Exterior Looks
- J.** Radius Exterior Doors
- K.** R-7 Fiberglass Insulation Cut and Glued Between Sidewall Studs
- L.** Sidewall Studs Spaced 16" Apart
- M.** Silicone Sealed Radius Compartment Doors
- N.** Front Diamond Plate
- O.** Smooth, Aerodynamic Radius Front Metal with Bold Exterior Graphics
- P.** Molded ABS LP Tank Cover
- Q.** Optional Lighted Power Jack
- R.** Rugged, Powder Coated Steel I-Beam Frame
- S.** Floor Ducted Heat
- T.** Puma Next Generation™ Enclosed Water Tanks
- U.** Beauflor® Linoleum Flooring with a Seven Year Cold Crack Warranty
- V.** Longitudinal Floor Studding Spaced 12" Apart
- W.** 51 Gallon Fresh Water Tank
- X.** Steel Crossmembers for Added Support
- Y.** Residential Grade Carpet with Pad on Slide Outs
- Z.** 5/8" One-Piece Floor Decking




Decor Choices Puma offers a selection of three contemporary decor packages


Flooring



Ice Latte



Stone



Reagen Taupe



PUMA
by Palomino - Since 1968

PALOMINO
50
ANNIVERSARY

Puma by Palomino,
a Division of Forest River, Inc.
2551 Century Drive
Goshen, IN 46528
www.palominorv.com

Your PUMA Dealer



PRE-DELIVERY INSPECTION FACILITY

20,000 square feet of quality assurance. The bare essentials for a premium product. This state-of-the-art facility gives immediate daily feedback to production for quality assurance in every unit built.



24/7 EMERGENCY ROADSIDE ASSISTANCE WITH VEHICLE PURCHASE*

TOWING
JUMP-STARTS
TIRE CHANGES
FLUID DELIVERY
LOCKOUT
SERVICE

WINCH-OUT
MOBILE MECHANIC
TECHNICAL
SUPPORT
DEALER LOCATOR
SERVICES



*VALID FOR 1 YEAR FROM DATE OF PURCHASE



Learn More
Scan this barcode using
a QR Reader on your
smart phone to learn
more about Forest River.



A Berkshire Hathaway company.

FREE MEMBERSHIP
to Forest River Owners' Group

www.forestriverfrog.com

Find us on
Facebook

GVWR (Gross Vehicle Weight Rating) - is the maximum permissible weight of the unit when fully loaded. It includes all weights, inclusive of all fluids, cargo, optional equipment and accessories. For safety and product performance do NOT exceed the GVWR.

GAWR (Gross Axle Weight Rating) - is the maximum permissible weight, including cargo, fluids, optional equipment and accessories that can be safely supported by a combination of all axles.

UVW (Unloaded Vehicle Weight)* - is the typical weight of the unit as manufactured at the factory. It includes all weight at the unit's axle(s) and tongue or pin and LP Gas. The UVW does not include cargo, fresh potable water, additional optional equipment or dealer installed accessories.

*Estimated Average based on standard build optional equipment.

CCC (Cargo Carrying Capacity)** - is the amount of weight available for fresh potable water, cargo, additional optional equipment and accessories. CCC is equal to GVWR minus UVW. Available CCC should accommodate fresh potable water (8.3 lbs per gallon). Before filling the fresh water tank, empty the black and gray tanks to provide for more cargo capacity.

**Estimated average based on standard build optional equipment.

Each Forest River RV is weighed at the manufacturing facility prior to shipping. A label identifying the unloaded vehicle weight of the actual unit and the cargo carrying capacity is applied to every Forest River RV prior to leaving our facilities. The load capacity of your unit is designated by weight, not by volume, so you cannot necessarily use all available space when loading your unit.

All information contained in this brochure is believed to be accurate at the time of publication. However, during the model year, it may be necessary to make revisions and Forest River, Inc., reserves the right to make all such changes without notice, including prices, colors, materials, equipment and specifications as well as the addition of new models and the discontinuance of models shown in this brochure. Therefore, please consult with your Forest River dealer and confirm the existence of any materials, design or specifications that are material to your purchase decision.

©2018 Puma by Palomino a Division of Forest River, Inc., a Berkshire Hathaway company. All Rights Reserved. 12/18