

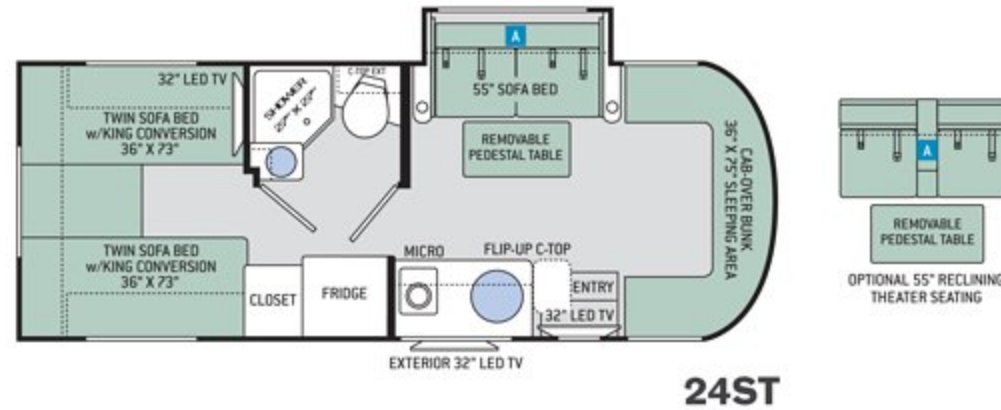
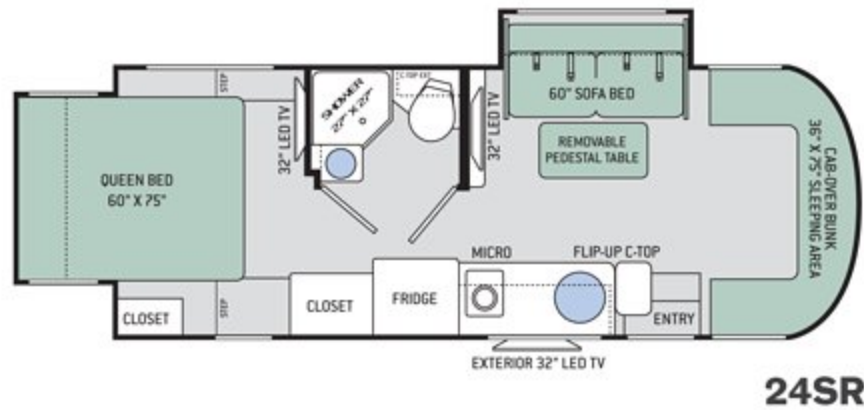
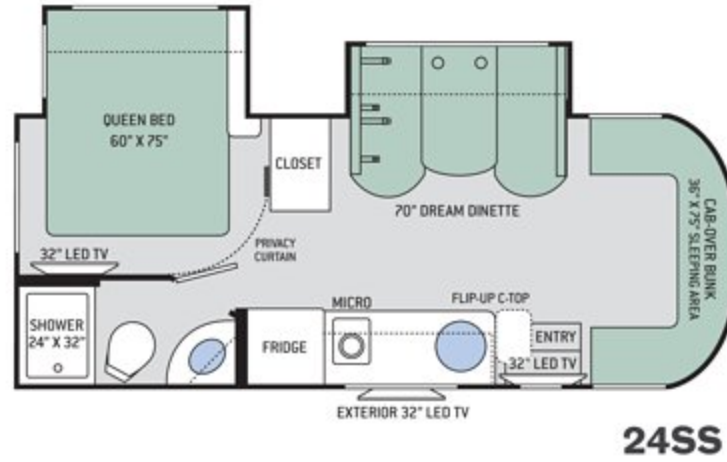
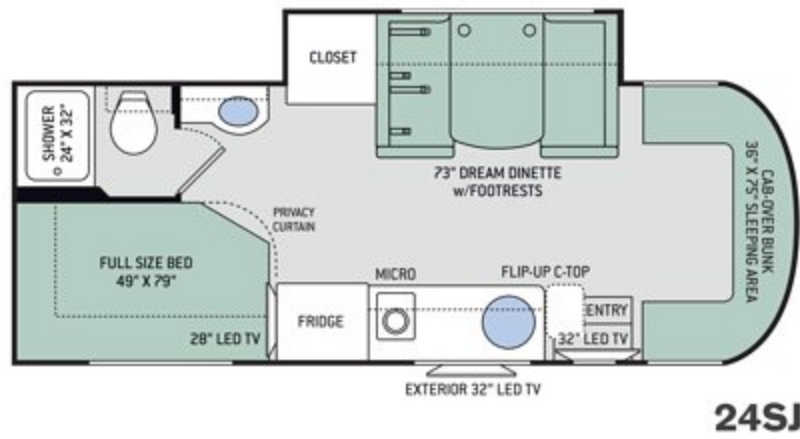


CITATION[®]

SPRINTER BY THOR MOTOR COACH

Priced to fit anyone's budget- from families buying their first motorhome to full-timers looking for a roaming dream home.

Floor Plans



Specifications

	24SJ	24SR	24SS	24ST
Chassis	Mercedes-Benz Sprinter	Mercedes-Benz Sprinter	Mercedes-Benz Sprinter	Mercedes-Benz Sprinter
Gross Vehicle (GVWR)	11,030	11,030	11,030	11,030
Gross Combined (GCWR)	15,250	15,250	15,250	15,250
Wheel Base	170.3"	170.3"	170.3"	170.3"
Exterior Length (w/o ladder)	25'-10"	25'-2"	24'-11"	25'-10"
Exterior Height (w/ AC)	10'-10"	10'-10"	10'-10"	10'-10"
Exterior Width (w/o mirrors)	90"	90"	90"	90"
Interior Height (living area)	80"	80"	80"	80"
Awning Size	15'	15'	15'	15'
Fuel (gal)	26.4	26.4	26.4	26.4
LPG (lbs)	68.2	68.2	68.2	68.2
Fresh/Waste/Gray Water (gal)	40 / 38 / 38	36 / 22 / 24	36 / 38 / 38	42 / 22 / 24
Water Heater (gal)	Instant Tankless	Instant Tankless	Instant Tankless	Instant Tankless
Furnace (BTUs)	30,000	30,000	30,000	30,000
Exterior Storage Capacity (cu. ft.)	52.8	60.2	35.5	64.5



Thinking about buying a new coach? Have a question about one of our motorhomes? Trying to find a dealer near you?

Our Coach Link support team is here to help you in your purchase of a new motorhome! This dynamic team focuses directly on helping you find the answers you need to help get you behind the wheel of one of our great new motorhomes. Call: 800.860.5658 or visit us online: thormotorcoach.com


Interior Decor



CARBON LINK



CRYSTAL SANDS



KITCHEN COUNTERTOP



DINETTE COUNTERTOP



RESIDENTIAL VINYL FLOORING



HIGH-GLOSS GLAZED MILAN CHERRY



HIGH-GLOSS GLAZED MONTEREY MAPLE

Exterior Graphics



CRANBERRY MARTINI 



ITALIAN CREAM 



CLEARWATER FULL-BODY PAINT



NAPLES FULL-BODY PAINT

Features

CONSTRUCTION & EXTERIOR

- Mercedes-Benz® Sprinter Chassis with 3.0L V6, 188HP & 325 lb.-ft. Torque
- Premium One-Piece TPO Roof
- One-Piece Fiberglass Front Cap
- One-Piece Fiberglass Rear Cap (24SJ, 24SS & 24ST)
- One-Piece Fiberglass Rear Bumper (24SR)
- HD-MAX® Exterior with Graphics Package
- Lighted Rotocast Storage Compartments
- Power Patio Awning with Integrated LED Lighting
- Slideout Room Topper Awning(s)
- Roof Ladder (24SJ, 24SS & 24ST)
- Electric Entry Steps
- Frameless Windows
- 5,000-lb. Trailer Hitch

CONSTRUCTION & EXTERIOR OPTION

- Electric Stabilizing System (Standard on 24SS)

AUTOMOTIVE & COCKPIT

- Touchscreen Dash Radio with Back-up Monitor (N/A with Summit Package Option)
- Deluxe Heated/Remote Exterior Mirrors
- Wood Dash Applique
- Swivel Leatherette Captain's Chairs with Filler Cushions
- Cockpit Carpet Mat
- Cruise Control
- Windshield Privacy Curtain
- Fiberglass Running Boards
- Keyless Entry System
- Stainless Steel Wheel Liners
- Valve Stem Extensions on All Wheels

AUTOMOTIVE & COCKPIT OPTION

- Side View Camera System

INTERIOR

- Rubber Tread Entry Steps with Lighted Step Well
- Residential Vinyl Flooring Throughout
- 80" Interior Ceiling Height

IMPORTANT—PLEASE READ: This brochure reflects product design, fabrication, material, components and specifications at the date of printing, which date is disclosed below. Please visit us online at ThorMotorCoach.com or consult with your selling dealership for the latest in standards, options, specification and technical information. Photographs in the brochure may depict optional equipment or may only be available in certain floor plans. Components, appliances and the chassis may have been manufactured in a calendar year before the vehicle's designated model year. All capacities are approximate. The actual length of the vehicle may differ from that indicated in the brochure due to variances in the manufacturing processes and/or installed components. All dry weights are based on standard model features and do not include optional features or equipment. Component part and appliance manufacturers issue limited warranties covering portions of the vehicle not covered under the limited warranty we issue. Copyright Thor Motor Coach, Inc. © OH 09/18/2017

- LED Lighting
- Manual Euro-Skylight
- Ceiling Ducted Air Conditioning System
- Cab-Over Bunk Ladder
- Leatherette Dream Dinette® Booth with Footrests (24SJ & 24SS)
- Leatherette Tri-Fold Sofa & Removable Pedestal Table (24SR & 24ST)
- High-Gloss Glazed Cabinetry with Solid Wood Raised Panel Cabinet Doors, Hidden Hinges & Nickel Finish Hardware
- Window Privacy Roller Shades

INTERIOR OPTIONS

- Leatherette Theater Seating with Footrest (24ST)
- Single Child Safety Tether in Dinette (24SJ & 24SS)
- Dual Child Safety Tether in Dinette (24SJ & 24SS)

KITCHEN

- Double Door Refrigerator with Stainless Steel Door Inserts
- Protective Cover & Task Lighting Above Cooktop
- Single Burner Electric Induction Cooktop
- Convection Microwave Oven
- Solid Surface Kitchen Countertop & Sink Cover
- Flip-Up Countertop Extension
- Large Stainless Steel Single Bowl Sink & Faucet w/Pull-Down Sprayer

BEDROOM & BATHROOM

- Full Size Bed (24SJ)
- Denver Mattress® Queen Size Bed (24SR & 24SS)
- Two (2) Twin Sofa Beds with Upholstered Covers & King Conversion (24ST)
- Shower with Glass Door (24SJ & 24SS)
- Shower with Deluxe Curved Rod & Curtain (24SR & 24ST)
- Foot Flush Toilet
- Flip-Up Countertop Extension in Bathroom (24SR & 24ST)

BEDROOM & BATHROOM OPTION

- 12-volt Attic Fan with Cover in Bedroom

ENTERTAINMENT

- 32" LED TV in Living Area
- 28" LED TV in Bedroom (24SJ)
- 32" LED TV in Bedroom (24SR, 24SS & 24ST)

- Exterior 32" LED TV on Manual Swivel
- Cable TV Ready
- Digital TV Antenna
- Bluetooth® Coach Radio System w/DVD Player, HDMI Ready, App Control & Exterior Speakers
- Power Charging Center for Electronics

ELECTRICAL & PLUMBING

- Onan® RV QG 3600 LP Generator
- 30-amp Shoreline Power Cord
- Automatic Shoreline-to-Generator Transfer Switch
- Battery Disconnect Switch
- Multiplex Wiring Control System
- Pre-Wired for Solar Charging
- 13,500 BTU Low-Profile Air Conditioner
- Whole Coach Water Filtration System
- Instant Tankless Water Heater
- Enclosed & Heated Holding Tanks (24SR & 24ST)
- Outside Shower
- Black Tank Flush System
- Exterior LP Connection

ELECTRICAL & PLUMBING OPTIONS

- Onan® RV QD 3200 Diesel Generator
- 13,500 BTU Low-Profile Air Conditioner with Heat Pump
- Second Auxiliary House Battery
- Holding Tanks with Heat Pads (24SJ & 24SS)

OPTIONAL SUMMIT PACKAGE INCLUDES:

- Full-Body Paint Package with Gel Coated Sidewalls
- 8" Touchscreen Dash Radio with Bluetooth®, RV Navigation & SiriusXM® Radio Tuner & Antenna
- JBL® Sound System with Subwoofer
- Mobileye® Lane Assist
- Side View Camera System
- Winegard® Connect™ WiFi Extender +4G
- 100-watt Solar Charging System w/Power Controller
- Windshield Privacy Roller Shade



YOUR LOCAL THOR MOTOR COACH DEALER



Made to fit.

thormotorcoach.com/citation-sprinter

P.O. Box 1486, Elkhart, IN 46515 Sales Department: 800.860.5658 Customer Service: 877.855.2867

