



Arctic Fox



Classic

Silver Fox Edition

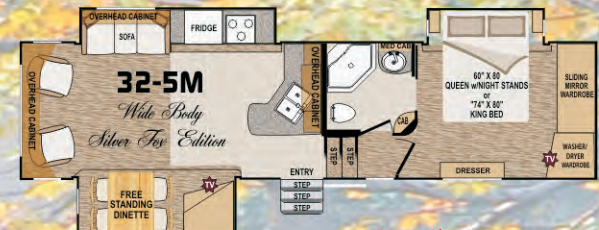
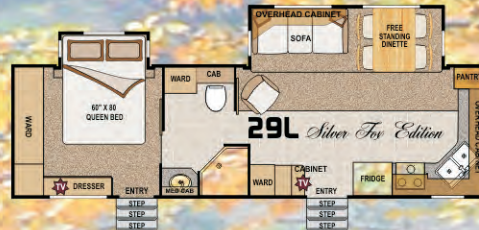
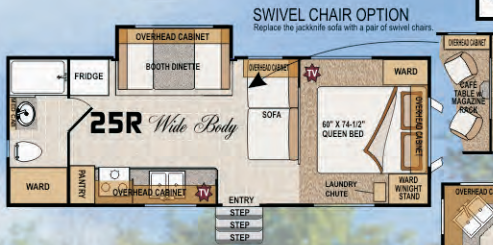
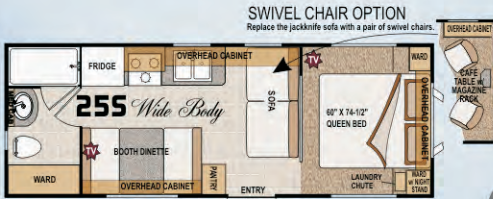
Classic

Aretic Fox

Silver Fox Edition



Aluminum SuperStructure




Silver Fox Edition

LOCATION OF STANDARD LIVING AREA TV & LOCATIONS FOR OPTIONAL ADDITIONAL TV'S



Our Guarantee of
Quality
Strength
Durability



Classic

Travel Trailers

- Aluminum Frame Construction
- Front Fiberglass Cap
- R-18 Fiberglass plus...
- ...Reflective Foil Insulation in the Roof
- Certified Chassis w/ HD Suspension
- Heated and Enclosed Tanks
- Wide Body Construction
- Kitchen Skylight w/ Shade
- New Convenience Headboard
- Interior Command Center
- Privacy Tint Windows w/Night Shade

Silver Fox Edition

Travel Trailers

- Gray Fiberglass Cap w/ Integrated LP Cover
- 12 Volt Power Jack
- Chassis Mounted Spare Tire Carrier
- Slam Latch, 1" Thick, Luggage Doors
- Keyless Entry Door
- Ozite Ceiling Liner
- Solid Surface Counter Tops
- Bedroom Starlight with Shade
- Tru-Rest Memory Foam Mattress
- Telescoping Lighted Vanity Mirror
- Antique Glazed Kitchen Cabinetry

5th Wheels

- Gray Fiberglass Front Cap w/ Turning Radius
- Exterior Convenience Center
- Certified Store More Chassis
- Slam Latch, 1" Thick, Luggage Doors
- Keyless Entry Door
- Wide Body Construction
- Solid Surface Counter Tops
- 6'6" Main Floor Slideouts
- Tru-Rest Memory Foam Mattress
- Ultra Deck Sleep System
- Antique Glazed Kitchen Cabinetry

Aluminum SuperStructure



Arctic Fox

"Quality you can see."



32-5M Royal Estate



27T Riviera Dune



27-5L Riviera Dune

Arctic Fox - Standard Features

Laminated Aluminum Frame Construction
Fiberglass Front Cap w/Integrated LPG Tank Cover
4 Season All Weather Package
Front Security/Convenience Lights
Reflective Foil Insulation in Slideout Floors
R-18 Roof Insulation (plus Reflective Foil Insulation)
Flat Screen LCD TV
Carefree Travel'R 12 Volt Power Awning
AM/FM-CD/DVD Player w/ Interior and Exterior Speakers
Aluminum Wheels
Deep Tint Windows
Decorative Wall Clock
Residential Style Furniture

Shock Absorbers on All Four Wheels
Stabilizing Jacks
Roof Rack and Ladder
Solid Wood Drawer and Door Fronts
Deluxe Slideout Flange Treatment
Upgraded Interior Fabrics and Styling
Oil Rubbed Bronze Décor Light Fixtures
Pleated Privacy/Night Shades
Fantastic Fan
Kitchen Skylight with Shade
Porcelain Marine Toilet w/ Foot Pedal
Bath Skylight
Retractable Shower Screen or Glass Enclosure

Tru-Rest Memory Foam Mattress
Designer Bedspread with Pillow Shams
Digital TV Antenna
Galley Fluorescent Light
Park TV Cable Jack
Pre-Wired for Satellite and Solar Panel
Microwave Oven
Large Exterior Entry Assist Handle
12 Volt Disconnect Switch
Interior Command Center
Residential Durable Floor Covering
Cargo Netting Inside Wardrobe

Silver Fox Edition -Additional Enhancements

Gray Front Cap with Integrated LPG Tank Cover
Chassis Mount Spare Tire Carrier
Variable Recessed Halogen Light
Low Profile Fluorescent Lights
Antique Glazed Kitchen Cabinetry
Solid Surface Counter Tops
Slam Latch Luggage Doors
Telescoping Lighted Vanity Mirror
Custom Designer Back Splash

12 Volt Power Jack
Keyless Entry
Decorative Iron Décor Items
Bedroom Starlight with Shade
Ozite Ceiling Liner
16" Aluminum Wheels
Molded Rear Fiberglass Cap
8 Cubic Foot Refer
10 Gal. DSI Water Heater

5th Wheel Exclusives

Gray Front Cap with Turning Radius
Wide Body Construction
Certified Store More Chassis
6'6" Slideout Height on 30 Foot & Larger
Ultra Deck Sleep System
Exterior Convenience Center
Generator Ready



MORE ARCTIC FOX

Classic

Silver Fox Edition

Description

Arctic Fox Travel Trailers

Arctic Fox 5th Wheel Models

	22G	22H	25P	25R	25S	25Y	26X	27T	29L	30U	27-5L	29-5K	29-5T	32-5M
Model Number	22G	22H	25P	25R	25S	25Y	26X	27T	29L	30U	27-5L	29-5K	29-5T	32-5M
Dry Axle Weight (approx. Lbs.)	4500	4455	5900	5835	4690	6265	6200	6325	7205	7075	8255	9220	TBA	9880
Dry Hitch Weight (approx. Lbs.)	550	595	860	650	570	785	1000	900	1060	1065	1955	2900	TBA	2600
Net Carrying Capacity	2450	2450	3240	3515	2740	3735	3200	3175	2135	2260	3745	4780	TBA	4120
Gross Dry Weight-lbs (approx. Lbs.)	5050	5050	6760	6485	5260	7050	7200	7225	8265	8140	10210	12120	TBA	12480
Gross Vehicle Weight Rating (GVWR)-Lbs.	7500	7500	10000	10000	8000	10000	10400	10400	10400	10400	13955	16900	TBA	16600
Exterior Length (approx. w/hitch)	23'10"	23'10"	27'1"	27'3"	26'11"	30'	28'5"	29'8"	32'	32'4"	28'1"	33'11"	31'3"	34'11"
Exterior Height (approx. incl. AC unit)	10'3"	10'2"	10'11"	10'8"	10'3"	10'11"	11'2"	11'2"	11'3"	11'3"	12'6"	13'	13'	13'
Exterior Width (approx. w/o awning)	8'6"	8'6"	8'6"	8'6"	8'6"	8'6"	8'	8'	8'	8'	8'6"	8'6"	8'6"	8'6"
Tire Size	ST205 75R15	ST205 75R15	ST225 75R15	ST225 75R15	ST205 75R15	ST225 75R15	ST235 80R16	ST235 80R16	ST235 80R16	ST235 80R16	ST235 80R16	ST235 85R16	ST235 80R16	ST235 85R16
Load Range	C	C	D	D	C	D	E	E	E	E	E	G	E	G
Fresh Water Capacity (approx gal)	44	46	50	58	58	47	67	66	67	67	76	82	75	82
Gray Water Tank (approx. gallons)	41	41	40/35	41	41	47	30/25	54	35/25	54	35/35	72/35	50	72
Black Water Tank (approx. gallons)	35	35	35	35	35	36	44	42	44	42	35	65	35	65
LPG Capacity (approx. gallons)	14	14	14	14	14	14	14	14	14	14	20	20	20	20
CSA - Canadian Dealers Only	YES	YES	YES	YES	YES	YES	YES	YES	YES	YES	YES	YES	YES	YES
Auto Ignition Furnace (1,000 BTU's)	25	25	25	25	25	30	30	30	30	30	35	35	35	35

ABSOLUTE NORTHWOOD

Our Guarantee of

- ✓ Quality
- ✓ Strength
- ✓ Durability

