

WESTERN EDITION

HIDEOUT

TRAVEL TRAILERS · SPORT TRAVEL TRAILERS



KEYSTONE
RV COMPANY

CAMP BETTER



HIDEOUT 29DFS



HIDEOUT 29DFS

2023 HIDEOUT | EXCEPTIONAL FEATURES

- SOLARFLEX™ 200 SOLAR POWER SYSTEM W/OPTIONAL DRAGONFLY ENERGY LITHIUM-ION BATTERY
- **NEW** GIRARD TANKLESS WATER HEATER
- CENTRAL VACUUM (N/A ON SPORT)
- BLADE™ HIGH-PERFORMANCE AIR FLOW SYSTEM (N/A ON SPORT)
- TINTED WINDOWS (N/A ON SPORT)
- PORCELAIN TOILET (N/A ON SPORT)
- **NEW** MEDICINE CABINET ABOVE BATHROOM SINK
- **NEW** RESILIENT VINYL FLOORING IN SLIDE ROOMS (N/A ON SPORT)
- SEAMLESS KITCHEN COUNTERTOPS
- **NEW**.040" SMOOTH METAL FRONT (N/A ON SPORT)
- SOLIDSTEP® AT MAIN ENTRY DOOR (N/A 38s)
- EXTRA-LARGE GRAB HANDLE
- WINEGARD™ AIR 360+ OMNIDIRECTIONAL ANTENNA WITH WI-FI/4G LTE
- POWER STABILIZER JACKS (N/A ON SPORTS & 38s)
- POWER TONGUE JACK (N/A ON SPORT & 38s)

MODEL	WEIGHT	CARRYING CAPACITY	HITCH WEIGHT	FRESH WATER**	WASTE WATER	GRAY WATER	LPG	LENGTH*	WIDTH	HEIGHT	AWNING
174RK	4085	1115	525	21	30	30	20	21' 5"	8'	10' 2"	10'
175BH	3428	972	485	21	30	30	20	21' 5"	8'	10' 2"	14'
176BH	3810	690	520	21	30	30	20	21' 5"	8'	10' 2"	10'
177RD	3397	1003	540	21	30	30	20	21' 5"	8'	10' 2"	10'
179RB	3753	727	480	21	32	30	20	21' 5"	8'	10' 2"	10'
181BH	4435	765	595	21	30	60	20	22' 9"	8'	10' 4"	15'
186SS	4291	709	610	21	30	30	20	22' 10"	8'	10' 4"	14'
201BH	4265	1735	550	21	30	30	20/30 opt	22' 9"	8'	10' 5"	15'
20RDNWE (20RDWE)	TDB	7200	TDB	54	38	38	60	25' 1"	8'	11' 0"	12'
21BHNWE (21BHWE)	4480	2520	538	54	40	40	60	25' 6"	8'	11' 0"	12'
22MLSWE	5510	2210	750	54	38	38	40	26' 2"	8'	11' 1"	16'
24RBSWE	TDB	7690	TDB	54	38	38	40	28' 11"	8'	11' 1"	16'
25BHNWE	TDB	7500	TDB	54	38	38	60	29' 4"	8'	11' 1"	12'
25BHSWE (25BHWE)	TDB	TDB	TDB	TDB	TDB	TDB	TDB	TDB	TDB	TDB	TDB
25RDSWE	6220	1380	720	54	38	38	40	29' 5"	8'	11' 1"	18'
26BHSWE (26BHWE)	5996	1724	720	54	38	40	60	30' 3"	8'	10' 3"	14'
28BHSWE	6832	2788	820	54	38	78	60	32' 10"	8'	11' 1"	16'
28RKSWE	6895	2645	740	54	38	76	60	33' 1"	8'	11' 1"	16'
29DFSWE	7036	2544	780	54	38	76	60	34' 1"	8'	11' 1"	16'
29QBSWE (29BQWE)	6724	2776	970	54	38	38	40	33' 10"	8'	11' 1"	16'
30BHKSWE	7543	2205	948	54	38	38	60	35' 0"	8'	10' 10"	16'
31BRD (318BR)	7751	1849	870	37	39	69	40	35' 11"	8'	11' 2"	18'
32LBH	7452	2348	1045	37	30	69	40	36' 6"	8'	11' 0"	18'
34FKDS	8394	1506	1100	37	39	78	40	38' 11"	8'	11' 2"	18'
38BHDS	8306	1664	1170	37	39	39	60	39' 11"	8'	11' 2"	18'
38FDDS	8376	1624	1205	37	39	39	60	39' 11"	8'	11' 2"	18'
38FKTS	9183	1817	1200	37	39	78	60	39' 11"	8'	11' 4"	18'
38FQTS	9246	2114	1200	37	78	78	60	39' 11"	8'	11' 4"	18'

HIDEOUT

Keystone Hideout RVs make it incredibly easy to become a camper. Choose from a wide selection of floorplans from sport travel trailer models to bunkhouses roomy enough for the entire family (and a few neighbor kids)! You'll fall in love with Hideout's airy interiors and dialed-in features – all at affordable price points.



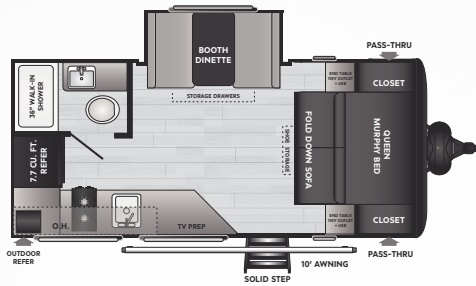
"The layout of our unit is perfect for us. We are retirees with two small dogs. The dinette slideout gives us and the puppies plenty of floor space. The countertop space is great and gives us room for our small TV and food prep. The Murphy bed with the couch is also a big plus. Pulling this small RV with my half-ton is also easy."

TOBIS — HIDEOUT 174RK OWNER

VISIT OUR WEBSITE FOR PHOTOS,
360° TOURS, AND FULL PRODUCT DETAILS

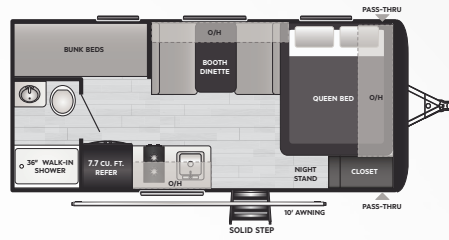


NEW TO CAMPING? Keystone RV's Matt Ardent & Bart Taylor walk you through everything you need to know from your pre-travel checklist to full campsite set-up. You can find this series on Keystone's YouTube channel or follow this QR code to our website.



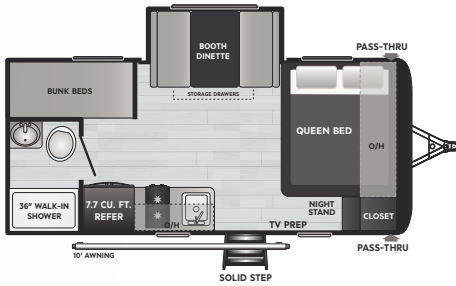
174RK | WEIGHT 4085 | LENGTH 21' 5"

SPORT ▪ BOOTH DINETTE, REAR KITCHEN SLIDE, MURPHY BED



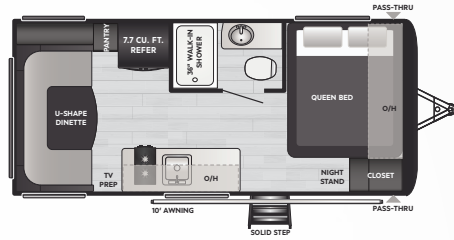
175BH | WEIGHT 3428 | LENGTH 21' 5"

SPORT ▪ NON-SLIDE, SINGLE BUNKS



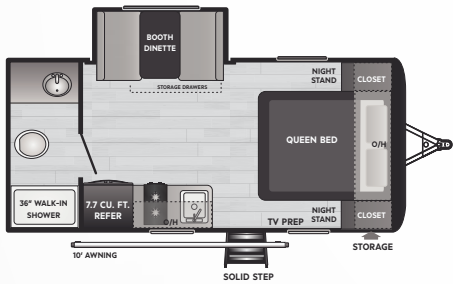
176BH | WEIGHT 3810 | LENGTH 21' 5"

SPORT ▪ BOOTH DINETTE SLIDE, SINGLE BUNKS



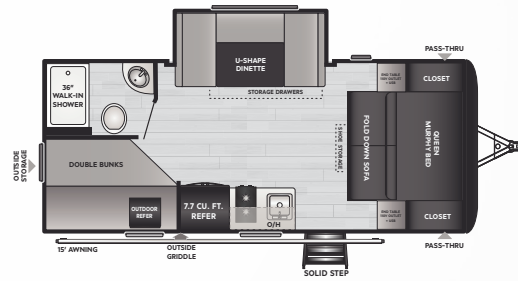
177RD | WEIGHT 3397 | LENGTH 21' 5"

SPORT ▪ NON-SLIDE, REAR DINETTE



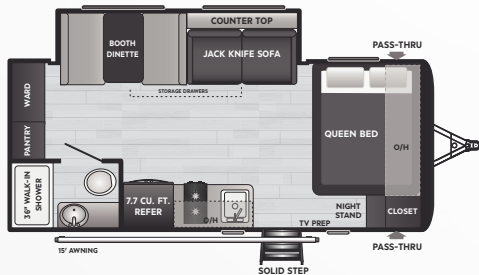
179RB | WEIGHT 3753 | LENGTH 21' 5"

SPORT ▪ BOOTH DINETTE SLIDE, REAR BATHROOM



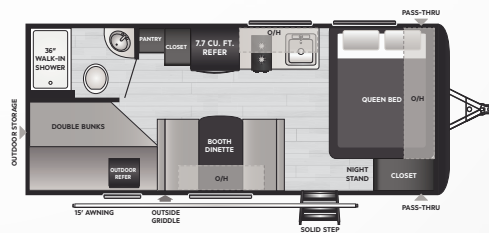
181BH | WEIGHT 4435 | LENGTH 22' 9"

SPORT ▪ U-SHAPE DINETTE SLIDE, DOUBLE BUNKS, MURPHY BED



186SS | WEIGHT 4291 | LENGTH 22' 10"

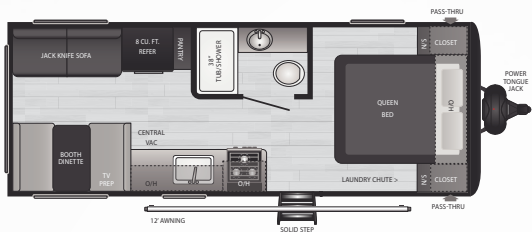
SPORT ▪ SUPER SLIDE, REAR PANTRY/WARDROBE



201BH | WEIGHT 4265 | LENGTH 22' 9"

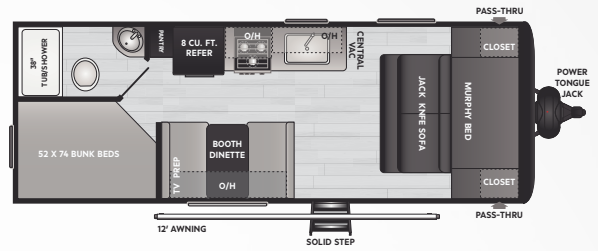
SPORT ▪ NON-SLIDE, DOUBLE BUNKS

WALK-INSHOWER



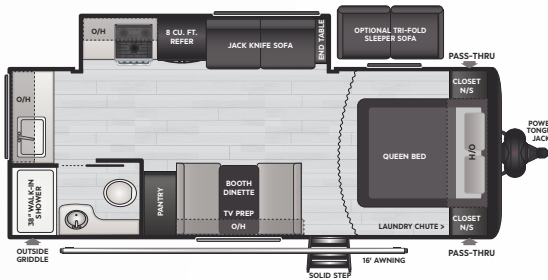
20RDNWE | WEIGHT TBD | LENGTH 25' 1"

▪ NON-SLIDE, REAR DINETTE, LARGE REAR WINDOWS



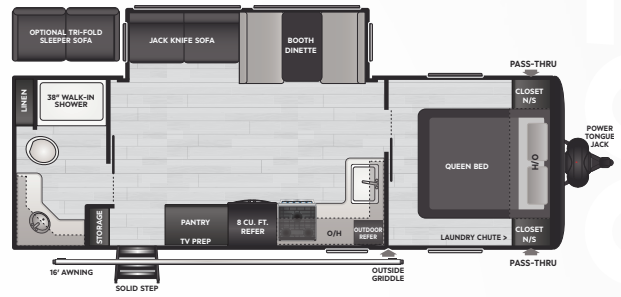
21BHNWE | WEIGHT 4480 | LENGTH 25' 6"

▪ NON-SLIDE, DOUBLE BUNKS, MURPHY BED



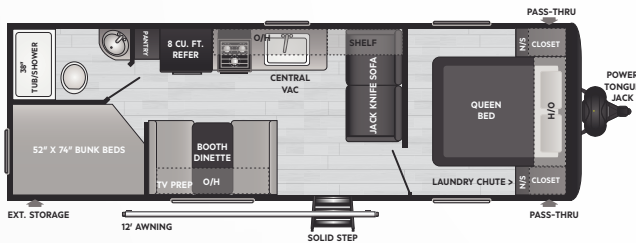
NEW! 22MLSWE | WEIGHT 5510 | LENGTH 26' 2"

▪ COMBO SLIDE, MIDDLE LIVING, OPEN CONCEPT



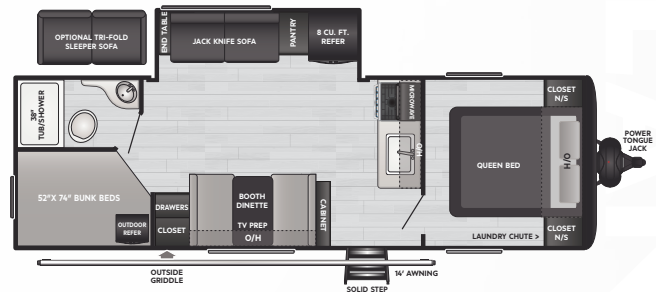
NEW! 24RBSWE | WEIGHT TBD | LENGTH 28' 11"

▪ SUPER SLIDE, REAR BATH, OUTDOOR KITCHEN



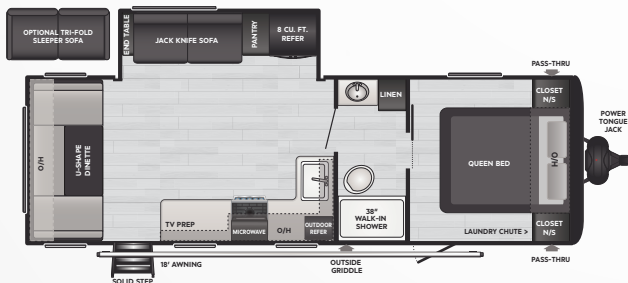
25BHNWE | WEIGHT TBD | LENGTH 29' 4"

▪ NON-SLIDE, DOUBLE BUNKS, PRIVATE BEDROOM



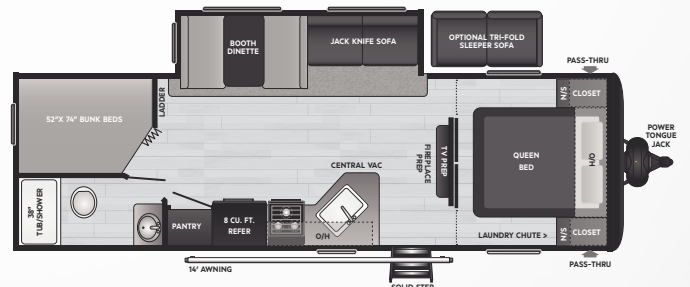
NEW! 25BHSWE | WEIGHT TBD | LENGTH TBD

▪ COMBO SLIDE, DOUBLE BUNKS, OUTDOOR KITCHEN



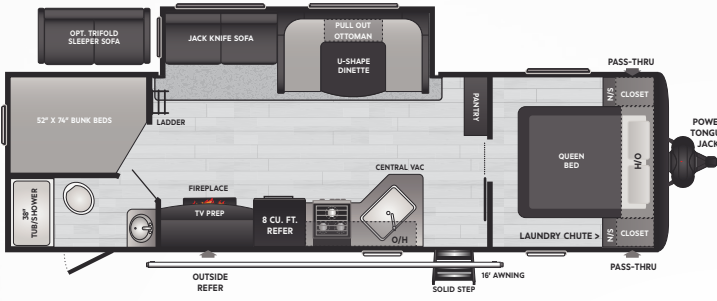
NEW! 25RDSWE | WEIGHT 6220 | LENGTH 29' 5"

▪ COMBO SLIDE, REAR DINETTE, OUTDOOR KITCHEN



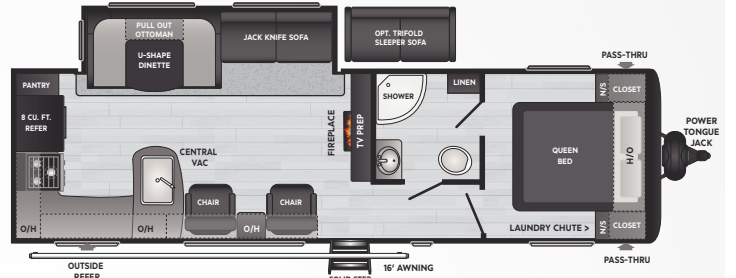
26BHSWE | WEIGHT 5996 | LENGTH 30' 3"

▪ SUPER SLIDE, DOUBLE BUNKS



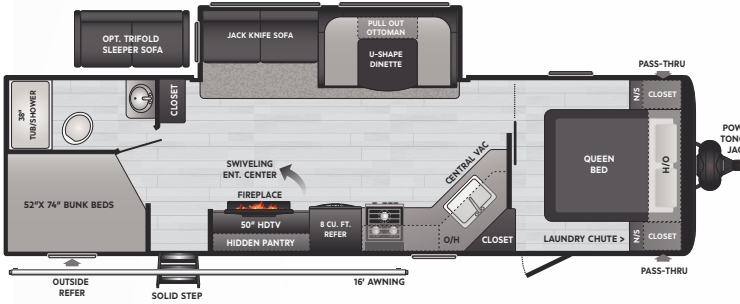
28BHSWE | WEIGHT 6832 | LENGTH 32' 10"

▪ SUPER SLIDE, DOUBLE BUNKS, OUTSIDE KITCHEN



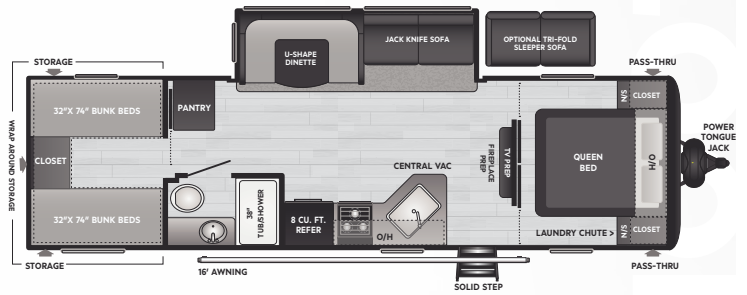
28RKSWE | WEIGHT 6895 | LENGTH 33' 1"

▪ SUPER SLIDE, REAR KITCHEN, OUTSIDE KITCHEN



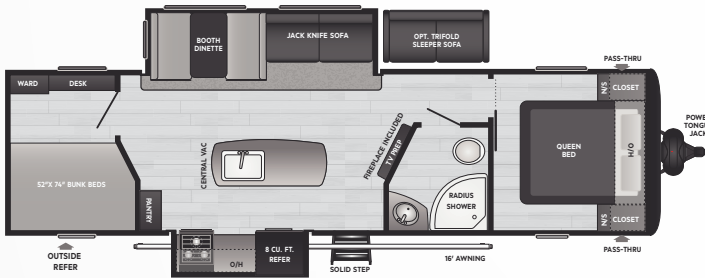
29DFSWE | WEIGHT 7036 | LENGTH 34' 1"

▪ SUPER SLIDE, DOUBLE BUNKS, HIDDEN PANTRY



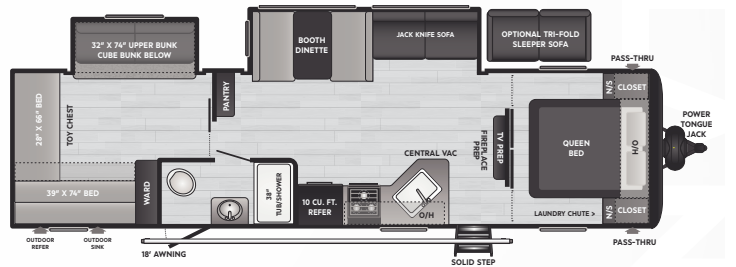
29QBSWE | WEIGHT 6724 | LENGTH 33' 1"

▪ SUPER SLIDE, FOUR SINGLE BUNKS, LARGE WRAP AROUND EXTERIOR STORAGE



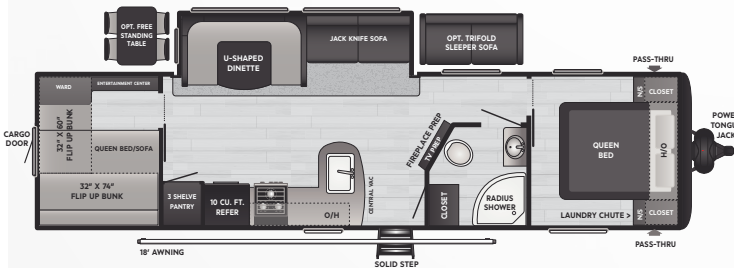
30BHKSW | WEIGHT 7543 | LENGTH 35' 0"

▪ DOUBLE SLIDES, BUNKROOM, ISLAND KITCHEN



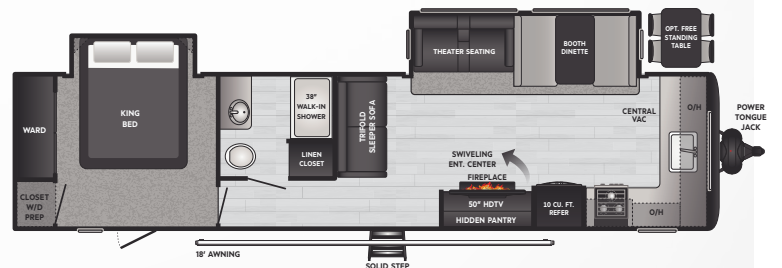
31BRD | WEIGHT 7751 | LENGTH 35' 11"

EASTERN ▪ DOUBLE SLIDE, BUNKROOM W/ SLIDE, LARGE OUTSIDE KITCHEN



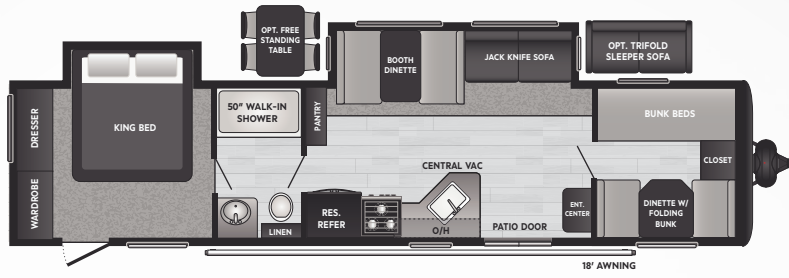
32LBH | WEIGHT 7452 | LENGTH 36' 6"

EASTERN ▪ SUPER SLIDE, BUNKROOM, BIKE DOOR



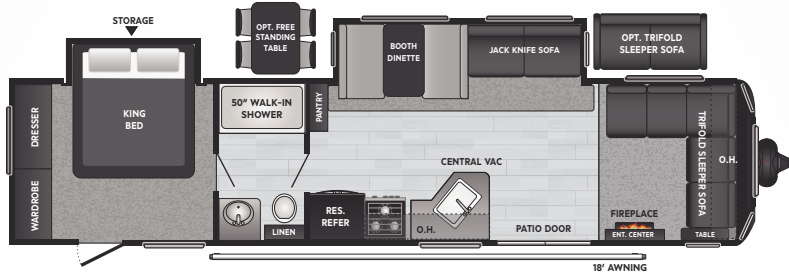
34FKDS | WEIGHT 8394 | LENGTH 38' 11"

EASTERN ▪ DOUBLE SLIDE, KING BED SLIDE, WASHER/DRYER PREP



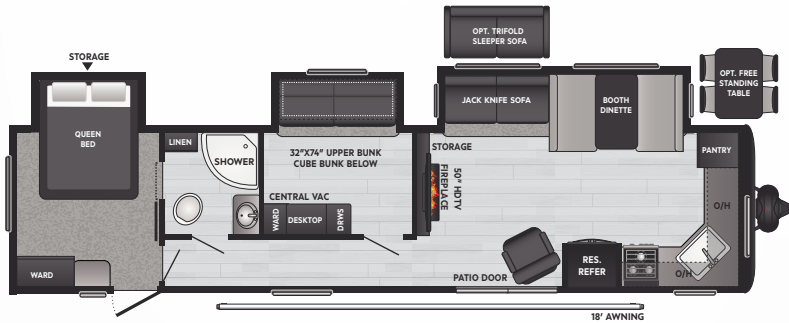
38BHDS | WEIGHT 8306 | LENGTH 39' 11"

EASTERN ▪ DOUBLE SLIDE, KING BED SLIDE, FRONT BUNKROOM



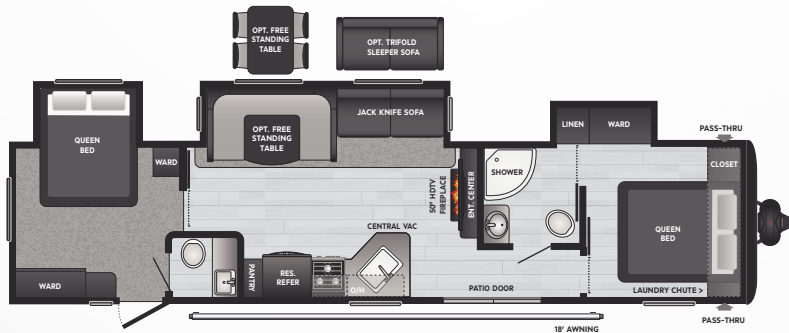
38FDDS | WEIGHT 8376 | LENGTH 39' 11"

EASTERN ▪ DOUBLE SLIDE, KING BED SLIDE, FRONT SECTIONAL



38FKTS | WEIGHT 9183 | LENGTH 39' 11"

EASTERN ▪ TRIPLE SLIDE, QUEEN BED SLIDE, MID-BUNKROOM W/ SLIDE



38FQTS | WEIGHT 9246 | LENGTH 39' 11"

EASTERN ▪ TRIPLE SLIDE, QUEEN BED SLIDE, FRONT QUEEN W/ WARDROBE SLIDE

AVAILABLE COLORS



TAKE CHARGE OF HOW YOU CAMP

EXCEPTIONAL QUALITY, IMPOSSIBLY VERSATILE, SolarFlex™ IS SHATTERING CUSTOMER'S EXPECTATIONS OF FACTORY-INSTALLED SOLAR POWER. EXCLUSIVELY AVAILABLE ON ALL KEYSTONE RV MODELS.




Relieve battery anxiety with legendary Lithium-ion deep cycle batteries – the ultimate replacement for lead acid. Lightweight, reliable, and longer-lasting, Dragonfly Energy batteries are made in the USA and available exclusively from Keystone RV and authorized dealers.

MY KEYSTONE OWNER'S APP

THE ONLY APP YOU'LL NEED...

» MANUALS & QUICK START GUIDES

» HOW-TO VIDEOS



» FIRST-TIME CAMPER'S ADVICE

» ACCESS TO YOUR RV'S MOBILE APPS

Available for iOS and Android devices.



FOLLOW US FOR THE LATEST!



DISCLAIMER: Product information is as accurate as possible as of the date of publication of this brochure. All features, floor plans, and specifications in this brochure are subject to change without notice. Please also consult Keystone's web site at www.keystonerv.com for more current product information and specifications. Tow Vehicle Disclaimer. CAUTION: Owners of Keystone recreational vehicles are solely responsible for the selection and proper use of tow vehicles. All customers should consult with a motor vehicle manufacturer or their dealer concerning the purchase and use of suitable tow vehicles for Keystone products. Keystone disclaims any liability or damages suffered as a result of the selection, operation, use or misuse of a tow vehicle. KEYSTONE'S LIMITED WARRANTY DOES NOT COVER DAMAGE TO THE RECREATIONAL VEHICLE OR THE TOW VEHICLE AS A RESULT OF THE SELECTION, OPERATION, USE OR MISUSE OF THE TOW VEHICLE. *Length is defined as the distance from the centerline of hitch pin/coupler to rear bumper of trailer. ** Fresh water capacity includes water heater. Please review owner's manual prior to purchase for more information on service warranties, extended use, towing and maintenance. Owner's manuals can be found at keystonerv.com. PRINT 09.2022