

A LEGACY OF QUALITY

# NASH



OFF THE GRID' - OTG



# NORTHWOOD



[WWW.NORTHWOODMFG.COM](http://WWW.NORTHWOODMFG.COM)

# A LEGACY OF QUALITY

**ABSOLUTE NORTHWOOD:  
WHERE OUR QUALITY BEGINS**



Our Commitment to:

**QUALITY  
STRENGTH  
DURABILITY**

**INTERIOR COLORS  
FOR 2021**

**Loaded with ALL these Standard Features**

- Shock Absorbers
- Certified Off-Road Chassis
- TG Plywood Floor Decking
- Plywood Roof Decking
- Heavy Gauge One Piece Roof Membrane
- ...plus these amenities...
- 12 Volt LED Power Awning
- Rear Receiver Hitch
- 10 Gallon Water Heater
- Generator Ready...

**...and these Absolute Northwood Features**

- LED Lighting Inside and Out
- Bonded Northwood Roof Truss System
- Residential Quality Face-Frame
- Custom Built Cabinetry
- All Conditions-Insulated & Heated Holding Tanks & Valves
- Heavy Gauge, Fully Welded, Thick Wall Aluminum Frame
- Solid Fill - Full Thread Depth Anchor Blocking
- Virgin 2lb. Rigid Dense Block Foam Insulation
- One Piece Fiberglass Exterior Wall
- Cathedral Arched Ceiling

**...STANDARD ON EVERY NASH!**



**NASH 24M  
ELEGANT TRUFFLE**



**NASH 24B  
EARLY AUTUMN**

# BUILT OFF ROAD TOUGH

**ALUMINUM SUPERSTRUCTURE**

## ROOF

✓ FULL WALK ON ROOF WITH BONDED ROOF TRUSS SYSTEM  
CATHEDRAL ARCHED CEILING

## FRAME

✓ HEAVY GAUGE FULLY WELDED ALUMINUM SUPERSTRUCTURE

## FLOORS

✓ COMMERCIAL GRADE LINOLEUM, FULLY INSULATED TONGUE AND GROOVE PLYWOOD (NOT CHIPBOARD)

## SLIDE OUTS

✓ 4 SEALS, DUAL RACK & PINION RAMS (MAIN SLIDES)  
INSULATED, CROSS VENTILATING WINDOWS

## CHASSIS

✓ CUSTOM BUILT, INDEPENDENTLY TESTED & CERTIFIED

## CABINETS

✓ WALL & CEILING MOUNTED, FACE FRAME CONSTRUCTION



### A. NORTHWOOD ROOF TRUSS SYSTEM

- 1 Heavy Gauge One Piece Roof Membrane
- 2 3/8" Plywood Sheathing (Bonded to Trusses)
- 3 R-15 Reflective 'Arctic' Foil Insulation
- 4 R-14 Dual Layer Fiberglass Insulation
- 5 Cathedral Arched Roof Trusses (More overhead space)
- 6 Interior Lamination Grade Lauan Plywood (Bonded to trusses)
- 7 Designer Interior Decor Finish Paneling

### B. HIGH DENSITY ONE PIECE LAMINATED WALLS

- 8 Designer Interior Decor Vinyl Finish
- 9 Heavy Gauge Fully Welded Aluminum Superstructure
- 10 Solid Wood Fill - Full Thread Depth Anchor Blocking
- 11 Virgin 2 lb Rigid Dense Block Foam Insulation
- 12 Steel Inlaid Bonderizer Anchor Strips
- 13 Lamination Grade Lauan Plywood Exterior Wall Layer
- 14 Corona Treated High Durability Fiberglass Outer Layer

### C. ULTIMATE DURABILITY FLOOR STRUCTURE

- 15 Commercial Grade Linoleum with 20 mil Surface
- 16 5/8" T&G Plywood Decking (Not Chipboard)
- 17 R-7 Residential Grade Fiberglass Insulation
- 18 Reinforced Woven Highway Moisture Barrier

### D. DUAL RACK & PINION RAM MAIN SLIDE ROOM

- 19 4 Seal System w/ Inner & Outer Bulb Seal
- 20 ...including Wiper Seal for Continual Seal (Any Position)
- 21 ...and Outer Bulb Seals

Our Northwood Built Chassis are Independently Tested & Certified by Pacific West Associates, Inc.

### E. CHASSIS

- 22 Independently Certified Custom Built Northwood Chassis
- 23 R-7 Residential Quality Formaldehyde Free Fiberglass Insulation
- 24 Corrugated Underbelly Panels
- 25 Heated and Insulated Large Capacity Holding Tanks
- 26 Easy Lube Axles and Shock Absorbers
- 27 Heavy Duty Radial Tires
- 28 Sealed All Metal Heat Ducts

### MORE ABSOLUTE NORTHWOOD QUALITY FEATURES


- 29 All Foam Condensation Resistant A/C Ducts
- 30 Large Bath Skylight
- 31 Hi Output Roof Mount A/C
- 32 Roto Molded High Durability Wheel Skirts
- 33 Diamond Scored Sidewall Skirts (Some Models)
- 34 Diamond Plate Gravel Guard



A LEGACY OF QUALITY



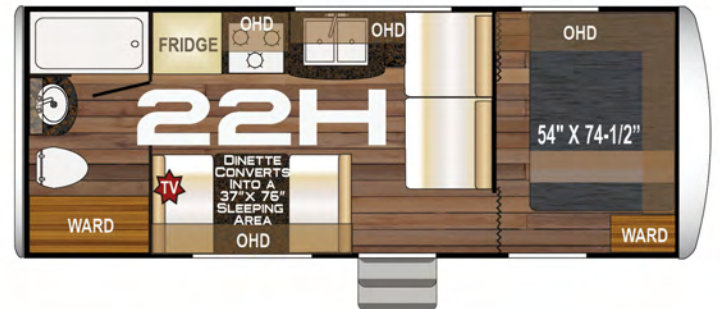
# 17K EARLY AUTUMN





A LEGACY OF QUALITY

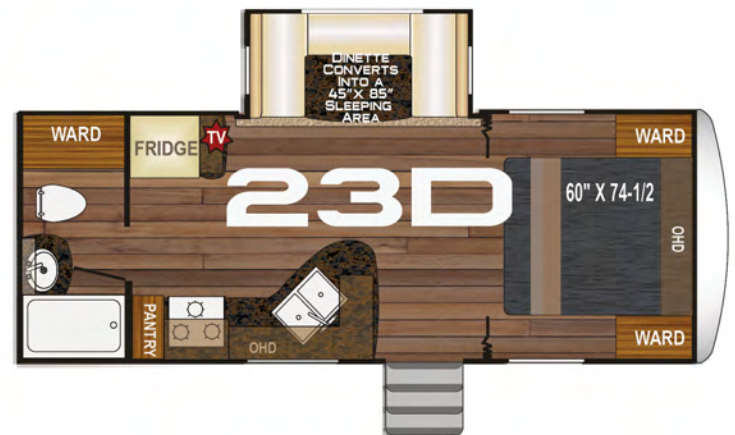
# 22H ELEGANT TRUFFLE



A LEGACY OF QUALITY



# 23D EARLY AUTUMN



A LEGACY OF QUALITY



# 24B EARLY AUTUMN

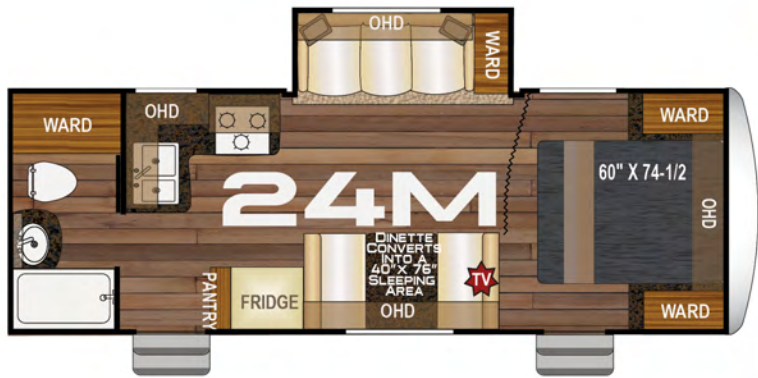




A LEGACY OF QUALITY



**24M**  
**ELEGANT TRUFFLE**



# COMING IN FALL 2021

# NEW 25DS

## ELEGANT TRUFFLE



A LEGACY OF QUALITY

# 26N ELEGANT TRUFFLE



A LEGACY OF QUALITY

# 29S ELEGANT TRUFFLE



# WHAT IS ABSOLUTE NORTHWOOD?

## CHASSIS

✓ Custom Built, Independently Tested & Certified

## FRAME

✓ Fully Welded Aluminum Superstructure

## ROOF

✓ Full Walk On, Bonded Roof Truss System

## CABINETS

✓ Wall & Ceiling Mounted, Face Frame Construction

## INSULATION

✓ A True 4 Season Coach



*Our Commitment to*  
**QUALITY**  
**STRENGTH**  
**DURABILITY**

When you purchase a DFox, you are investing in the best quality materials, construction and craftsmanship. That is why the resale value in a DFox remains higher, and your investment retains its value longer. If you ever decide to trade in your DFox, you will get top dollar. That is why you don't see many used DFox trailers on the market, folks buy them up as quickly as they become available because DFox Toy Haulers have a reputation for durability and longevity.

## THICK WALL ALUMINUM FRAME

## ALUMINUM SUPERSTRUCTURE

Aircraft Grade Tubing Up to 1/8" Thick  
.125"-.060" Thick frame with fully welded heavy gauge, thick wall aluminum tubing.



## ALL CONDITIONS

## 4 SEASON COACH

WARM AIR AROUND TANKS

Heated enclosed holding tanks & dump valves.  
Designed for cold northern climates.



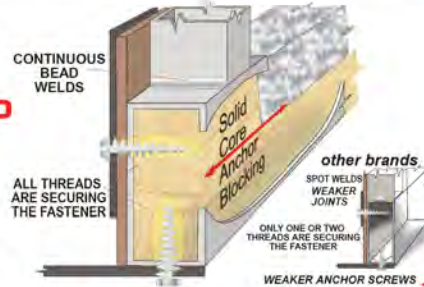
HEATED HOLDING TANK AREA



## SOLID CORE ANCHOR BLOCKING

## UTILIZING EVERY THREAD

At all critical anchor points, we include solid fill anchor blocking so all the threads of the fasteners anchor securely and completely.



## RESIDENTIAL QUALITY

## CUSTOM BUILT CABINERY

Our cabinetry is built w/solid wood doors, built with residential face frame construction methods. Drawers slide effortlessly on heavy gauge roller bearing drawer glides.



## NORTHWOOD ROOF TRUSS SYSTEM

## FULL WALK-ON ROOF

GLUE BONDED STRUCTURE

- \* Exterior marine grade decking
- \* One piece heavy gauge membrane.
- \* Fully bonded ceiling, trusses and roof sheathing.
- \* Trusses w/ 5-1/2 inch height for plenty of runoff slope.




UP TO 4" OF EXTRA HEADROOM

## ELECTRICAL FEATURES

## LED LIGHTS & SURGE TESTS

You will find energy efficient LED lighting both inside and out. Additionally, our 110V systems are surge tested multiple times with 1080 volts and the 12V systems are surge tested with 600 volts.



## CERTIFIED

## OFF-ROAD CHASSIS

WE BUILD OUR OWN!

We are one of the few manufacturers who build their own chassis. The name NORTHWOOD is known throughout the industry for quality chassis and we certify ours through an independent testing lab.





**5 MORE TESTIMONIALS**



**PHOTO BY DIANE FELT**



**PHOTO BY THE ALLAN FAMILY**



**PHOTO SUBMITTED BY L. DUNCAN**

## **ALL CONDITIONS/FOUR SEASONS**

Cozy camping in the Nash 25C 4-Season Trailer. When it was time for an upgrade for the Allan family of Calgary, they didn't hesitate to upgrade to Northwood's biggest bunkhouse trailer, the Nash 29S. Submitted by: The Allan Family



**PHOTO BY FONDA W.**

## **QUALITY CONSTRUCTION CAN BE A LIFE SAVER!**

This picture was sent in to Northwood by a repeat customer who lived in her 17K near Portland, OR. Due to excessive snow load, this tree uprooted and landed on her trailer while she was asleep inside!!!

Fortunately, we build Nash Trailers with 16" on center, select quality studs and quality plywood (instead of OSB board and 24" OC framing). If this had been a lesser quality trailer, it could have turned out much worse!!! Fonda said she was so impressed with Northwood quality that she just bought a brand new 2019 Arctic Fox 22G."

Submitted by: Fonda W.

# ARE YOU READY TO GO OTG?



## OFF THE GRID PACKAGE



THE OTG PACKAGE INCLUDES ALL OF THESE ITEMS:

# NASH

GO FARTHER,  
GO LONGER,  
GO OTG!



10 Gallon LP Tanks



170 Watt On-Board Solar



Custom OTG Graphics



Rear LED Light Bar



Coleman Mach Power Saver A/C



12 Volt Awning w/ FLXguard & RGB LED Lights



Custom OTG Interior Badging



SafarTuff LP Rack w/ LED Light Bar

Indoor/Outdoor Table



Custom Rims w/ OTG Center Cap



Off-Road Knobby Tires



Dexter E-Z Flex Equalizers and KYB Shocks



# A LEGACY OF QUALITY

## STANDARD CONSTRUCTION FEATURES

Northwood Built, Independently Certified, Off-Road Chassis  
 Fully Welded, Thick-Wall Aluminum Frame Construction  
 One-Piece, Corona Treated, Continuous Fiberglass  
 Hot, Polyurethane Laminated, Multi-Layered Substrate Walls  
 High Density Block Foam Insulation  
 Cathedral Arched Ceiling / Aerodynamic Front Contour  
 E-Z Lube Axles w/ Nev-R Adjust Forward, Self Adjusting Brakes  
 15" Aluminum Wheels / Tires & White Mod Spare  
 Shocks On All Four Wheels  
 12-Volt Power Tongue Jack / Stabilizer Jacks  
 Easy Access LP Cover / Dynamic "Flight" Graphics  
 4" Sewer Hose Carrier Bumper  
 All-Conditions/Four Seasons Insulation With R-14 Ceiling  
 R-15 Reflective Foil Insulation in Roof / Slide  
 Heated and Enclosed Tanks  
 Nash Fiberglass Front Cap w/ Diamond Plate Front Gravel Guard  
 Dinette Slide (18FM, 23D, 24B, 25DS, 26N, 29S)  
 Sofa Slide (24M, 29S)  
 Second Entry (24M, 25DS, 26N, 29S)  
 Efficient Residential-Style Ducted Heating  
 Generator Ready / Satellite Ready / Solar Ready

## STANDARD EXTERIOR FEATURES

Easy Access LP Cover  
 4" Sewer Hose Carrier Bumper  
 LED Exterior Lighting  
 Roof Rack & Phatt Ladder  
 Exterior Marine Grade Speakers  
 Pass Thru Storage / Full Width Storage in 18FM, 22H  
 LPG Quick Connect & Black Water Flush System  
 Large Exterior Entry Grab Handle / Entry Door Friction Hinge  
 Exterior Shower / Magnetic Catches  
 Semi-Automatic Winterization/By-Pass System  
 10 Gal DSI Gas/Elect Quick Recovery Water Heater  
 13.5m BTU Air Conditioner w/Condensation-Resistant Ducting  
 Carefree Travel'R 12V LED Awning w/Adjustable Pitch HW  
 TV Antenna with Wi-Fi Extender Ready/Battery Disconnect  
 45 Watt Solar Panel  
 Sidewall Solar Port  
 Rear Receiver Hitch

## STANDARD INTERIOR FEATURES

Custom One Piece Formed Countertops & Dinette Table  
 LED Interior Lighting  
 Interior Command Center  
 Knotty Alder Cabinetry  
 Roller Bearing Drawer Glides  
 Hidden Hinges on Cabinet Doors  
 Fabric Night Shade Window Treatments  
 Charge Wizard / Digital Thermostat  
 AM/FM/CD/DVD Player w/Bluetooth  
 Smoke, LPG & CO Leak Detectors  
 Custom Nash Signature Key Rack  
 Jackknife Sofa (22H, 24M, 25DS, 29S)  
 Booth Dinette (17K, 22H, 24M, 25DS, 26N)  
 U-shaped Dinette (18FM, 23D, 29S)  
 Etched & Glazed Passage Door

## STANDARD KITCHEN FEATURES

Residential, Built-In Microwave  
 Stainless Steel Appliances  
 High Output 3-Burner Range with Range Cover  
 Large Fridge (7 Cu Ft) w/ Cold Weather Kit  
 Stainless Steel Sink  
 Sink Cover/Cutting Board

## STANDARD BATHROOM FEATURES

Hand Flush Toilet / Bath Skylight  
 Brushed Nickel Shower Screen  
 Full Tub (18FM, 24B, 26N, 29S)  
 Shower Pan (17K, 22H, 23D, 24M & 25DS)

## STANDARD BEDROOM FEATURES

Double Over Double Bunkhouse (24B, 29S)  
 NW TruRest Queen Mattress w/ Bedspread  
 Camping Clothes Closet with Removable Shelves  
 USB Charging Ports on Both Sides of Bed  
 Below Bed Storage  
 Recessed Storage Headboard

## OPTIONS

Fan Vent - Bedroom  
 Fan Vent - Kitchen  
 Fan Vent - Bathroom (Exhaust Only)  
 Thermal Pane Windows  
 Holding Tank Heat Pads (All Tanks)  
 Slide Out Topper (18FM, 23D, 24M, 24B, 26N, 29S)  
 28" 12v LED TV (17K, 22H, 24M, 23D)  
 32" 12v LED TV (18FM, 24B, 26N, 25DS, 29S)  
 15K Air Conditioner w/ Ducting (23D, 24M, 25DS, 26N, 29S)  
 Gateway Router  
 2.5 Onan LP Generator & 11K Power Saver A/C (17K, 18FM, 22H)  
 3.6 Onan LP Generator (23D, 24B, 24M, 25DS, 26N, 29S)  
 100 or 170 Watt Solar Panel  
 Cargo Carrier, RV BBQ  
 Rear View Camera  
 OTG Package



# NASH



## STANDARD FEATURES & OPTIONS

CUSTOMER PHOTOS AND TESTIMONIALS  
 DO NOT NECESSARILY REFLECT  
 THE VIEWS OR RECOMMENDATIONS  
 OF NORTHWOOD MANUFACTURING.

Send us your testimonial with  
 your pictures and you may be  
 featured in our future promotions.  
 Send your information to:  
[feedback@northwoodmail.com](mailto:feedback@northwoodmail.com)

Model Number	17K	18FM	22H	23D	24B	24M	25DS	26N	29S
Dry Axle Weight (approx. Lbs.)	4177	5106	4486	5134	5702	5428	6090	5809	6564
Dry Hitch Weight (approx. Lbs.)	589	556	627	606	758	595	755	743	796
Net Carrying Capacity	2634	1738	2387	1760	2740	3177	2355	2648	3340
Gross Dry Weight (approx. Lbs.)	4766	5662	5113	5740	6460	6023	6845	6552	7360
Gross Vehicle Weight Rating (GVWR)-Lbs.	7400	7400	7500	7500	9200	9200	9200	9200	10700
Exterior Length (approx. w/hitch)	22' 4"	22' 11"	24' 9"	25' 10"	28' 8"	27' 3"	29' 2"	29' 2"	32' 4"
Exterior Height (approx. incl. AC unit)	11' 1"	11' 6"	11' 1"	11' 6"	11' 6"	11' 6"	11' 6"	11' 6"	11' 6"
Exterior Width (approx. w/o awning)	8' 0"	8' 0"	8' 0"	8' 0"	8' 0"	8' 0"	8' 0"	8' 0"	8' 0"
Tire Size	ST205	ST205	ST205	ST205	ST225	ST225	ST225	ST225	ST225
	75R15	75R15	75R15	75R15	75R15	75R15	75R15	75R15	75R15
Load Range	D	D	D	D	E	E	E	E	E
Fresh Water w/ Water Heater (approx. gal.)	50	50	50	50	50	50	50	50	50
Gray Water Tank (approx. gal.)	35	42	42	42	42	42	40	42	40
Black Water Tank (approx. gal.)	36	35	35	35	35	35	35	36	35
LPG Capacity (approx. gal.)	14	14	14	14	14	14	14	14	14
CSA - Canadian Dealers Only	YES	YES	YES	YES	YES	YES	YES	YES	YES
Auto Ignition Furnace (1,000 BTUs)	25	25	25	25	25	25	25	25	25

\*All dry weights are calculated before adding options. Specifications are subject to change without notice. Verify the towing capacity of your tow vehicle. If you don't know or aren't sure, you can ask your automotive dealership or contact your tow vehicle manufacturer. All weights above are average approximations and may vary.

### YOUR LOCAL DEALER:

Updated Apr. 2021

Northwood Manufacturing, 59948 Downs Rd., PO Box 3359, La Grande, OR 97850 (541) 962-6274 - [www.northwoodmfg.com](http://www.northwoodmfg.com)

Photos, drawings, dimensions and weights are presented as accurate but may differ from current production models. We continually upgrade & improve our products and reserve the right to change any specifications without notice. Please see your authorized Northwood dealer for updated information.