

# Via

# WINNEBAGO<sup>TM</sup>



## Why Via?

- Mercedes-Benz® Sprinter chassis
- Infotainment Center with Rand McNally RV GPS
- Swivel cab seats
- Powered patio awning with LED lighting
- Threshold™ Quiet RV Door and retractable screen door
- MCD solar/blackout roller shades
- HDTVs
- Ultraleather™ furniture
- Rearview Monitor System



On the Cover: 25P Charcoal Bronze Premium Full-Body Paint

25P Twitter with Aosta Cherry Cabinetry

## Lead the Way

Motorhome enthusiasts are taking notice of the Via® with its impressive fuel economy and the surprisingly large livability that puts this legendary coach in a class of its own. Built on the nimble Mercedes-Benz Sprinter chassis, the Via has ushered in a new era of Class A coaches with innovations such as the Flex Bed System and a Threshold™ Quiet RV door. Three excellent floorplans offer you a whole

host of arrangements so you can customize your interior to suit your needs. The Rearview Monitor System gives you greater control while LED lighting reduces your lighting energy consumption by up to 70 percent. With Sprinter chassis mobility, impressive fuel economy, and legendary Winnebago® construction, you can lead the way in your Via.



**Recognized Quality** The Recreation Vehicle Dealer Association annually rates RV manufacturers and awards the Quality Circle Award to manufacturers that provide exceptional products, service, and support. Winnebago is proud to be the only manufacturer that has received this award every year since its inception.

## Best in Class

See how Winnebago takes motorhome design and function to the next level, and why we've earned the right to be called the Most Recognized Name in Motorhomes.®



Click on this icon throughout the brochure to link to more information on the web.



The **BenchMark®** full comfort dinette (25P) offers residential innerspring cushions that flip up for easy access to storage below. At night, it quickly converts into a cozy sleeping space.



The **Threshold™ Quiet RV Door** utilizes an airplane door-inspired seal design to reduce wind and road noise while working seamlessly with the retractable screen door.



Enjoy the fully-adjustable **Ultraleather™ Cab Seats** that swivel to become part of the lounge. Add to your comfort with the cab lounge seat cushions that raise the seat height by 4 inches.



Set the level of privacy you prefer with the **MCD Solar Blackout/ Roller Shades**.



Enjoy the exterior **Golf Bag Storage Compartment** with framework and straps to secure 2 golf bags (25P).



25P Twitter with Aosta Cherry Cabinetry

It's always time to relax and enjoy some company with the comfortable cab seats that swivel to face the inviting living area. Cab seat lounge cushions with skirts offer even more style and comfort by adding 4 inches to the seat height. All seating locations offer a great view of the HDTV, which is connected to the coach stereo system with Bluetooth™ so you can stream your favorite tunes. And, with interior LED lighting, you'll reduce your lighting energy consumption by up to 70 percent, which significantly extends power when dry camping.





25P Galley

Simple snacks? Gourmet meals? No problem. This full-featured galley offers smartly placed amenities to make cooking easier. You can bake your favorite dishes in the microwave/convection oven and keep your cold items fresh in the double-door Norcold® refrigerator/freezer. Cleanup is simple with a deep stainless steel sink and faucet that hides beneath a glass cover for added countertop space.



Two-Burner Range Top with Glass Cover



Sink with Glass Cover




Refrigerator/Freezer



Full-Extension Drawer Slides



Microwave/Convection Oven



25P Bedroom

The Via offers three impressive bedroom arrangements, each with a 22" HDTV. A double bed and wardrobe with plenty of drawer space below are featured in the 25P, while the 25Q boasts a walk-around queen bed with wardrobe and added storage. The Flex Bed System in the 25T converts the twin beds into a queen bed for those needing more versatile sleeping arrangements. The 25Q and 25T offer a large, dynamically angled mid-coach bath, while the 25P bath features a sliding tambour door. Each bath features a stylish skylight and flexible showerhead.



25P Bedroom HDTV



25P Bathroom



25P Wardrobe



Dash

Once you're behind the wheel of a Via you'll experience the joy that comes from its superior handling and impressive fuel economy. The robust engine and powered features are courtesy of the Mercedes-Benz Sprinter chassis. When it comes to the latest in-dash technology, the Via truly delivers with the Infotainment Center and its Rand McNally RV GPS. Enjoy your trip with convenient turn-by-turn voice guidance on a 6" color touch screen monitor, AM/FM radio with CD/DVD player, MP3 player input, SiriusXM™ satellite radio (subscription not included), and color rearview camera.



Front Wraparound Curtain



Swivel Cab Seats

Life on the open road is unbelievably quiet and peaceful thanks to the Threshold Quiet RV Door. Inspired by the seal design of aircraft doors to keep wind and road noise out, it's seamlessly integrated with the retractable screen door for when you want a little breeze without any bugs. Enjoy relaxing outdoors with shade provided by the powered patio awning with LED lighting. Cleaning gear, kids, or pets is a breeze with the exterior wash station.



Powered Patio Awning with LED Lighting



Golf Bag Storage Compartment



Exterior Wash Station



Patio Awning LED Lighting



Powered Automatic Entry Steps



## The Foundation of Fun

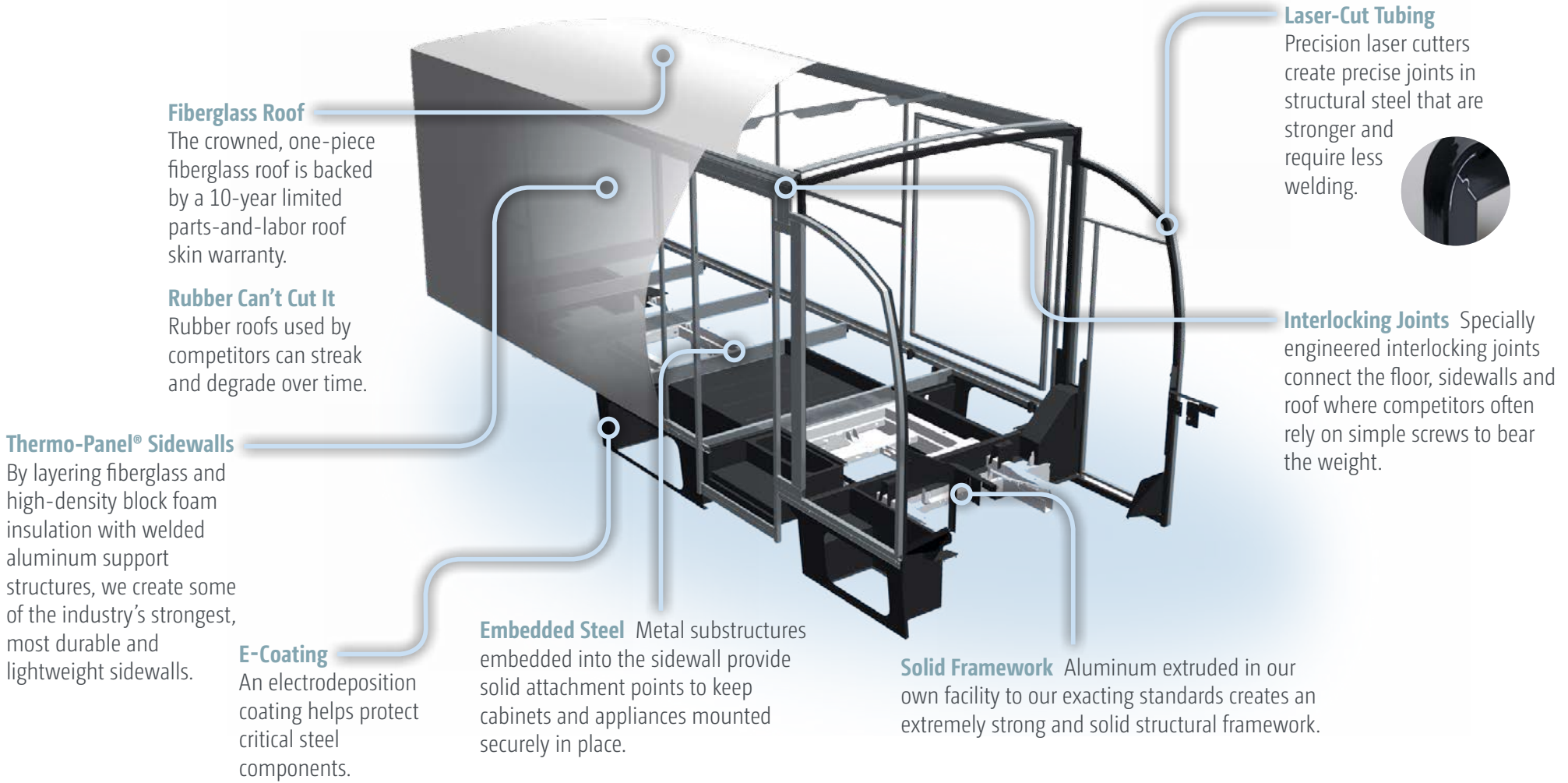
The Via's revolutionary design starts with the versatile Mercedes-Benz Sprinter F50 chassis. A powerful Mercedes-Benz turbo-diesel engine makes the Via a coach that is both fun to drive and a pleasure to call home. Adaptive ESP® electronic

stability control delivers more responsive control with ABS, traction control (ASR) and load adaptive control (LAC) that calculates the vehicle's mass and center of gravity to ensure optimum stability.



### *Mercedes-Benz Sprinter F50 Chassis*

- 3.0L Turbo-Diesel Engine
- 5-Speed Automatic Transmission
- 11,030-lb. GVWR
- Adaptive ESP Technology
- 220-amp. Alternator
- 5,000-lb.<sup>5</sup> Hitch
- Available Stylized Aluminum Wheels



**Fiberglass Roof**

The crowned, one-piece fiberglass roof is backed by a 10-year limited parts-and-labor roof skin warranty.

**Rubber Can't Cut It**

Rubber roofs used by competitors can streak and degrade over time.

**Thermo-Panel<sup>®</sup> Sidewalls**

By layering fiberglass and high-density block foam insulation with welded aluminum support structures, we create some of the industry's strongest, most durable and lightweight sidewalls.

**E-Coating**

An electrodeposition coating helps protect critical steel components.

**Embedded Steel**

Metal substructures embedded into the sidewall provide solid attachment points to keep cabinets and appliances mounted securely in place.

**Solid Framework**

Aluminum extruded in our own facility to our exacting standards creates an extremely strong and solid structural framework.

**Laser-Cut Tubing**

Precision laser cutters create precise joints in structural steel that are stronger and require less welding.



**Interlocking Joints**

Specially engineered interlocking joints connect the floor, sidewalls and roof where competitors often rely on simple screws to bear the weight.

**SUPER  
STRUCTURE<sup>®</sup>**

BUILT TO LAST

Every coach—from our smallest Class C to our largest diesel-pusher model—is built to Winnebago's<sup>®</sup> legendary SuperStructure<sup>®</sup> construction standards. It's a process developed and refined over more than 50 years of building some of the strongest, most durable coaches in the industry.


**TESTING** Before rolling out of our factories, every coach undergoes an extensive 113-point inspection. Each coach also passes a high-pressure water test that simulates rain at a rate of 50-inches per hour to check for leaks. During the design process, our computer simulations, physical testing center, and rigorous test track ensure each model is built to last.



**DETAILS** At Winnebago, we treat the features you can't see with the same care as the ones you can. Look in the access panels of some of our competitors' coaches and you'll see loose insulation and wires haphazardly strewn about. Winnebago maintains a clean fit and finish throughout so your coach will last for the long haul.



**BUILT IN-HOUSE** We extrude our own aluminum. We rotocast our own plastic components. In fact, we manufacture most of our own parts so they are designed to fit the space, rather than fitting the space to an awkward off-the-shelf component size.



**SUPER  
STRUCTURE**<sup>®</sup>  
BUILT TO LAST


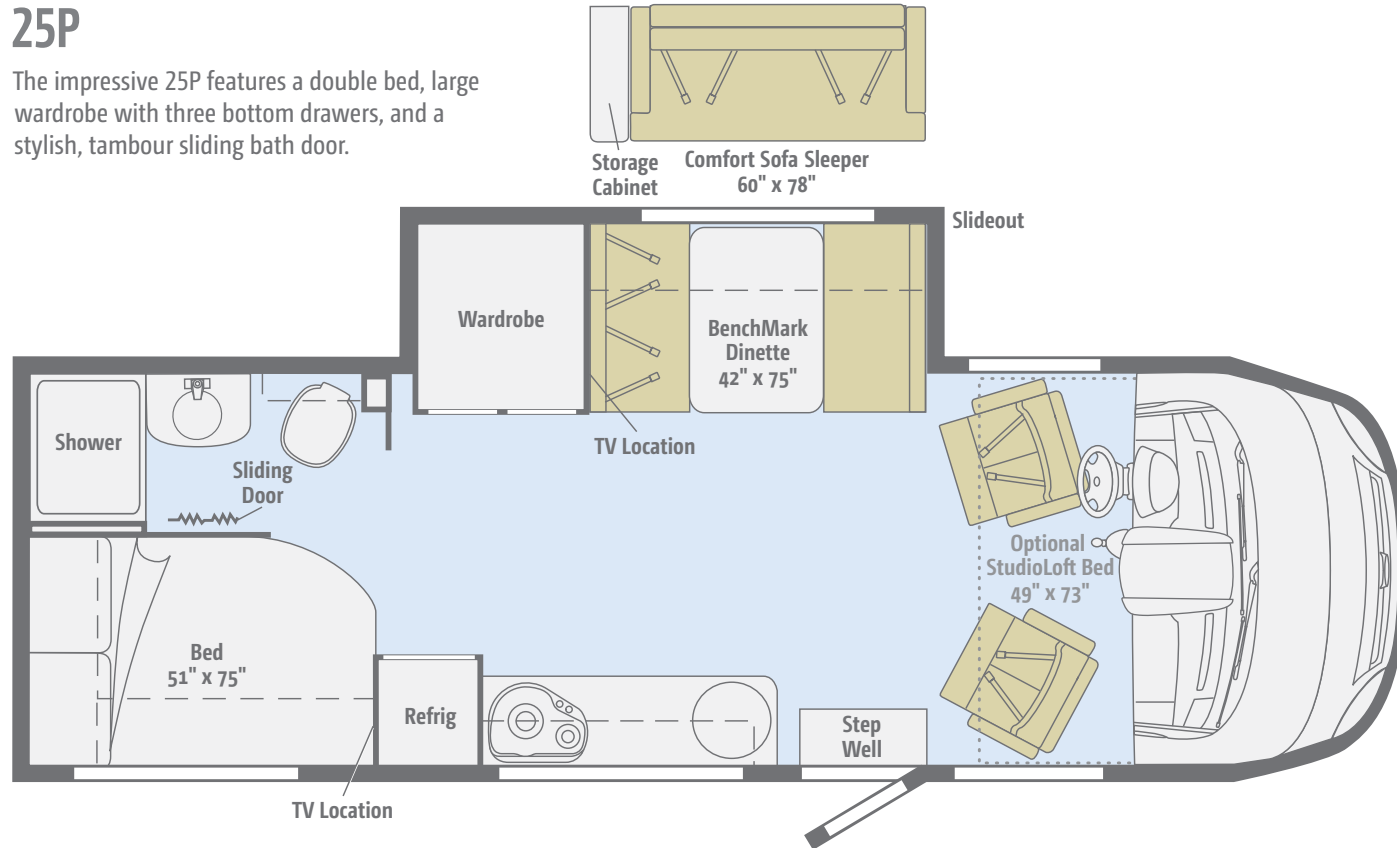
**W** Visit [BetterBuiltRVs.com](http://BetterBuiltRVs.com) to gain real insight into what goes into a Winnebago motorhome.

**TAKE A TOUR** We're proud of our processes, state-of-the-art facilities, and the people who make Winnebago number one. We invite you to visit our complex in Forest City, Iowa, for a firsthand look at the dedication and technology behind every motorhome we build.



## 25P


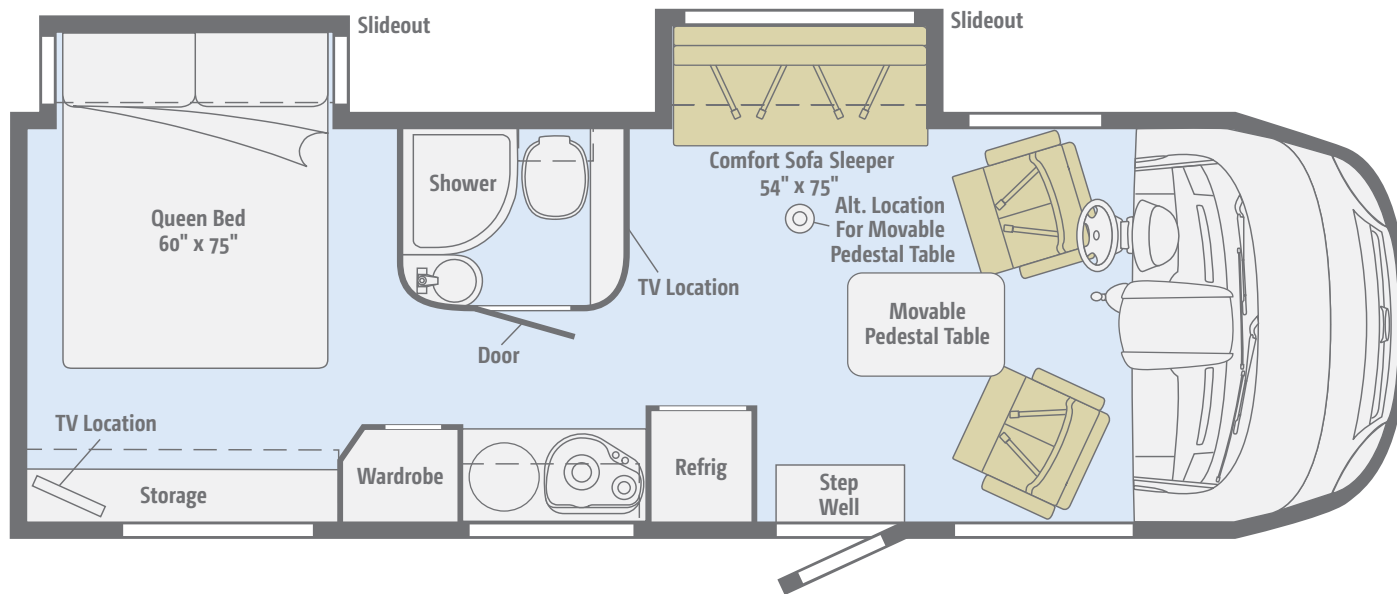
The impressive 25P features a double bed, large wardrobe with three bottom drawers, and a stylish, tambour sliding bath door.



Dimensions shown are for sleeping space only and may vary due to styling differences. Dashed lines denote overhead storage areas. Floorplans and specifications are also available online at [GoWinnebago.com](http://GoWinnebago.com).

## 25Q


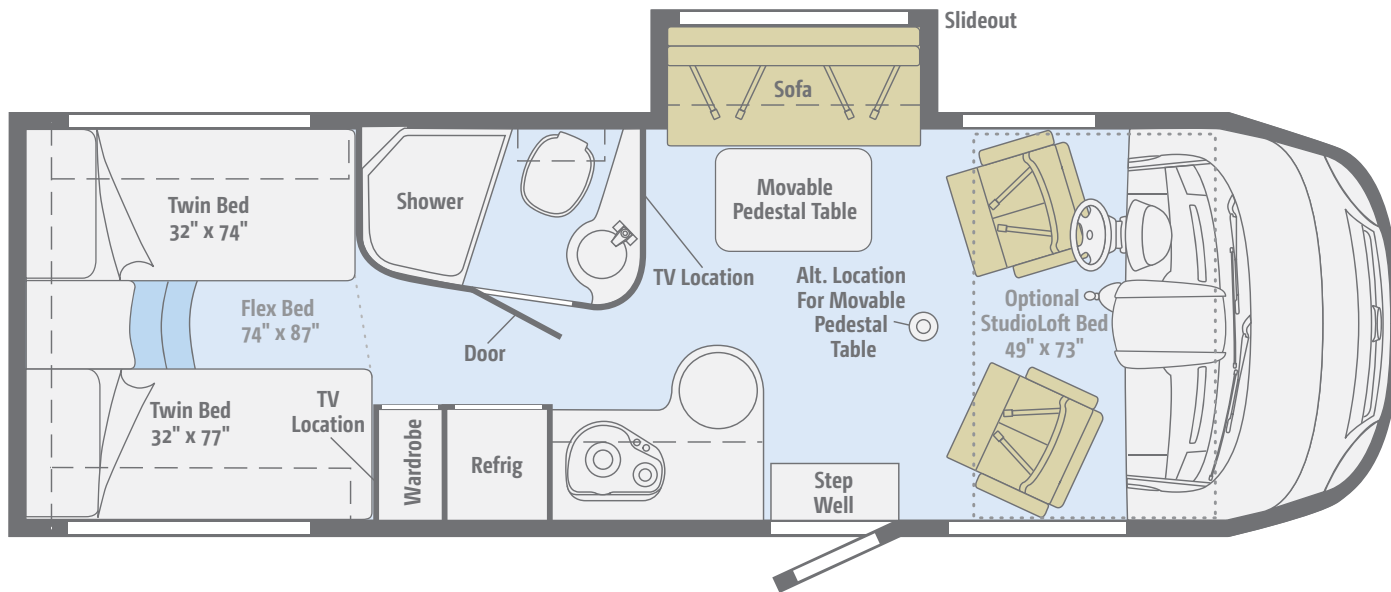
This dual-slideout floorplan features a comfortable bedroom with a walk-around queen bed and a spacious lounge with the Comfort Sofa Sleeper.



Dimensions shown are for sleeping space only and may vary due to styling differences. Dashed lines denote overhead storage areas. Floorplans and specifications are also available online at [GoWinnebago.com](http://GoWinnebago.com).

## 25T

With the Flex Bed System and a movable pedestal table, the 25T gives you more sleeping and dining options to accommodate your traveling companions.



Dimensions shown are for sleeping space only and may vary due to styling differences. Dashed lines denote overhead storage areas. Floorplans and specifications are also available online at [GoWinnebago.com](http://GoWinnebago.com).

Choose from three fabric collections and two wood finishes.

# Hologram



Ultraleather



Accent



Bedspread



Laminate  
Countertop



Wall Board



Vinyl



Aosta Cherry




High-Gloss  
Marbella Cherry\*

*Winnebago reserves the right to change décor materials and specifications without notice or obligation.*

*\*High-Gloss finish in select areas*

Choose from three fabric collections and two wood finishes.

# Eclipse



Ultraleather



Accent



Bedsread



Laminate  
Countertop



Wall Board



Vinyl



Aosta Cherry



High-Gloss  
Marbella Cherry\*

*Winnebago reserves the right to change décor materials and specifications without notice or obligation.*

*\*High-Gloss finish in select areas*



Choose from three fabric collections and two wood finishes.

# Twitter



Ultraleather



Accent



Bedsread



Laminate  
Countertop



Wall Board



Vinyl



Aosta Cherry



High-Gloss  
Marbella Cherry\*

*Winnebago reserves the right to change décor materials and specifications without notice or obligation.*

*\*High-Gloss finish in select areas*

The streamlined appearance of the Via is enhanced with deluxe graphics or available full-body paint. The deluxe package upgrade includes premium full-body paint with stylized chrome wheels, polished stainless steel panel trim, chrome assist handle and door handles, chrome rearview mirrors, and a chrome exhaust tip.



**Carbon**  
DELUXE GRAPHICS



**Black Garnet**  
DELUXE GRAPHICS

The streamlined appearance of the Via is enhanced with deluxe graphics or available full-body paint. The deluxe package upgrade includes premium full-body paint with stylized chrome wheels, polished stainless steel panel trim, chrome assist handle and door handles, chrome rearview mirrors, and a chrome exhaust tip.



**Pearl**  
FULL-BODY PAINT



**Dark Gray Mica**  
FULL-BODY PAINT

The streamlined appearance of the Via is enhanced with deluxe graphics or available full-body paint. The deluxe package upgrade includes premium full-body paint with stylized chrome wheels, polished stainless steel panel trim, chrome assist handle and door handles, chrome rearview mirrors, and a chrome exhaust tip.



**Silver Billet**  
FULL-BODY PAINT



**Dark Ember**  
FULL-BODY PAINT

The streamlined appearance of the Via is enhanced with deluxe graphics or available full-body paint. The deluxe package upgrade includes premium full-body paint with stylized chrome wheels, polished stainless steel panel trim, chrome assist handle and door handles, chrome rearview mirrors, and a chrome exhaust tip.



**Charcoal Bronze**  
PREMIUM FULL-BODY PAINT



**Stormy Gray**  
PREMIUM FULL-BODY PAINT

## Weights & Measures

	25P	25Q	25T
Length	25'5"	25'5"	25'5"
Exterior Height <sup>1</sup>	10'10"	10'10"	10'10"
Exterior Width <sup>2</sup>	7'6"	7'6"	7'6"
Exterior Storage <sup>3</sup> (cu. ft.)	70	54	92
Awning Length	16'	16'	16'
Interior Height	6'5"	6'5"	6'5"
Interior Width	7'3"	7'3"	7'3"
Freshwater Capacity w/Heater <sup>4</sup> (gal.)	29	27	28
Water Heater Capacity	Continuous	6	6
Holding Tank Capacity - Black/Gray <sup>4</sup> (gal.)	34/40	40/30	36/36
LP Capacity <sup>6</sup> (gal.)	13	13	13
Fuel Capacity (gal.)	26.4	26.4	26.4
GCWR <sup>5</sup> (lbs.)	15,250	15,250	15,250
GVWR (lbs.)	11,030	11,030	11,030
GAWR - Front (lbs.)	4,410	4,410	4,410
GAWR - Rear (lbs.)	7,720	7,720	7,720
Wheelbase	170"	170"	170"

## Mercedes-Benz® Sprinter F50 Chassis

3.0L 6-cylinder, 188-hp, turbo-diesel engine, 5-speed automatic Tip Shift transmission, 220-amp. alternator

Hydraulic brakes w/ABS

Adaptive ESP® technology

Trailer Hitch<sup>9</sup> 5,000-lb. drawbar/500-lb. maximum vertical tongue weight w/7-pin connector

Stainless steel wheel liners

### OPTIONAL EQUIPMENT

Stylized aluminum wheels

## Available Deluxe Package

(Requires Stormy Gray or Charcoal Bronze Premium Full-Body Paint)

(Requires interior w/High-Gloss Marbella Cherry cabinetry)

Polished stainless steel rocker panel trim, chrome exhaust tip, rearview mirrors and door handles, assist handle, stylized chrome wheels, galley backsplash upgrade w/accent lighting

## Cab Conveniences

**Cab Seats** armrests, adjustable lumbar support, headrest, swivel/slide, recline

**Cab lounge seat cushions**

**Power steering w/tilt and telescoping wheel**

**Power door lock w/remote for main entry door**

**3-point seat belts**

**Dash appliqué package**

**Removable 1-piece fitted carpet liner**

**12-volt powerpoints**

**Power mirrors w/defrost and built-in sideview video camera system**

**Cruise control**

**Chassis/house battery radio power switch**

**Sunvisors**

**Front wraparound curtain**

**Infotainment Center with Rand McNally RV GPS** 6" touch screen color monitor w/split screen function, Rand McNally RV GPS safe & easy routing, amenities & tools, trips & content, turn-by-turn voice guidance, AM/FM radio w/CD/DVD player, handheld remote, Sirius XM™ satellite radio (subscription not included), compass, outside temperature, iPod®/iPhone® audio integration, Bluetooth™, color rearview camera

## Interior

**OnePlace® systems center**

**Soft vinyl ceiling**

**Stereo System** AM/FM, alarm clock, CD/DVD player, Bluetooth input jack

**26" HDTV** (25Q, 25T)

**32" HDTV** (25P)

**Satellite system ready**

**Tinted windows**

**LED ceiling lights** (coach)

**MCD solar/blackout roller shades**

**Amplified digital TV antenna system**

**Powered roof vent** (bath)

**Roof vent w/powered ventilator fan** (galley 25P, 25Q)

### OPTIONAL EQUIPMENT

Satellite TV antenna system

**Dual-pane coach windows w/built-in screen and shade**

StudioLoft™ (NA 25Q)

## Galley

**Microwave/convection oven**

**Vented range hood** (25T)

**2-burner range top w/glass cover**

**Norcold® double-door refrigerator/freezer**

**Stainless steel sink w/glass cover and folding faucet**

**Laminate countertops**

**Decorative backsplash**

**Water filtration system** (cold water only)

## Bath

**Flexible showerhead**

**Retractable, self-cleaning shower screen** (25P, 25T)

**Shower curtain** (25Q)

**Skylight**

**Toilet w/foot pedal and sprayer**

## Bedroom

**Flex Bed System** twin beds/queen bed w/foam mattress, pillows w/shams, and access to storage below (25T)

**Double bed** w/headboard, foam mattress, mattress cover, pillow shams (25P)

**Queen bed** w/headboard, innerspring mattress, pillows, shams, bedspread, and access to storage below (25Q)

**22" HDTV**

## Exterior

- Premium high-gloss sidewall skin
- 16' powered patio awning w/LED lighting
- Threshold™ Quiet RV entrance door
- Retractable screen door
- Automatic entrance door steps
- Lighted storage compartment (in select compartments)
- Mud flaps (rear)
- Porch light
- Stepwell light
- Golf bag storage compartment w/framework and straps to secure 2 golf bags (25P)

### OPTIONAL EQUIPMENT

Driver-side door w/power lock and power window (NA w/StudioLoft)

Lower front protective mask (requires full-body paint)

## Heating & Cooling System

- 14,800 BTU air conditioner w/heat pump
- 20,000 BTU low-profile furnace

## Electrical System

- Service Center cable TV input, 30-amp. power cord, portable satellite dish hook-up
- AC/DC load center, 45-amp. converter/charger
- Auxiliary start circuit
- Battery disconnect system (coach)
- 2 deep-cycle, Group 24 RV batteries
- Automatic dual-battery charge control
- 3,600-watt Cummins Onan® MicroQuiet™ LP generator
- 1,000-watt DC/AC inverter
- Exterior AC duplex receptacle

### OPTIONAL EQUIPMENT

3,200-watt Cummins Onan diesel generator

## Plumbing System

Service Center color-coded labels, city water hookup/tank diverter fill, drainage valves, 10' sewer hose, exterior wash station w/lighted pump switch

TrueLevel™ holding tank monitoring system

Tankless water heater (25P)

6-gallon water heater w/electric ignition, 110-volt/LP (NA 25P)

Winterization Package w/siphon tube

On-demand water pump

Permanent-mount LP tank w/remote fill

Water tank fill w/lockable door

### OPTIONAL EQUIPMENT

Heated drainage system

## Safety

- Child seat tether anchor (25P)
- LP, smoke, and carbon monoxide detectors
- 10 BC fire extinguisher
- Ground fault interrupter
- High-mount brake lamps
- Daytime running lights
- Fog lights

## Warranty<sup>6</sup>

12-month/15,000-mile basic limited warranty<sup>7</sup>

36-month/36,000-mile limited warranty on structure<sup>7</sup>

10-year limited parts-and-labor warranty on roof skin<sup>7</sup>

- The height of each model is measured to the top of the tallest standard feature and is based on the curb weight of a typically equipped unit. The actual height of your vehicle may vary by several inches depending on chassis or equipment variations. Please contact your dealer for further information.
- The load capacity of your motorhome is designated by weight, not by volume, so you cannot necessarily use all available space when loading your motorhome.
- Capacities are based on measurements prior to tank installation. Slight capacity variations can result due to installation applications.
- Capacities shown are tank manufacturer's listed water capacity (W.C.) Actual filled LP capacity is 80% of listing due to overfilling prevention device on tank.
- Actual towing capacity is dependent upon your particular loading and towing circumstances, which includes the GVWR, GAWR and GCWR as well as adequate trailer brakes. Please refer to the Operator's Manual of your vehicle for further towing information.
- See separate chassis warranty.
- See your dealer for complete warranty information.

Winnebago's continuing program of product improvement makes specifications, equipment, model availability, and prices subject to change without notice. Published content reflects the most current product information at time of printing. Please consult your dealer for individual vehicle features and specifications.

# GoWinnebago.com Has All The Answers



Visit [GoWinnebago.com](http://GoWinnebago.com) on your computer, smartphone or tablet for the latest product information and updates.

# go LIFE

## Welcome to GoLife!

Visit our lifestyle blog for motorhome news, personal travelogues, and community stories.



[WINNEBAGOLIFE.COM](http://WINNEBAGOLIFE.COM)

## PREFERRED CARE PROGRAM

We back our motorhomes with best-in-class support both before and after the sale:

- 12-month/15,000-mile basic limited warranty
- 36-month/36,000-mile limited warranty on structure
- 10-year limited parts-and-labor warranty on roof skin
- Complimentary 24-hour roadside assistance program



**TRIPSAVER**  
FAST TRACK PARTS  
**WINNEBAGO**

- TripSaver® Fast Track Parts guarantees that in-stock warranty parts ship directly to your dealer within 24 hours
- National dealer service network



Premium  
**ROADSIDE ASSISTANCE**

For more information, visit us at  
[WGOService.com](http://WGOService.com)



# WIT CLUB

## Join the Club, Join the Fun


Here's the perfect way to begin your life on the road as the owner of a new Winnebago – by joining the exclusive WIT Club. Start your adventure with other fun-loving WIT Club members from across the country and get the most out of your new Winnebago motorhome.



### Members enjoy:

- Caravans and rallies
- Newsletters
- Local and state group activities
- RV travel benefits

See more at [WITclub.com](http://WITclub.com)



## Grand National Rally

G'day mates! Explore the outback at this year's "Down Under" Grand National Rally. Each year, thousands of Winnebago owners descend upon the land down under – a.k.a. Forest City, Iowa.



Rally-goers enjoy an unforgettable week reconnecting with friends, taking tours, participating in activities, and more. Hop on down and join the adventure this July!