

**AIRSTREAM®**

# *World Traveler™*

2026 TRAVEL TRAILER BROCHURE





# The Perfect Way to Start Your Airstream Adventure

Meet the all-new Airstream World Traveler™ Travel Trailer, featuring a narrow body and lightweight design for easy towability. With a Gross Vehicle Weight Rating (GVWR) of just 4,500 pounds, World Traveler is the lightest 22 foot travel trailer floorplan in Airstream's current lineup and can be towed by a variety of lightweight pickups, crossovers, and SUVs. If you've been dreaming of Airstream adventures, desiring a lifestyle shift that maximizes your life, or want to downsize, World Traveler is the perfect way to make your Airstreaming dreams come true.

World Traveler combines a bright, airy interior with an exceptionally efficient layout. Its slim 7 foot 6 inch exterior width and lightweight build—just 3,700 lbs base weight—make it easy to tow and perfect for exploring wherever the road leads. Its exterior has the same iconic rounded riveted aluminum shell that has inspired travel adventure for more than 95 years, with a hidden air conditioner allowing for a streamlined roofline.

Inside, its interior décor is clean and modern, with white walls, light laminate cabinetry, and a unique V-shape twin sleeping area, and a flexible secondary sleeping area that quickly converts to a dinette or sofa. It features all the comforts of home, with a minimalist approach leaving plenty of room for adding your own style and personality.

In World Traveler, you'll discover the ideal gateway to incredible travel experiences and access to the tight knit Airstream community.





# A New Airstream Adventure with Seasoned Airstreamers

With the all-new World Traveler™ 22RB in tow, long-time Airstreamers Marc and Tricia Leach set off on a road trip that incorporated both the natural world and an urban adventure. Creators of the wildly popular RV-centric YouTube channel Keep Your Daydream, Marc and Tricia were the perfect choice for putting World Traveler through its paces, and their experience proved that World Traveler is the ideal choice for travelers looking to upgrade their adventure and enter the world of incredible Airstream experiences.

Venturing into one of Florida's most popular destinations, they took the World Traveler 22RB to St. Petersburg, Florida and set up camp at one of of Florida's most beautiful campgrounds just 10 minutes from downtown St. Petersburg and 30 minutes from Tampa. It was the great location to indulge in experiences in the natural world, with gorgeous waterfront views, orange sherbert sunsets, birdwatching galore, and beach walks. But the close proximity to the sights, sounds, and tastes of St. Pete and Tampa meant Marc and Tricia could easily get into the city and enjoy delicious tacos, heaping Cuban sandwiches, rich coffee, and produce markets where Tricia could collect the ingredients for incredible campsite meals.





# "The World Traveler

is perfect for stepping into travel on your own terms. We loved the bright, spacious interior and being able to take it anywhere "

- Marc, KYD





" It's nice towing with the same vehicle I drive in town. Towing with the Jeep® Grand Cherokee was simple and stable, and I always felt in control when maneuvering. "

- **Tricia, KYD**



## Lightweight, Easy-to-Tow, and Ready to Roll

World Traveler™ features the same narrow width and lightweight construction as Airstream's global World Traveler model sold in Europe and Asia. Its slim profile makes navigating tighter streets easier, while its interior takes cues from modern Scandinavian design. Designed specifically for North America, this U.S./Canada version delivers exceptional convenience and comfort—while offering distinct optional features.

With a base weight of 3,700 pounds and a GVWR of 4,500 pounds (the maximum allowable weight of a vehicle when fully loaded with water, gear, etc). World Traveler can be easily towed by a variety of light duty trucks and SUVs. For Marc and Tricia, their Jeep® Grand Cherokee was the perfect tow vehicle – especially because it was the vehicle currently sitting in their driveway.

Breaking up the journey to the campground with a stop at the Florida Aquarium was simple, with the World Traveler navigating the crowded parking lot with ease. The agile maneuverability made navigating city streets a breeze, and they were able to park conveniently on the curb near a fresh fruit market so Tricia could grab ingredients for mango salsa. And once they were set up at the campground, using their smaller tow vehicle to head into town for sightseeing and grocery runs made everything effortless.



[Get the Recipe](#)





" One of the best things about Airstreaming is how flexible travel becomes. We can break up drive days with interesting stops along the way or keep moving when we want. The World Traveler makes it easy to slip into a parking lot or even turn around when something really catches our eye. "

- Marc, KYD











## A Scandinavian-Inspired Interior with Modern Functionality

Modern Décor • Versatile Windows • Flexible Living Space

World Traveler™ is available in two décor packages—green-hued Sagebrush and sandy Shoreline—with white walls that create an expansive interior. Light laminate and terrazzo-inspired vinyl flooring offers a distinctly modern take on the Airstream interior.

The unique dual-pane acrylic windows and integrated blackout blinds and screens are a standout feature. Pull down the screen for airflow, pull up the blinds for privacy, or separate both to open the window completely for unobstructed views and cool breezes - unique by comparison to all other Airstream travel trailer models. Marc and Tricia even passed lunch through the open window for al fresco dining outside under the awning.

The rear twin beds provide extra space to move and plenty of room to sleep, along with under-bed storage for personal items. The flexible design of the secondary sleeping area offers multiple configuration options, including a four-person dinette, a bed for two, or a deep sofa—perfect for relaxing, playing a game, or reading.





" It's impressive how the World Traveler can go anywhere, but still offers distinct places to work, cook, or unwind. "

- Tricia, KYD



# Interior Features

Step inside World Traveler and experience an expansive interior with modern, minimalist style. Versatile spaces, a two-piece bathroom, and spacious galley let you bring all the comforts of home on the road, while a unique V-shape twin primary sleeping area expands interior living space while giving you plenty of room to relax.



**1** V-Shape Twin Beds

Notched bed creates more space to move



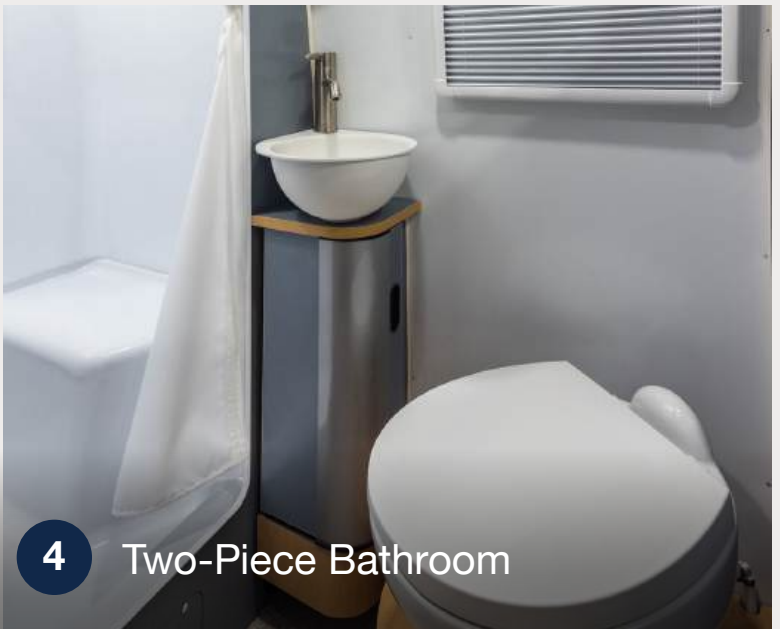
**2** Versatile Windows

Screens, blackout blinds, or open to the world



**3** Convertible Dinette

Dine at the table, or set up for sleeping or lounging in style



**4** Two-Piece Bathroom

Dedicated spaces for shower, lavvy sink and fully plumbed toilet



**5** Spacious Galley

12 V refrigerator, sink, two-burner gas cooktop, and plenty of space to meal-prep



**6** Airy Interior

Light laminates, terrazzo-inspired vinyl flooring and white walls create an expansive feel







# Floor Plan

World Traveler™ is available in a single, 22-foot floor plan that's nimble yet expansive on the interior. The rear V-shape twin bed is notched for more living space, while the front area quickly converts from dinette to a deep-seated sofa, to sleeping space for two. World Traveler is equipped for up to four travelers, with plenty of space to stretch out, relax, or catch up on work.



Exterior Width	Exterior Length	Sleeps	Hitch Weight (lbs.)	Base Weight (lbs.)	GVWR (lbs.)	Cargo Capacity NCC (lbs.)	Fresh Water Tank (GAL.)	Gray Water Tank (GAL.)	Waste Water Tank (GAL.)	Refrigerator (12 V Electric)	Ducted Furnace (BTU)
7' 6"	22' 2"	Up to 4	450	3,700	4,500	800	19	24	12	3.1 cu ft	14,300



Dinette Configuration



Bed Configuration



Sofa Configuration







# Exterior Features

World Traveler’s exterior is inspired by Wally Byam’s early travel trailer designs in the 1950s. The air conditioner is tucked neatly under the roadside bed, leaving the roofline with a clean, streamlined silhouette. A manual Zip-Dee® awning in linen-inspired fabric creates a wide exterior living space, while 3M™ film front stone guard protection helps to prevent damage from road debris while towing.




**1 Streamlined Roof**  
A/C moves under roadside bed for a clean silhouette



**2 Linen-Inspired Awning**  
Manual Zip-Dee awning creates wide foot-print for exterior patio space



**3 Exterior Shower**  
Easy to access hot and cold water to wash off before heading inside



**4 Aluminum Entry Step**  
Pulls out for easy ingress and egress



**5 Manual Hitch Jack**  
Lightweight feature for quick hitching



**6 Stone Guard Protection**  
3M film guards against road debris







Specifications

Exterior Length	22' 2"
Exterior Width	7' 6"
Interior Width	7' 2"
Exterior Height	9'
Interior Height with A/C	6' 6"
Hitch Ball Height	18"
Hitch Weight with LP and Batteries (lbs)	450
Unit Base Weight with LP (lbs.)	3,700
Maximum Trailer Capacity GVWR (lbs.)	4,500
Cargo Capacity NCC (lbs.)	800
Fresh Water Tank (gal.)	19
Gray Water Tank (gal.)	24
Waste Water Tank (gal.)	12
Ducted Truma Combi Eco Plus Furnace (BTU)	14,300
Solar Charging System with Interior Monitoring	OPT 300 W
Heated Lithium Batteries with Remote Monitoring (Only Available with Solar Option)	OPT 2.5 kWh
Dinette Drawer Refrigerator	OPT 1.0 cu ft
Stainless Steel LP Gas Stove with Hinged Glass Lid (Burners)	2
Microwave	OPT
Interior Windows	6
V-Shape Twin Bedroom Configuration	80" x 80"
Convertible Dinette, Lounge and Bed	86" x 35"
Sleeping Capacity	Up to 4

Exterior Features

Semi-Monocoque Aluminum Superstructure	STD
Fluorocarbon Treated UV Protected Aluminum Exterior	STD
Temperature Reducing One Piece White Aluminum Roof	STD
Thermal Barrier Protection Between Interior and Exterior	STD
Seamless Composite Flooring	STD
Dual-Pane Acrylic Windows with Integrated Blackout Blinds and Screens	STD
Manual ZipDee® Patio Awning with Weathermax® Fabric	STD
7-Way Connection with Junction Box	STD
LP (2 – 20 lbs Steel Tank) with Single Stage Regulator	STD
Aluminum LP Cover	STD
Multi-Stage 120 V, 30 A Converter	STD
Exterior LP Gas Low Pressure Grill Connection	STD
3M® Film Front Stone Guard Protection	STD
Exterior Shower with Hot and Cold Water	STD
Lockable Fresh Water Tank Inlet	STD
City Water Inlet with Water Pressure Regulator	STD
Waste Tank Flush Inlet	STD
Hand Painted Chassis	STD

Torsion Axle Suspension	STD
Decorative Beltline and Rubrail Extrusion with Chrome Insert	STD
4 Manual Stabilizer Jacks	STD
Tires; Goodyear® Endurance® 225/75R15	STD
Spare Tire – Full Size	STD
Stylized Aluminum Wheels	STD
Nev-R-Adjust® Brakes	STD
Rooftop Solar Pre-Wire Port (Factory Installed for Solar Upgrade)	STD
Supplemental Solar Pre-Wire Port 400 W Capacity (30 A Controller Required)	STD
300 W Solar Charging System with Interior Monitor	OPT
Deep Cycle Lithium Batteries with Built In Heater - 2.5 kWh (Only Available with Solar Options)	OPT
SmartPlug® 30 A Shore Power Inlet with Cord	STD
GFCI Protected Exterior Outlet	STD
Backup Camera with Audio Transmitted to Wireless Monitor	OPT
Dedicated Waste Hose Storage	STD
Custom Aluminum Handcrafted 26" Wide Entry Door	STD
Aluminum framed screen door	STD
Aluminum Entry Door Handle	STD
Unique Front Door Key with Heavy Duty Deadbolt	STD
Cast Aluminum Door Hinges	STD
Aluminum Entry Step	STD
LED Tank Service Light	STD
LED Clearance and Marker Lights	STD
LED Tail Lights	STD
Rear License Plate Bracket with LED Light	STD
Enclosed Aluminum Insulated Heated Underbelly	STD
Insulated and Heated Tanks	STD

Interior Features

Complete White Aluminum Interior Walls and Ceiling	STD
Internal Ducted A/C with Heat Pump and Thermostat	STD
Truma Combi Eco Plus Furnace and Water Heater	STD
Multi-Speed Exhaust Fan	STD
Probeless Tank Monitoring System	STD
Premium Environmental Friendly Insulation	STD
Handcrafted and Welded Aluminum Screen Door	STD
Overhead Storage with Light Weight Doors	STD
Seamless Terrazzo-Inspired Vinyl Flooring	STD
LED Interior Lighting with Dimmer	STD
Reading LED Lights	STD
12 V USB-A and USB-C Ports	STD
12 V Water Pump with Controller	STD

Galley, Dinette, & Lounge Features

2 Burner Stove (LP Gas)	STD
Microwave	OPT
3.1 cu ft 12 V Electric Refrigerator with Freezer	STD
Dinette Drawer Refrigerator	OPT
Laminate Galley Top	STD
Stainless Steel Sink with Faucet	STD
Laminate Dinette Top	STD
Stain Resistant Woven Dinette Cushions	STD
Dinette Converts to a Lounge and Sleeping Accommodations	STD
JBL Audio® Stereo with Bluetooth® Connectivity and 2 Speakers	STD
Cable Antenna Prewire and Cellular LTE Prewire	STD
Wall Mounted Spice Rack	STD

Bedroom Features

Twin Memory Foam Mattress	STD
Under Bed Storage	STD
Wardrobe Storage	STD
24" 12 V DC HD Smart TV (Shared with Lounge)	STD
Dual Function Screen and Privacy Blinds	STD

Bathroom Features

Shower with Integrated Seat	STD
Toilet	STD
Lavvy Sink	STD
Articulating Mirror with Magnification	STD
Retractable Clothes Line in Shower	STD
Bathroom Faucet	STD

Additional Features

Airstream Logo Entrance Mat	STD
Fire Extinguisher	STD
LP, Smoke and Carbon Monoxide Detectors	STD
Built In Winterization Kit	STD
TRA Certified Green: Emerald Status (Highest Rating)	STD
2-Year Bumper-to-Bumper Limited Warranty (Transferable)	STD
5-Year Structural Limited Warranty (Transferable)	STD
3-Year 24/7 Coach-Net® Roadside Assistance	STD
1-Year Airstream Club Explorer Membership	STD



# How It's Made

Informed by more than 90 years of quality craftsmanship and expert design, Airstream travel trailers are hand-made in Jackson Center, Ohio. Only the best materials are used – from seamless, waterproof composite flooring, to the hardware and finishes we use to build our cabinetry, to the rivets and aluminum that form the shell. In building our world-famous travel trailers, we rarely do things the easy way. That’s why an Airstream travel trailer can last a lifetime – or more – and be passed down from generation to generation for years of enjoyment.

[Schedule a factory tour.](#)


[Find your local dealer.](#)



1 Seamless composite flooring



2 Riveted aluminum shell built with time-honored techniques



3 Hand-made furniture and cabinetry



4 Water check ensures the shell is watertight



5 Multi-point quality inspection before heading to customers



Colton RV & Marine  
3122 Niagara Falls Blvd  
North Tonawanda, NY 14120  
(716) 694-0188  
www.ColtonRV.com

Colton RV & Marine  
3443 Southwestern Blvd.  
Orchard Park, NY 14127  
(716) 957-3250  
www.Coltonrv.com

World Traveler.

AIRSTREAM®

1001 West Pike  
Street, P.O. Box 629  
Jackson Center, OH  
45334 USA  
937-596-6111

www.airstream.com

BASECAMP

World Traveler.

Bambi.

Caravel

Flying Cloud

International

Trade Wind

Globetrotter

STETSON \* 6666

FRANK  
LLOYD  
WRIGHT.

CLASSIC

Product information, specifications, and photography in this brochure were as accurate as possible at time of printing. Photographs may contain some features that are optional on your vehicle.  
Since we continually strive to improve our products, actual products may differ. Prices and specifications are subject to change without notice. All capacities are approximate and dimensions are nominal. Some features or options may be different or unavailable in other countries.  
Warning – This information is intended as a guide only. Weights of individual vehicles may vary. Consult your owner's manual for complete loading, weighing, and towing instructions. Do not overload the travel trailer.  
AIRSTREAM®, the Airstream travel trailer trade dress, and all related model names, slogans, logos, trade dress, and trademarks are owned or used under license by Airstream, Inc. All other trademarks are owned by their respective owners.

All content and images  
© Airstream 2026