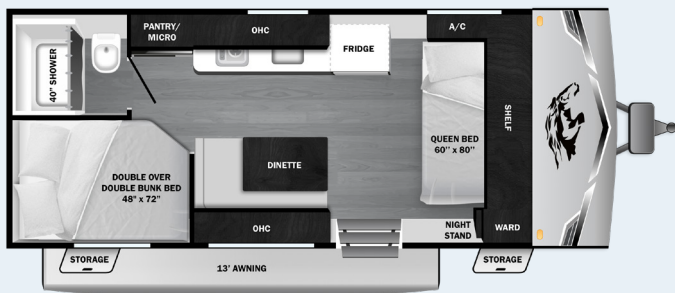
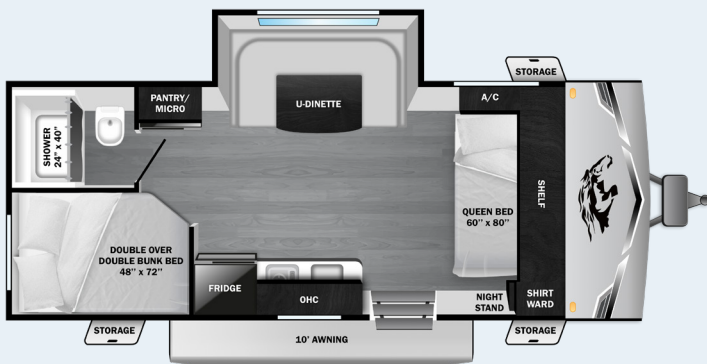




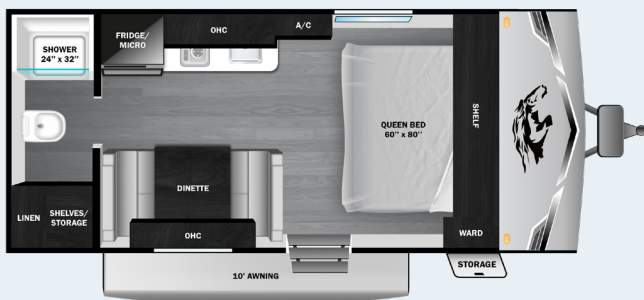
17BH - CTR Edition



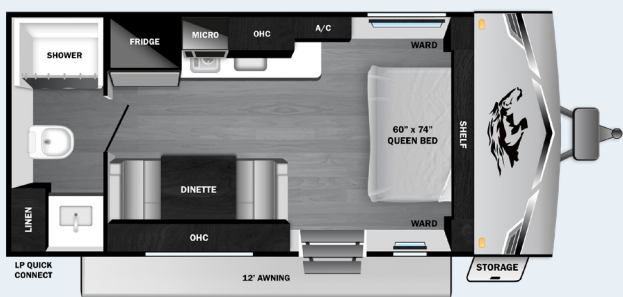
17DB - CTR Edition



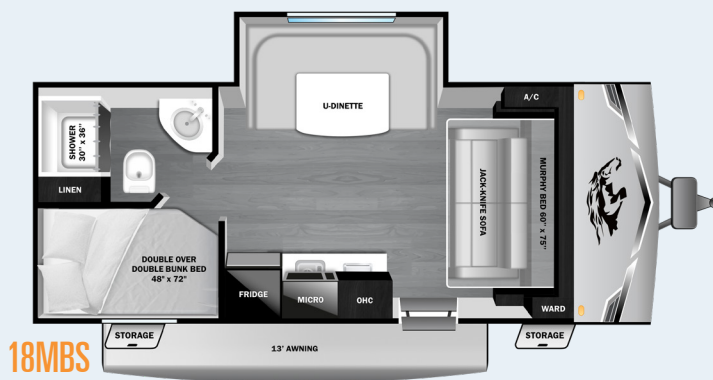
17DBS - CTR Edition



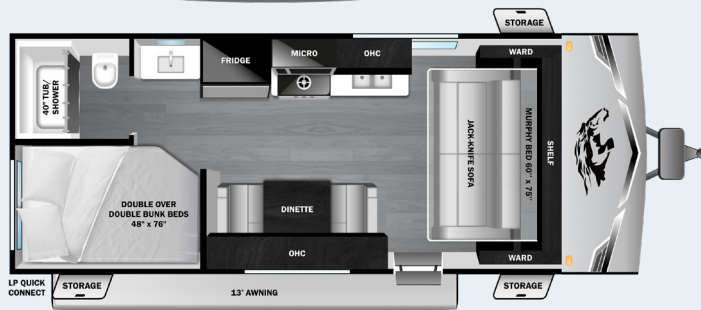
17QB - CTR Edition



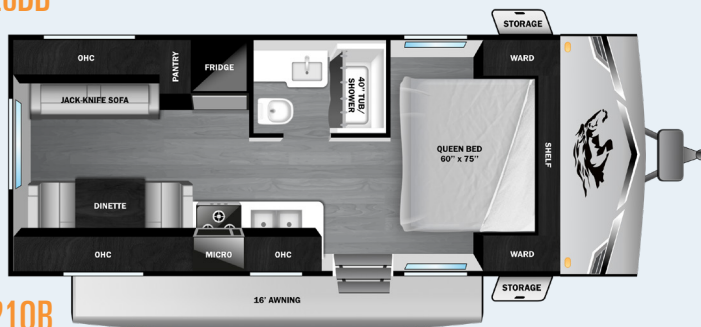
18QB



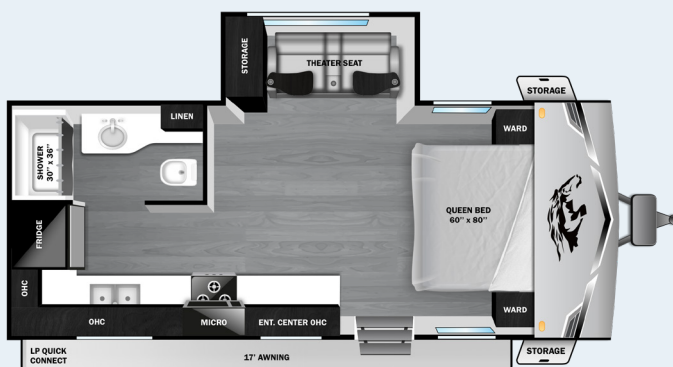
18MBS



20DB



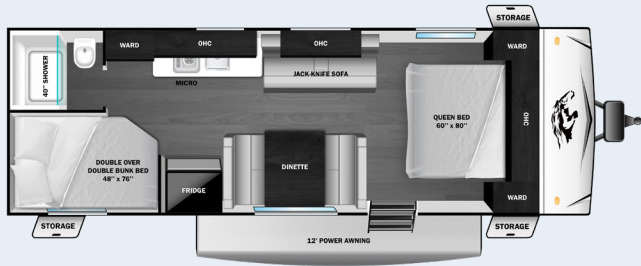
21QB



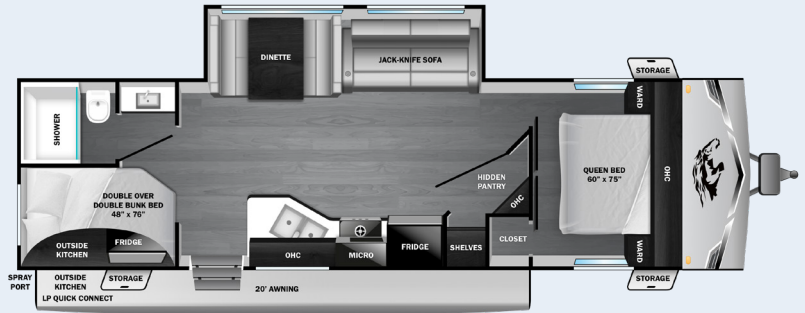
21RBS



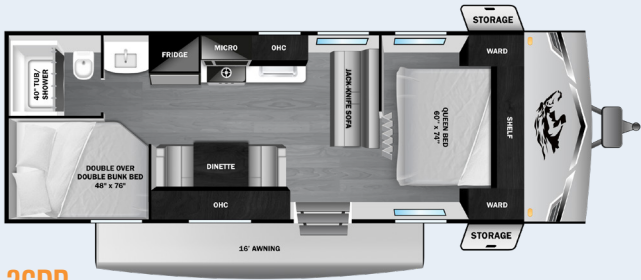
22MDS



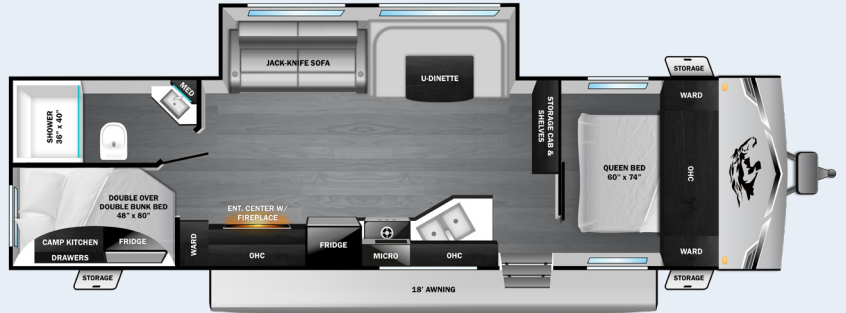
25BH



27BP



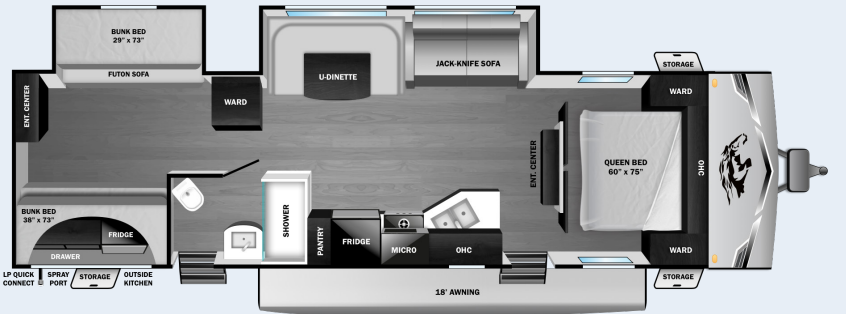
26DB



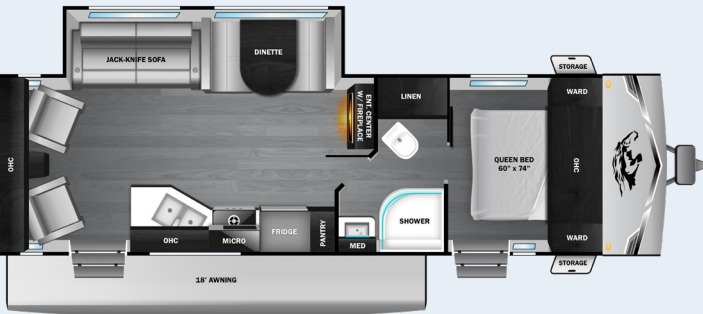
28DBS



26DBS



32DSB



26RCS OPTIONS A & B



33RLT OPTIONS A, B & C

## RANGE LITE TRAVEL TRAILER – FLOORPLAN OPTIONS

A



Tri-Fold Sofa

B




Table & Chairs

C



King Bed

## STANDARD INTERIOR EQUIPMENT

- » 300 lb. rated single bunk beds
- » 600 lb. rated double bunk beds
- » Dome style TV antenna
- » Foot flush marine-grade toilet
- » Full extension, heavy-duty, ball-bearing drawer guides with 75 lb. rating
- » Plywood bed platforms
- » Queen mattress
- » Residential grade kitchen countertops
- » Residential-style hidden cabinet door hinges
- » Residential-style high rise kitchen faucet
- » Shower curtain with curved shower track (certain models)
- » Solid hardwood cabinet doors with screwed stile construction and hidden hinges
- » Vanity mirror with wood trim
- » Vinyl flooring throughout

## STANDARD EXTERIOR EQUIPMENT

- » 30 amp service
- » 8,000 BTU wall mount A/C (single axle models)
- » Axles with easy-lube hubs
- » Built-in A-Frame
- » Coax cable TV jack
- » ForTruss Rafter system
- » Galvanized wheel wells
- » Large exterior downspouts
- » LP quick connect (N/A CTR edition)
- » Nitrogen filled radial tires
- » PVC roofing membrane (limited lifetime warranty)
- » Self-adjusting electric brakes

## CUSTOMER CONVENIENCE PACKAGE (MANDATORY)

- » 8 cu. ft. 12V refrigerator
- » Bathroom skylight
- » Bathroom vent
- » Detachable power cord
- » Entry door with window and shade prep
- » Fitted bed sheet
- » G20 dark tinted privacy windows
- » Large folding entry door grab handle
- » LED interior and exterior lights
- » Marine grade exterior stereo speakers
- » Microwave oven
- » On demand tankless water heater
- » Power awning with LED lights
- » Range Hood
- » Rear camera prep
- » Spare tire
- » Stabilizer jacks
- » Swing down solid main entry steps
- » Tub/shower surround
- » Window shades

## CUSTOMER CONVENIENCE PACKAGE (CTR EDITION)

- » 12V refrigerator
- » 19,000 BTU furnace
- » 2 - burner stovetop
- » 20 lb. LP bottle
- » Bathroom vent
- » Detachable power cord
- » Entry door with window and shade prep
- » G20 dark tinted privacy windows

- » LED interior and exterior lights
- » Microwave oven
- » On demand tankless water heater
- » Power awning
- » Rear bumper
- » Stabilizer jacks
- » Tongue jack
- » Window shades

## OPTIONS - SINGLE AXLE (OPTIONS VARY BY MODEL)

- » 13,500 BTU roof mounted A/C (standard on dual axle units)
- » Aluminum rims
- » Enclosed underbelly (N/A CTR edition models)
- » Fiberglass sidewalls
- » MOAB package (western built units only)(N/A CTR edition models)
- » Outside griddle with LP quick connect hose (N/A CTR editions models)
- » Xtend solar I package (200 watt solar panel with 30 amp solar controller)(N/A CTR edition models)

## OPTIONS - DUAL AXLE (OPTIONS VARY BY MODEL)

- » 15,000 BTU roof mounted A/C (N/A CTR edition models)
- » 2nd A/C with 50 amp service (certain models)
- » 3rd A/C with 50 amp service(requires 2nd A/C opt.)(certain models)
- » Aluminum rims (standard with select pkg.)
- » Fiberglass Sidewalls (standard with select pkg.)
- » King bed (33RLT)
- » MOAB pkg (Western built units only)(N/A CTR edition models)
- » Theater seat (certain models)
- » Tri-fold sofa (certain models)
- » Xtend solar I package (200 watt solar panel with 30 amp solar controller) (N/A CTR edition models)

## SELECT PACKAGE - DUAL AXLE (OPTIONAL ON CERTAIN MODELS) (N/A CTR EDITION)

- » Aluminum rims
- » Decorative window surrounds in living area
- » Dinette storage doors
- » Fiberglass sidewalls
- » Fireplace (N/A 22MDS)
- » Front accent LED lighting
- » Pull-out kitchen faucet
- » Window in slideout end wall

## MOAB PACKAGE - SINGLE AXLE (OPTIONAL - IDAHO ONLY CERTAIN MODELS) (N/A CTR EDITION)

- » 16" Off-road tires
- » 2 - 30 lb. LP bottle
- » Enclosed underbelly
- » Oversized wheel fenders
- » Stabilizer jacks (4)
- » Triple entry step

## MOAB PACKAGE - DUAL AXLE (OPTIONAL - IDAHO ONLY, ONLY OFFERED ON CERTAIN MODELS)

- » 16" Off-road tires
- » 2 - 30 lb. LP bottle
- » Increased ground clearance
- » Triple tread step

## SPECIFICATIONS

May Include Estimated Values

	17BH	17DB	17DBS	17QB	18QB	18MBS	20DB	21QB	21RBS	22MDS	25BH	26DB	26DBS	26RCS	27BPS	28DBS	32DSB	33RLT
Unloaded Vehicle Weight (Eastern) (lbs.)	3,010	TBD	3,695	3,065	TBD	4,045	4,315	4,430	4,935	5,340	4,225	4,805	5,815	6,175	6,270	6,270	7,705	8,705
Unloaded Vehicle Weight (Western) (lbs.)	N/A	TBD	N/A	3065	TBD	3,855	N/A	4,205	4,730	5,010	4,090	4,605	5,730	6,065	6,225	N/A	N/A	N/A
Dry Hitch Weight (Eastern) (lbs.)	310	TBD	485	270	TBD	610	485	515	570	565	485	525	680	810	755	835	1,080	1,130
Dry Hitch Weight (Western) (lbs.)	N/A	TBD	N/A	270	TBD	620	N/A	515	515	510	455	535	690	795	780	N/A	N/A	N/A
Gross Vehicle Weight Rating (Eastern) (GVWR)	3,950	TBD	4,800	3,995	TBD	5,145	6,000	6,000	6,500	6,900	6,000	6,500	7,600	7,900	7,900	8,200	9,600	10,600
Gross Vehicle Weight Rating (Western) (GVWR)	N/A	TBD	N/A	3,995	TBD	5,145	N/A	6,000	6,500	6,900	6,000	6,500	7,600	7,900	8,200	N/A	N/A	N/A
Cargo (Eastern) (Gross)	940	TBD	1,105	930	TBD	950	1,685	1,570	1,565	1,560	1,775	1,695	1,785	2,200	1,630	1,930	1,895	1,895
Cargo (Western) (Gross)	N/A	TBD	N/A	930	TBD	1,140	N/A	1,795	1,770	1,890	1,910	1,895	1,870	2,860	1,975	N/A	N/A	N/A
Exterior Length (Overall)	21' 3"	TBD	23' 7"	21' 5"	TBD	23' 7"	24' 7"	25' 8"	24' 7"	27' 1"	27' 7"	29' 6"	30' 4"	31' 1"	32' 7"	33' 7"	36' 4"	37' 10"
Exterior Height	9' 6"	TBD	9' 7"	9' 5"	TBD	9' 7"	9' 11"	9' 11"	10' 6"	10' 6"	9' 5"	9' 11"	10' 4"	10' 6"	10' 6"	10' 5"	10' 7"	10' 7"
Exterior Width	8' 0"	TBD	8' 0"	8' 0"	TBD	8' 0"	8' 1"	8' 0"	8' 0"	8' 0"	8' 0"	8' 0"	8' 0"	8' 0"	8' 0"	8' 0"	8' 1"	8' 0"
Exterior Width (Slides Out)	N/A	TBD	10' 4"	N/A	TBD	10' 4"	N/A	N/A	11'	10' 0"	N/A	N/A	11' 0"	11' 0"	11' 0"	11"	13' 11"	13' 11"
Interior Height	6' 6"	TBD	6' 6"	6' 5"	TBD	6' 6"	6' 9"	6' 9"	6' 9"	6' 9"	6' 6"	6' 9"	6' 9"	6' 9"	6' 9"	6' 9"	6' 9"	6' 9"
Fresh Water Capacity (Gal.) (Eastern Built)*	30	TBD	30	30	TBD	30	52	52	52	52	52	52	52	52	52	52	52	52
Fresh Water Capacity (Gal.) (Western Built)*	N/A	TBD	N/A	30	TBD	30	N/A	84	76	76	84	84	76	76	76	N/A	N/A	N/A
Gray Waste Water Capacity (Gal.) (Eastern Built)	19.9	TBD	39	19.9	TBD	39	39	39	39	39	39	39	39	39	71.5	39	32.5	71.5
Gray Waste Water Capacity (Gal.) (Western Built)	N/A	TBD	N/A	19.9	TBD	40	N/A	40	40	40	40	40	40	40	40	N/A	N/A	N/A
Black Waste Water Capacity (Gal.) (Eastern Built)	19.9	TBD	39	19.9	TBD	39	39	39	39	39	39	39	39	39	39	39	39	39
Black Waste Water Capacity (Gal.) (Western Built)	N/A	TBD	N/A	19.9	TBD	40	N/A	40	40	40	40	40	40	40	40	N/A	N/A	N/A
LP Capacity (lbs.)	20	TBD	20	20	TBD	20	40	40	40	40	40	40	40	40	40	40	40	40
Tire Size (Eastern Built)	15"	TBD	15"	14"	TBD	15"	14"	14"	14"	14"	14"	14"	16"	14"	14"	14"	15"	15"
Awning Size	10'	TBD	10'	10'	TBD	13'	13'	16'	17'	13'	12'	16'	14'	18'	20'	18'	18'	14'

TO LEARN MORE VISIT  
**openrangerv.com**

Open Range RV – Part of the Jayco Family of Companies



**Colton RV & Marine**  
3122 Niagara Falls Blvd.  
North Tonawanda, NY 14120  
(716) 694-0188  
www.ColtonRV.com

## LOCAL DEALER INFO

**Colton RV**  
489 Bushkill Plaza LN #9665  
Wind Gap, PA 18091  
(610) 863-5239  
www.ColtonRV.com



Due to continual research and advances, manufacturer reserves the right to change specifications, design, price, and equipment without notice, and assumes no responsibility for any error in the literature. Some items shown are not included as standard or optional equipment.