



REDHAWK™ · GREYHAWK™ · MELBOURNE™



REDHAWK · GREYHAWK · MELBOURNE

2
YEAR
WARRANTY

HANDS DOWN, THE BEST RIDE

2017



#LETSJAYCO

Where do you want to go? With Jayco, you're headed straight for family fun—regardless of the destination. From wooded campgrounds to sandy beaches, swimming hole docks to scenic highways, maximize the moment with unmatched quality and added comfort. So what are you waiting for? Make new memories—and share them with the world.

GENERATIONS OF FAMILY FUN



Redhawk: Page 4

Uncompromising construction and design make the reliable Redhawk one of the best values in its class



Greyhawk: Page 6

Fully loaded and then some, the Greyhawk's array of features makes camping comfortable and, of course, fun



Melbourne: Page 8

Fuel-conscious and agile, able-bodied and durable—the Melbourne is built ready for adventure after adventure

CLASS C MOTORHOMES

REDHAWK™ GREYHAWK™ MELBOURNE™

MAJOR COMFORT FOR MAXIMUM FUN

From large and luxurious to compact and ready to roll, Jayco's 2017 Class C lineup has something for every kind of RVer. Strategic floorplans maximize space and no detail is spared, making these motorhomes as smooth and comfortable on the road as they are at camp.

WE CARE ABOUT GETTING THERE AS MUCH AS BEING THERE

JRide* is a powerful blend of precise handling and renowned stability. Hands down, it's the best ride. **Experience JRide for yourself—visit your local dealer and take a test drive.**



A REDHAWK STANDARD

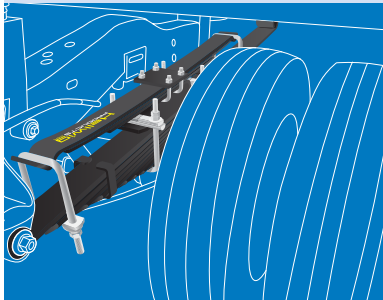


A GREYHAWK STANDARD

<http://www.jayco.com/products/class-c-motorhomes/2017-redhawk/jride/>

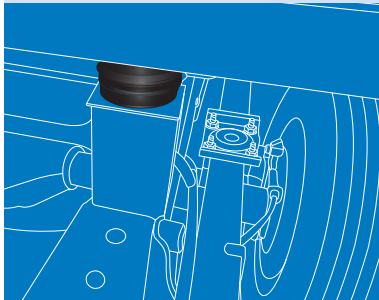
<http://www.jayco.com/products/class-c-motorhomes/2017-greyhawk/jride-plus/>

HELLWIG® HELPER SPRINGS



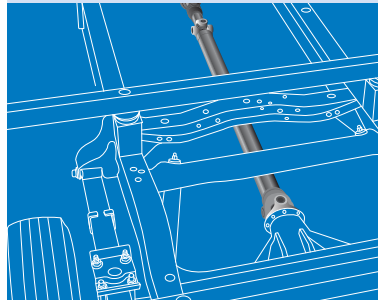
Work with the chassis' existing springs to give the RV more support, improving stability under heavy loads

RUBBER ISOLATION BODY MOUNTS



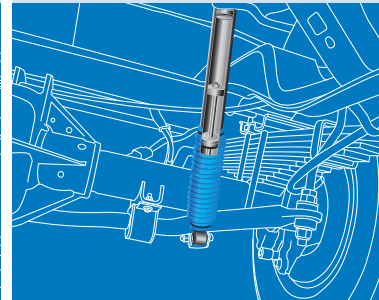
Positioned near the tires to absorb road shock, dampen noise and minimize vibrations

COMPUTER-BALANCED DRIVESHAFT



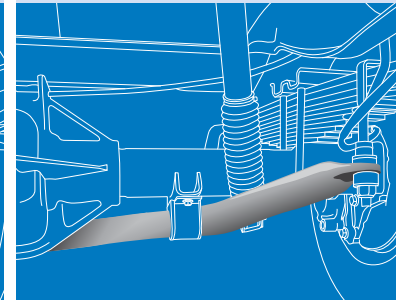
Ensures smooth and efficient power transfer to the wheels

BILSTEIN® SHOCK ABSORBERS



Feature a unique monotube gas-pressure design that provides optimum ride quality and vehicle control; Bilstein shock absorbers last 2-3 times longer than the conventional twin tube piston and are found in many high-end luxury vehicles

HEAVY-DUTY STABILIZER BAR



Reduces the body roll of a vehicle during fast cornering or over road irregularities



REDHAWK

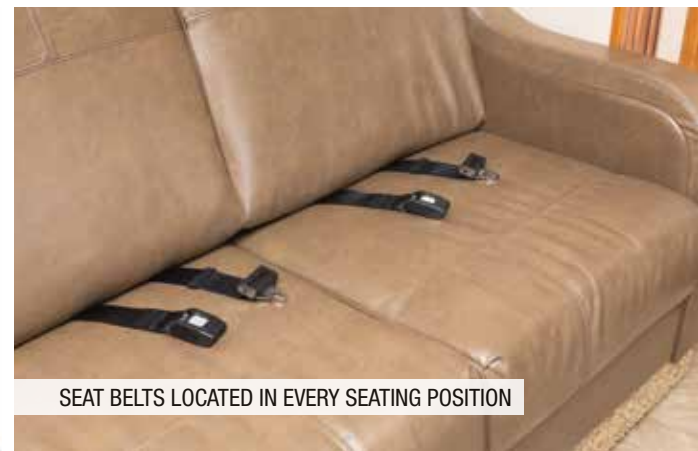
Jayco's unmatched craftsmanship, superior handling and a spacious interior that sleeps up to 10 make the 2017 Redhawk one of the best values in the Class C lineup.



FRAMELESS WINDOWS



ONE-PIECE SEAMLESS FRONT CAP



SEAT BELTS LOCATED IN EVERY SEATING POSITION

REDHAWK FLOORPLANS



REDHAWK | 23X2 (CHEVROLET® CHASSIS)



REDHAWK | 23XM (FORD® CHASSIS)



REDHAWK | 26X1 (CHEVROLET CHASSIS)



REDHAWK | 26XD (FORD CHASSIS)




REDHAWK | 29XK (FORD CHASSIS)



REDHAWK | 31XL (FORD CHASSIS)

REDHAWK INTERIOR DÉCOR


CHESTNUT



DOVE



SAND DOLLAR



REDHAWK SPECS

MODELS		DIMENSIONS				TANKS (GALS.)		
FLOORPLAN	EXTERIOR LENGTH	EXTERIOR WIDTH	EXTERIOR HEIGHT (WITH A/C)	INTERIOR HEIGHT	WHEEL BASE	FRESH WATER CAPACITY (INCLUDES WATER HEATER)	GREY WASTE WATER CAPACITY	BLACK WASTE WATER CAPACITY
23X2	26' 8"	100"	11' 6"	84"	181"	43.5	34	32
23XM	26' 8"	100"	11' 6"	84"	181"	43.5	41	32
26X1	28' 8"	100"	11' 5"	84"	181"	47	41	32
26XD	28' 8"	100"	11' 5"	84"	181"	47	41	32
29XK	32' 5"	100"	11' 6"	84"	223"	43.5	41	32
31XL	32' 5"	100"	11' 6"	84"	223"	47	41	32



GREYHAWK

Adventures may take you far and wide, but with residential finishes and technology throughout, you'll feel at home wherever your destination may be.

MAIN INTERIOR KEY

1. Solid-surface countertops
2. Raised-panel cabinetry
3. Day/night roller shades
4. Glass backsplash



WELL-APPOINTED DRIVING CABIN



ENTERTAINMENT CENTER (OPTIONAL)



SPACIOUS 4-DOOR, 12-CU.-FT. REFRIGERATOR



GREYHAWK | 29ME



GREYHAWK | 29MV



GREYHAWK | 29W



GREYHAWK | 31DS



GREYHAWK | 31FK



GREYHAWK | 31FS

GREYHAWK INTERIOR DÉCOR


ALMOND




CAPPUCCINO



COFFEE



FRENCH VANILLA



GREYHAWK SPECS

MODELS		DIMENSIONS				TANKS (GALS.)		
FLOORPLAN	EXTERIOR LENGTH	EXTERIOR WIDTH	EXTERIOR HEIGHT (WITH A/C)	INTERIOR HEIGHT	WHEEL BASE	FRESH WATER CAPACITY (INCLUDES WATER HEATER)	GREY WASTE WATER CAPACITY	BLACK WASTE WATER CAPACITY
29ME	32' 7"	100"	11' 6"	84"	223"	47	41	32
29MV	32' 7"	100"	11' 6"	84"	223"	47	41	32
29W	32' 6"	100"	11' 7"	84"	223"	43.5	41	32
31DS	32' 6"	100"	11' 6"	84"	223"	47	41	32
31FK	32' 7"	100"	11' 6"	84"	223"	47	41	32
31FS	32' 7"	100"	11' 6"	84"	223"	47	41	32



MELBOURNE

This cozy and complete motorhome is up for just about anything. Combining the stability of a Mercedes 3500 chassis with the power of a V6 turbo, 188-horsepower engine makes each journey a breeze.



LUXURY OF MERCEDES



POWER SOFA



24M MURPHY BED



MELBOURNE | 24K




MELBOURNE | 24L




MELBOURNE | 24M

MELBOURNE INTERIOR DÉCOR


CHOCOLATE



GLORIOUS GREY



GRAND TAN



MELBOURNE SPECS

MODELS		DIMENSIONS				TANKS (GALS.)		
FLOORPLAN	EXTERIOR LENGTH	EXTERIOR WIDTH	EXTERIOR HEIGHT (WITH A/C)	INTERIOR HEIGHT	WHEEL BASE	FRESH WATER CAPACITY (INCLUDES WATER HEATER)	GREY WASTE WATER CAPACITY	BLACK WASTE WATER CAPACITY
24K	25' 2"	94"	11' 5"	83"	170"	43	32	32
24L	25' 2"	94"	11' 5"	83"	170"	43	32	32
24M	25' 2"	94"	11' 5"	83"	170"	45	32	32

10

REDHAWK STANDARDS AND OPTIONS*

CUSTOMER VALUE PACKAGE

JRide Package: Computer-balanced driveshaft, front and rear stabilizer bars, Hellwig® helper springs, rubber isolation mounts
Frameless windows
One-piece seamless front cap
12V electric patio awning
1,000-watt inverter
Black holding tank sprayer
Rear backup camera and monitor
Heated holding tanks (12V pads)
8-cubic-foot, flush-mount, double-door refrigerator
32-inch LED HDTV

STANDARD EXTERIOR EQUIPMENT

Vacuum-bonded, laminated roof, floor and sidewalls
Bead-foam insulation (R-15 max roof, R-9 max floor, R-5 max walls)
Aluminum running boards
Fiberglass, radius-cornered entrance door with screen door
Electric-powered entrance step
Pass-through storage compartment with light (select models)
Onan® 4,000-watt MicroQuiet™ generator
42-pound propane tank
30-amp power cord
Roof ladder

STANDARD INTERIOR EQUIPMENT

Honey Cherry cabinetry and doors with oil-rubbed bronze cabinet hardware
3-burner range with 9,000-BTU SuperBurner™ and piezo igniter
6-gallon gas/electric DSI auto-ignition water heater
Water filtration system
Interior command center
15,000-BTU ducted A/C
31,000-BTU furnace with wall thermostat with auto-ignition
Toilet with foot flush
Full cab-over bunk with headboard (750-pound rating)

STANDARD DRIVING EQUIPMENT

Ford® E-450 chassis (23XM, 26XD, 29XK, 31XL)
Triton® 6.8L EFI V10 305 HP engine with 420 lb-ft torque
6-speed automatic TorqShift® series transmission with overdrive
14,500-pound GVWR
22,000-pound GCWR
7,500-pound hitch with 7-pin plug
Chevrolet® 4500 Chassis (23X2, 26X1)
6L Vortec V8 342 HP engine with 373 lb-ft torque
Hydra-matic 6-speed automatic transmission with overdrive
14,200-pound GVWR
20,000-pound GCWR
5,000-pound hitch with 7-pin plug
120-amp alternator
55-gallon fuel tank
Driver and passenger air bags
Power anti-lock brakes with power steering
A/C and cruise control
Third brake light

OPTIONS

Hydraulic leveling jacks

*For a full list of standards and options, visit jayco.com/products/class-c-motorhomes/

GREYHAWK STANDARDS AND OPTIONS*

CUSTOMER VALUE PACKAGE

JRide Plus: Computer-balanced driveshaft, Bilstein® shock absorbers, Hellwig helper springs, rubber isolation mounts, and heavy-duty stabilizer bar
Hydraulic leveling jacks
Infotainment system with in-dash, touchscreen radio with 6.5-inch LCD color display, DVD/USB, Bluetooth® and built-in GPS
Backup and sideview cameras/monitor
Remote-controlled, heated sideview mirrors
Frameless windows
12V electric awning with LED lights
Tankless water heater
1,000-watt inverter
15,000-BTU A/C with heat pump
24-inch LED TV in bedroom

STANDARD EXTERIOR EQUIPMENT

Tuff-Shell™ vacuum-bonded, laminated floor, sidewalls and roof
Bead-foam insulation (R-24 max roof, R-9 max floor, R-5 max walls)
One-piece seamless front cap
One-piece fiberglass roof
Keyless entry door, touchpad lock system
Electric-powered entrance step
Pass-through storage compartment with Slam-latch™ and light (select models)
Locking exterior storage compartments
Onan 4,000-watt MicroQuiet generator
Slideout battery tray with house battery
12V electrical system with 120V, 60-amp power converter
120V GFCI-protected exterior receptacle
56-pound propane tank
Heated holding tanks (12V pads)

STANDARD INTERIOR EQUIPMENT

High-intensity, recessed LED ceiling lights
Honey Cherry cabinetry with raised-panel doors
3-burner range with 9,000-BTU SuperBurner and piezo igniter
One-piece, solid-surface, high-gloss countertop with integrated deep-bowl sinks and covers (2)
Dream Dinette™ mechanism, raises/lowers dinette tabletop (n/a on 29W)
Lap safety belts on all seating areas
Hide-a-bed sofa (29ME, 29MV, 31FK)
31,000-BTU auto-ignition furnace with wall thermostat
32-inch digital LED HDTV
Queen-size bed with bedspread
Full cab-over bunk (750-pound rating)
Bunk beds with 300-pound rating (31FS)

STANDARD DRIVING EQUIPMENT

Ford E-450 chassis - 14,500-pound GVWR, 22,000-pound GCWR
Triton 6.8L EFI V10 305 HP engine with 420 lb-ft torque
6-speed TorqShift series transmission with overdrive
7,500-pound hitch with 750-pound tongue capacity and 7-pin plug
55-gallon fuel tank
Third brake light

OPTIONS

Aluminum rims
Front entertainment center with 39-inch LED HDTV (n/a on 31FK)
2 smart TVs (31FS)
12-cubic-foot refrigerator (29MV, 29W)
Front overhead storage (31FK)
2 premium paint options - Autumn Air and Summer Bliss

MELBOURNE STANDARDS AND OPTIONS* **

CUSTOMER VALUE PACKAGE

Touchscreen, in-dash stereo with built-in CD/DVD/MP3 and input jack
Backup camera with monitor
Electric patio awning with LED light strip
Frameless windows
Remote-controlled, heated sideview mirrors
Swivel driver and passenger seats
Stabilizer jacks
Heated holding tanks (12V pads)
Keyless cab entry

STANDARD EXTERIOR EQUIPMENT

2 vinyl exterior graphics - Soft Sand and Canyon Red
White baggage doors with Slam-latch
One-piece seamless front cap
Electric-powered, single entrance step
12V house battery with slideout tray
12V demand water pump
30-amp detachable electrical service cord
3.6KW Onan LP generator

STANDARD INTERIOR EQUIPMENT

83-inch interior ceiling height with soft-touch vinyl ceiling
High-intensity LED ceiling lights
Honey Cherry cabinetry and doors with oil-rubbed bronze cabinet hardware
Water filtration system
Auto-ignition 30,000-BTU ducted furnace
6-gallon gas/electric water heater
Prep for satellite dish
Digital antenna with signal booster
Solid-surface kitchen countertops with round sink and faucet with pullout sprayer
8-cubic-foot gas/electric refrigerator
32-inch LED living room TV
Fan-Tastic® fan in living room
12V USB charging station in dinette area
Queen-size bed with bedspread
13,500-BTU A/C

STANDARD DRIVING EQUIPMENT

Mercedes 3500 170-inch wheelbase, 11,030-pound GVWR chassis
V6 turbo 188 HP diesel engine with electronic fuel injection and 325 lb-ft torque
5-speed automatic transmission
220-amp alternator
Front and rear disc, 4-wheel anti-lock brakes
7-pin trailer hitch plug
9.8-gallon propane tank
5,000-pound rear hitch receiver with dual connector

OPTIONS

Front entertainment center with 32-inch LED TV (24K, 24L)
3.2KW Onan diesel generator
2 premium paint options with Diamond Shield™ and aluminum rims - Tattoo Blue and White Lightning
Front overhead storage (24M)
Fireplace (24M)

**Chassis warranty is 36 months/3 years. Diesel engine is 5 years/100,000 miles. All above standards and options are based on the initial prototype. Jayco reserves the right to make any changes without notification.

MAKING MEMORIES

THAT LAST GENERATIONS—LET'S JAYCO

Whether you're out for excitement, relaxation or just time together, we take steps others don't in order to help you stay focused on the fun. No cutting corners here. Let us go the extra mile so you don't have to.



THE JAYCO DIFFERENCE


- 1. One-piece seamless front cap** for increased durability and protection
- 2. 750-pound overhead bunk capacity** offers nearly 250 pounds more than the industry average for greater safety and peace of mind
- 3. Integrated electric step** maximizes ground clearance and floor space
- 4. Integrated third brake light** is a Class C first that improves safety on the road
- 5. Seat belts in every position** secure the most precious cargo
- 6. Frameless windows** make exterior maintenance easier than ever and give the unit a sleek, modern look

Gross Vehicle Weight Rating (GVWR): The maximum permissible weight of the motorhome, including the Unloaded Vehicle Weight (UVW) plus passengers, personal items, all cargo, fluids, options and dealer-installed accessories. The GVWR is equal to or greater than the sum of the UVW and the Cargo Carrying Capacity.

Gross Combined Weight Rating (GCWR): The maximum allowable combined weight of the motorhome used as a tow vehicle and the attached towed vehicle.

It is important for your safety and enjoyment that you are aware of the weights and tow ratings of the RV you select. Consult a competent advisor for questions or advice. Whether you are new to RVing or a veteran, get a feel for the performance of your RV before heading out on the roadways. When you tow a vehicle with your RV, you must drive differently than when you drive a single vehicle. Practice hooking up, driving, backing up and braking in a safe environment or seek out professional instruction. Jayco affixes a weight label to each RV which lists weight information for that vehicle. Refer to that label to verify the vehicle will meet your requirements.

GREYHAWK EXTERIOR DÉCOR



Graphics - Ocean Blue



Graphics - Sahara Beige



Premium Paint Option - Autumn Air



Premium Paint Option - Summer Bliss


MELBOURNE EXTERIOR DÉCOR




Graphics - Soft Sand



Graphics - Canyon Red



Premium Paint Option - Tattoo Blue



Premium Paint Option - White Lightning



Meet your Jayco Dealer

Colton RV
North Tonawanda, NY 14120
(716) 694-0188
(800) 628-4889
www.ColtonRV.com

Colton RV
Orchard Park, NY 14127
(716) 957-3250
(800) 628-4889
www.ColtonRV.com

We work hard—so you can play hard. From finding the perfect Jayco for your family to providing flexible financing options and full-service support, we're here to help.

Follow Jayco



Jayco, Inc., P.O. Box 460, Middlebury, IN 46540, www.jayco.com See dealer for further information and prices. All information in this brochure is the latest available at the time of publication approval. Jayco reserves the right to make changes and to discontinue models without notice or obligation. Photos in this brochure may show optional equipment and props for photography purposes. RVs built for sale in Canada may differ to conform to Canadian codes. ©2016 Jayco, Inc. 274743 0716-60K Printed in U.S.A.

Travel with Confidence

2
YEAR
WARRANTY

FREE

ROADSIDE
ASSISTANCE

At Jayco, we build our RVs to handle every adventure, then back them with our industry-leading 2-year limited warranty. We, with support from our select partners, have you covered for **2 camping seasons**. That's **730 days**. You won't find a better warranty in the business, because the only strings we attach are those that deliver the ultimate in reliability. That's the Jayco difference. So go explore. We have the warranty that will follow you anywhere. For a copy of our 2-year limited warranty with complete terms and conditions, please contact your local Jayco dealer.

A year's access to Coach-Net™—the country's largest RV emergency road service.

eco advantage™

Jayco's long-term commitment to generations of family fun

After five years of increased efforts to eliminate waste, conserve energy and increase recycling, we've come a long way in building RVs that are not only better for your family—but also better for the planet.

Learn more at Jayco.com/EcoAdvantage