

CHAPARRAL

# EXPLORE THE DIFFERENCE



QUALITY CIRCLE  
AWARD WINNER!



**WEATHER SHIELD<sup>+</sup>**  
SUPERIOR PROTECTION  
FROM THE ELEMENTS



SCAN HERE FOR PHOTOS, 360 TOURS, VIDEOS, AND MORE!

# CHAPARRAL



## STAND OUT EXTERIOR FEATURES

- TURN-TEC™ ENGINEERING - #1 IN TURNING (SHORT BED-FRIENDLY)
- VACUUM BONDED GEL COAT EXTERIOR W/ COMPOSITE BACKED AZDEL® PANEL
- 80% PRIVACY TINT SAFETY GLASS WINDOWS
- UV & CORROSION RESISTANT TPO ROOF W/ 12 YEAR WARRANTY
- SOLAR PANEL PREP
- LP QUICK CONNECT PORT
- EXTERIOR BACK-UP CAMERA PREP
- ELECTRIC AWNING W/ LED LIGHT STRIP & ONE HAND PITCH ADJUSTMENT
- EXTERIOR MARINE SPEAKERS W/ LED LIGHT
- ALUMINUM ENTRY STEPS
- FRONT ELECTRIC JACKS
- ELECTRIC REAR STABILIZER JACKS
- ACCESSORY RECEIVER PREP
- 15" RADIAL TIRES W/ ALUMINUM RIMS & SPARE TIRE

## INTERIOR (LIVING)

- CHARCOAL DÉCOR PACKAGE
- THOMAS PAYNE® MEMORY FOAM, LEATHER TOUCH SEATING
- DUAL USB CHARGING PORTS
- ENERGY EFFICIENT LED INTERIOR LIGHTING USED THROUGHOUT (MOTION IN KEY AREAS)

## KITCHEN

- SOLID LUMBER CORE CABINET STILES (PRE-DRILLED & SCREWED CABINETRY)
- STAINLESS STEEL APPLIANCES (21" OVEN/MICROWAVE) (P)
- FULL-EXTEND BALL BEARING DRAWER GUIDES (75# & 100# GUIDE CAPACITIES)
- 8 CUBIC FOOT REFRIGERATOR
- STAINLESS 50/50 EXTRA DEEP SINK

## BATHROOM

- LARGE SHOWER W/ SLIDING GLASS DOORS
- LARGE PRIVACY DOME SKYLIGHT
- POWER CEILING VENT FAN (12 VOLT)
- LED MOTION SENSOR LIGHTS

## BEDROOM

- RESIDENTIAL 60" X 80" BLACK LABEL® PILLOW TOP MATTRESS & DESIGNER BEDSPREAD
- SATELLITE & CABLE TV HOOK-UP W/ REMOVABLE BRACKET
- LARGE WARDROBE W/ HANGING STORAGE & DRAWERS
- DUAL USB CHARGING PORTS
- DUAL 110 VOLT OUTLETS AT BED (WHERE APPLICABLE)
- OVERSIZED UNDER BED STORAGE

## UTILITIES & MECHANICAL

- HOT/COLD OUTSIDE SHOWER
- BLACK TANK FLUSH
- DUCTED 2ND AIR CONDITIONER WIRE, FRAME, & PREP
- 50 AMP SERVICE W/ DETACHABLE MARINE CORD
- DUAL ZONE THERMOSTAT/CONTROLLER
- QUICK RECOVERY 6 GALLON GAS/ELEC. HOT WATER HEATER (18 GPH)
- 12 VOLT BATTERY DISCONNECT SWITCH
- KING JACK® (OVER-THE-AIR) HDTV ANTENNA (NO CRANK)

## CONSTRUCTION

- 2016 DSI (DEALER SATISFACTION INDEX) QUALITY CIRCLE AWARD WINNER
- RESIDENTIAL 5" TRUSS RAFTERS (16" ON CENTER)
- FULL WALK ON 3/8" ROOF DECKING
- VACUUM BONDED & ALUMINUM FRAMED SIDEWALLS W/ ROT PROOF AZDEL® COMPOSITES
- WEATHER SHIELD+™ 0° COLD TESTED & 110° HOT TESTED (EXTREME TEMPERATURE CHAMBER)
  - » SPACE AGE REFLECTIVE TECHNOLOGY (UNDERBELLY, ROOF, SLIDES & MORE!)
  - » UNOBSTRUCTED & INSULATED PASS-THRU STORAGE W/ BUILT-IN TOOL STORAGE
  - » DUCTED FURNACE TO ENCLOSED, INSULATED, & HEATED UNDERBELLY
  - » HEATED & ENCLOSED GATE VALVES
  - » R11 SIDEWALLS, R30+ FLOOR, R38+ ROOF
- DEXTER® E-Z LUBE® AXLES

## OPTIONS

- 2ND 13,500 BTU A/C IN FRONT BEDROOM
- 10 CUBIC FOOT (12 VOLT) REFER IPO 8 CUBIC FOOT REFER
- 2" ACCESSORY RECEIVER HITCH (300 LB. TONGUE CAP.)
- 4-POINT ELECTRIC AUTO-LEVELING SYSTEM
- PANORAMIC SECTIONAL SOFA W/ TWO TABLES
- ROADSIDE ASSISTANCE (MANDATORY OPTION)

# CHAPARRAL X-LITE

CHAPARRAL X-LITE	295X
Carrying Capacity	1,915
UVW	9,085
GVWR	11,000
Hitch Weight	1,777
Exterior Height (w/ Std. A/C)	11' 10"
Fresh Water Capacity (gal.)	40
Grey Water Capacity (gal.)	66
Waste Water Capacity (gal.)	33
Wheel Size	16"
Exterior Length	34' 7"

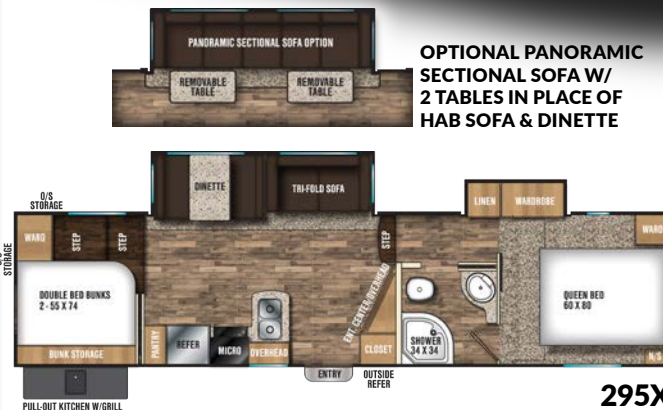


### X PACKAGE (MANDATORY)

- WIDE SCREEN HD LED TELEVISION (LIVING ROOM)
- INTERIOR & EXTERIOR SATELLITE & CABLE TV HOOK-UP
- ROLLER SHADES
- STAINLESS STEEL MICROWAVE
- LARGE 21" STAINLESS STEEL OVEN
- MACH AIR® 15,000 BTU DUCTED MAIN AIR CONDITIONER
- 3M® UV TREATED X-LITE GRAPHICS W/ PAINTED FRONT CAP
- 36" ELECTRIC FIREPLACE (OVER 5,000 BTU OUTPUT)
- SOLID WOOD SLIDE-OUT FASCIA



SHOWN W/ OPTIONAL PANORAMIC SECTIONAL SOFA



WELCOME THE ALL NEW X-LITE...  
MODERN, HIGH TECH, AND BUILT TO EXPLORE  
**EXPLORE THE DIFFERENCE**

(P) = MANDATORY PACKAGE ITEM, \* = WHERE APPLICABLE, OPT. = OPTIONAL ITEM



# CHAPARRAL

CHAPARRAL 298RLS



BRINDLE DECOR

# CHAPARRAL *Lite*

CHAPARRAL 285RLS



FAWN DECOR

SHOWN W/ OPTIONAL 50" LED HDTV (RV TESTED)



DELUXE METAL OUTSIDE ENTERTAINMENT CENTER/KITCHEN (285RLS, 298RLS, 391QSMB, 392MBL, 373MBRB)



### GREATEST VALUE FOR ALL

Chaparral offers three distinct series of 5th wheels catering to most all customer needs, providing a vast range of affordable price points, weights, and lengths. Whether the priority is towing with a 1/2 ton truck, or sleeping a family of ten, Chaparral has nearly every 5th wheel customer need covered.

### CHAPARRAL PRODUCT LINE UP

All Chaparral product lines are constructed on the same production line with the same core construction methods and high quality materials. This clear advantage provides consistent reliability, greater R-ratings, and improved towing advantages throughout our entire product range.

- **CHAPARRAL X-LITE**

Features a modern new design inside and out, with the same Weather Shield™ insulation and core composite construction as our Lite and Mid-Profile Series. Now with more bells and whistles than ever before.

- **CHAPARRAL LITE**

Fully featured and offers luxurious three slide floor plans built with a lower profile and weight designed for 1/2 ton and 3/4 ton trucks.

- **CHAPARRAL MID-PROFILE**

Designed with 3/4 ton gas and diesel trucks in mind, combining great towability and lighter weight, with the spaciousness, luxury, and multitude of features typically found in much higher priced fifth wheels.

SHOWN W/ OPTIONAL KING BED



MID-PROFILE BEDROOM\*

CHAPARRAL 381RD



CHAPARRAL 298RLS



CHAPARRAL 285RLS LITE



GREATER VALUE, MORE FEATURES, BETTER TOWING, IMPROVED MATERIALS, HIGHER R-VALUES, MORE STORAGE...  
**EXPLORE THE DIFFERENCE**

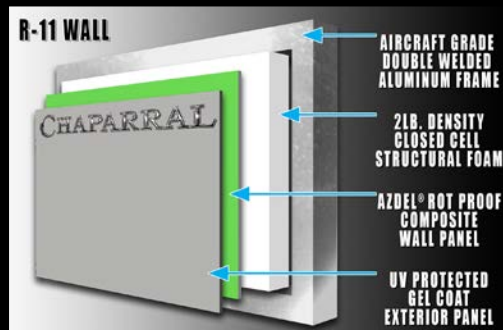


# DIFFERENT FROM THE START

For over 10 years Chaparral has utilized Azdel® composite panels. Azdel® is impervious to mildew, rot and mold, providing the added benefit of being 50% lighter than wood, while achieving 3x the insulation value of luan panels commonly used by most other manufacturers.

## CHAPARRAL COMPOSITE WALL PANEL ADVANTAGES:

- American Made
- 50% Lighter than Luan
- 3X the Insulation Value of Wood (R11 Sidewall)
- Impervious to Mildew, Rot, and Mold
- Virtually Eliminates De-lamination (Void of Moisture)
- Double Welded, Aircraft Grade Aluminum Framed
- 2 lb., Closed Cell Block Foam Insulation (High Density)
- 2-Step HP Lamination Process (Vacuum Bonded)



**AZDEL® ROT PROOF PANELS**

ALL CHAPARRAL SERIES FEATURE WEATHER SHIELD+™ AND HAVE BEEN EXTREME CLIMATE TESTED BY AN INDEPENDENT 3RD PARTY AT 110°F & 0°F



**WEATHER SHIELD+**  
SUPERIOR PROTECTION  
FROM THE ELEMENTS




**BEST IN CLASS TURNING**

**TURN-TEC™ ENGINEERING**



**HIGHEST OUTPUT**

**COLEMAN MACH AIR®**



**JUST LIKE HOME**

**STORAGE & AMENITIES**



**KING/QUEEN COMFORT\***

**BLACK LABEL® PILLOW TOP**



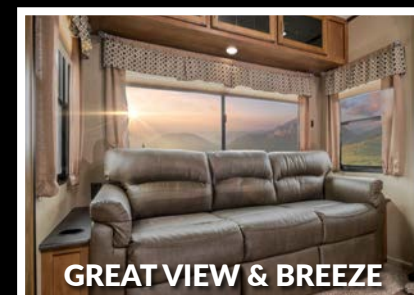
**360° ROTATION, NO CRANK**

**KING/JACK® ANTENNA**



**TREAD PLATE WON'T RUST**

**ALUMI-TREAD® STEPS**



**GREAT VIEW & BREEZE**

**LARGER WINDOWS & SOFA\***



**RESIDENTIAL SIZE**

**30" MICROWAVE (MIDS)**





**INSULATED UPPER DECK**

**UNOBSTRUCTED PASS-THRU\***



**OPT. 2" RECEIVER SHOWN**

**ACCESSORY RECEIVER PREP**



**50" TV PREP & BRACKET!\***

**OUTSIDE KITCHEN/ENT. CENTER\***



**SAFETY FIRST**

**BACK UP CAMERA PREP**




**+ BUILT-IN TOOL STORAGE**

**BATTERY DISCONNECT SWITCH**




**W/ HEATED GATE VALVES**

**DOCKING STATION\***



**14.7 CU. FT. FRIDGE OPT.**



**EXTRA DEEP**

**50/50 STAINLESS SINKS**



**W/ DUAL ZONE CONTROL**

**2ND AC WIRE, FRAME, & PREP**



**SCUFF & DENT RESISTANT**

**THERMO-FOIL STEPS**



**ADDED CONVENIENCE**

**MOTION SENSOR LIGHTS\***



**50 AMP SERVICE (STD.)**

**WASHER & DRYER PREP (MIDS)\***



**36" WIDE FIREPLACE OPT.**

**50"-55" DELUXE ENT. CENTER\***

# FEATURES THAT TRULY STAND OUT

\* = WHERE APPLICABLE

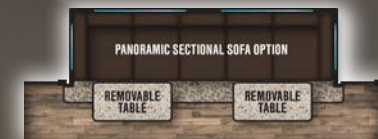
SOME ITEMS ARE OPTIONAL OR SHOWN  
FOR DEMONSTRATION ONLY.



# CHAPARRAL LITE MODELS & SPECIFICATIONS



**CHAPARRAL**  
EXPLORE THE DIFFERENCE.



**OPTIONAL PANORAMIC  
SECTIONAL SOFA W/ 2 TABLES  
IN PLACE OF HAB SOFA & DINETTE  
(295BH, 29BH, & 360IBL ONLY)**



CHAPARRAL LITE	285RLS	29BH	295BH	30RLS
Carrying Capacity	1,833	2,191	2,155	2,019
UVW	9,167	9,109	8,845	8,981
GVWR	11,000	11,300	11,000	11,000
Hitch Weight	1,497	1,603	1,679	1,445
Exterior Height (w/ Std. A/C)	11' 10"	11' 10"	11' 10"	11' 10"
Fresh Water Capacity (gal.)	40	40	40	40
Grey Water Capacity (gal.)	66	66	66	66
Waste Water Capacity (gal.)	33	33	33	33
Wheel Size	15"	15"	15"	15"
Exterior Length	33' 7"	35' 4"	34' 7"	33' 7"



# CHAPARRAL MID-PROFILE MODELS & SPECIFICATIONS



298RLS MID



336TSIK MID



360IBL MID



370FL MID



373MBRB MID



381RD MID



391QSMB MID

CHAPARRAL MID-PROFILE	298RLS	336TSIK	360IBL	370FL	373MBRB	381RD	391QSMB	392MBL
Carrying Capacity	2425	1680	2550	2637	1969	2254	2223	1805
UVW	9575	10520	11450	11863	13031	12246	12277	12695
GVWR	12000	12200	14000	14500	15000	14500	14500	14500
Hitch Weight	1935	1880	2100	2211	2219	2310	2249	2287
Exterior Height (w/ Std. A/C)	12' 5"	12' 5"	12' 5"	12' 9"	12' 5"	12' 5"	12' 5"	12' 5"
Fresh Water Capacity (gal.)	48	48	48	48	48	48	48	48
Grey Water Capacity (gal.)	90	90	90	90	120	90	90	85
Waste Water Capacity (gal.)	45	45	45	45	75	45	45	45
Wheel Size	16"	16"	16"	16"	16"	16"	16"	16"
Exterior Length	33' 10"	36' 11"	39' 8"	41' 9"	41' 9"	41' 9"	41' 9"	41' 9"



392MBL MID

(WATER HEATER CAPACITY IS NOT FACTORED IN FRESH WATER CAPACITY SPECS)



# CHAPARRAL LITE & MID-PROFILE STAND OUT FEATURES, OPTIONS, & PACKAGES

STAND OUT FEATURES (EXTERIOR)	LITE	MID
Turn-Tec™ Engineering - #1 In Turning (Short Bed-Friendly)	X (P)	X (P)
3M® UV Treated, Weather Resistant Decals	X	X
Vacuum Bonded Gel Coat Exterior W/ Composite Backed Azdel® Panel	X	X
80% Privacy Tint Safety Glass Windows	X	X
UV & Corrosion Resistant TPO Roof W/ 12 Year Warranty	X	X
50" TV Brackets In Outside Kitchens*	X	X
Exterior TV Mounting Bracket* (+ Secondary Bracket Where Applicable)	N/A	X (P)
Solar Panel Prep	X (P)	X (P)
LP Quick Connect Port	X	X
Exterior Back-Up Camera Prep	X (P)	X (P)
Electric Awning W/ LED Light Strip & One Hand Pitch Adjustment	X (P)	X (P)
Exterior Marine Speakers W/ LED Light	X (P)	X (P)
LED Entry Step Lights	X	X
LED "Head Knocker Preventer" Under Bed Slide Lights*	N/A	X
Aluminum Entry Steps (4-Step 12" I-Beam, 3-Step Under 12" I-Beam)	X (P)	X (P)
Electric Front Jacks	X (P)	X (P)
Electric Rear Stabilizer Jacks	X (P)	X (P)
Accessory Receiver Prep	X (P)	X (P)
15" Radial Tires W/ Aluminum Rims	X (P)	N/A
16" Radial Tires W/ Aluminum Rims	OPT.	X (P)
Spare Tire	X (P)	X (P)

STAND OUT FEATURES INTERIOR (LIVING)	LITE	MID
Modern Entertainment Center Prepped for 50"-55" TV (Bracket Standard)	X	X
Solid Hardwood Slide Fascia	N/A	X
Residential Metal Curtain Rods & Finials W/ Dry Clean-Friendly Curtains	X	X
Thomas Payne® Leather Touch Theatre Seating W/ Cup Holders*	X	X
Thomas Payne® Memory Foam Leather Touch Tri-Fold Sofa*	X	X
Residential, Non-Slip Beauflor® Vinyl Flooring W/ 7 Year Cold Crack Warranty	X	X
Dual USB Charging Ports (Where Applicable)	X	X
Ceiling Fan In Living Room (N/A 373MBRB)	N/A	X (P)
Energy Efficient LED Interior Lighting Used Throughout	X	X
LED Motion Sensor Lights (Key Areas)	X	X
AM/FM/CD/DVD Player W/ Bluetooth	X (P)	X (P)

STAND OUT FEATURES (KITCHEN)	LITE	MID
Hand Rubbed, Farm House Maple Cabinet Doors W/ Ebony Accents	X	X
Solid Hardwood Drawer & Cabinet Faces	X	X
Solid Lumber Core Cabinet Stiles	X	X
Pre-Drilled & Screwed Cabinetry	X	X
Full-Extend Ball Bearing Drawer Guides (75# & 100# Guide Capacities)	X	X
8 Cubic Foot Refrigerator	X (P)	X (P)
RV Microwave	X (P)	N/A
30" Residential Microwave	N/A	X (P)
Large 21" Oven	X	X
Stainless 50/50 Extra Deep Sink	X	X
Seamless Thermofoil, Granite Style Counters (No T-Mold)	X	X

STAND OUT FEATURES (BATH)	LITE	MID
Large Shower W/ Sliding Glass Doors	X	N/A
Full Size Shower W/ Sliding Glass Doors & Seat (N/A 373MBRB)	N/A	X
Large Privacy Dome Skylight	X	X
Power Ceiling Vent Fan (12 Volt)	X	X
Heat Duct & A/C Venting W/ Rotating/Closing Louvers	X	X
Large Medicine Cabinet W/ Mirror	X	X
Large Sink W/ Seamless Thermofoil Lav (No T-Mold)	X	X
Large Linen Closet	X	X
Metal Towel Bar/Holder	X	X

STAND OUT FEATURES (BEDROOM)	LITE	MID
Large Wardrobe W/ Hanging Storage & Drawers	X	X
Residential 60" x 80" Black Label® Pillow Top Mattress & Designer Bedspread	X (P)	X (P)
Padded Soft Touch Headboard	N/A	X
Satellite & Cable TV Hook-Up W/ Removable Bracket	X	X
Bedside Nightstands W/ Cup Holders	N/A	X
Dual USB Charging Ports	X	X
Dual 110 Volt Outlets At Bed*	X	X
Oversized Under Bed Storage	X	X
Ducted A/C Vents W/ Rotator/Closing Louvers	X	X
Bedroom Heat Registers	X	X

STAND OUT FEATURES (CONSTRUCTION)	LITE	MID
2016 DSI (Dealer Satisfaction Index) Quality Circle Award Winner	X	X
Residential 5" Truss Rafters (16" On Center)	X	X
Full Walk On 3/8" Roof Decking	X	X
Vacuum Bonded & Aluminum Framed Sidewalls W/ Rot Proof AZDEL® Composites	X (P)	X (P)
Weather Shield+™ 0° Cold Tested & 110° Hot Tested (Extreme Temperature Chamber)	X (P)	X (P)
Weather Shield+™ Space Age Reflective Technology (Underbelly, Roof, Slides & More!)	X (P)	X (P)
Weather Shield+™ Unobstructed & Insulated Pass-Thru Storage W/ Built-In Tool Storage	X (P)	X (P)
Weather Shield+™ Ducted Furnace to Enclosed, Insulated, & Heated Underbelly	X (P)	X (P)
Weather Shield+™ Heated & Enclosed Gate Valves	X (P)	X (P)
Weather Shield+™ R11 Sidewalls, R30+ Floor, R38+ Roof	X (P)	X (P)
Dexter® E-Z Lube® Axles	X (P)	X (P)
Dexter® E-Z Flex® Suspension	OPT.	X (P)

STAND OUT FEATURES (UTILITIES)	LITE	MID
Hot/Cold Outside Shower	X	X
Black Tank Flush	X	X
Ducted 2nd Air Conditioner Wire, Frame, & Prep	X (P)	X (P)
50 AMP Service W/ Detachable Marine Cord	X (P)	X (P)
Mach Air® 13,500 BTU Ducted Main Air Conditioner	X (P)	N/A
Mach Air® 15,000 BTU Ducted Main Air Conditioner	OPT.	X (P)
Dual Zone Thermostat/Controller	X	X
Quick Recovery 6 Gallon Gas/Elec. Hot Water Heater (18 GPH)	X (P)	N/A
Quick Recovery 10 Gallon Gas/Elec. Hot Water Heater (20 GPH)	N/A	X (P)
12 Volt Battery Disconnect Switch	X (P)	X (P)
KING Jack® (Over-The-Air) HDTV Antenna (No Crank)	X (P)	X (P)
Interior & Exterior Satellite & Cable TV Hook-Up	X (P)	X (P)
Dual 30# "Saddle Storage" LP Bottles W/ Auto Change Over	X	X
Washer/Dryer Prep (N/A - 373MBRB)	N/A	X (P)
Water Filtration Prepped	N/A	X (P)

ROADSIDE ASSISTANCE (MANDATORY OPTION) LITE	LITE
24/7 ROADSIDE ASSISTANCE BY COACHNET™	X

ROADSIDE ASSISTANCE (MANDATORY OPTION) MID-PROFILE	MID
24/7 ROADSIDE ASSISTANCE BY COACHNET™	X



# CHAPARRAL LITE & MID-PROFILE STAND OUT FEATURES, OPTIONS, & PACKAGES

INTERIOR OPTIONS (LITE)	LITE
10 Cubic Foot (12 Volt Only) Refer IPO 8 Cubic Foot Refer	OPT.
50" LED Television	OPT.
55" LED Television (285RLS Only)	OPT.
50" TV In Outdoor Kitchen (285RLS Only)	OPT.
Free Standing Table & 4 Chairs	OPT.
36" Wide Electric Fireplace (Over 5,000 BTU)	OPT.
LG® Solid Surface Countertops & Sink Covers	OPT.
Comfort Air® Fan (Kitchen Only)	OPT.
Panoramic Sectional Sofa W/ Two Tables (29BH & 295BH)	OPT.

EXTERIOR OPTIONS (LITE)	LITE
16" Aluminum Wheels	OPT.
Dexter® E-Z Flex® Suspension	OPT.
15,000 BTU A/C IPO 13,500 BTU A/C	OPT.
2nd 13.5 A/C In Front Bedroom	OPT.
Dual Pane Windows	OPT.
Electronic Heated Holding Tanks	OPT.
4-Point Electric Auto-Leveling System	OPT.
2" Accessory Receiver Hitch	OPT.

INTERIOR OPTIONS (MID-PROFILE)	MID
Panoramic Sectional Sofa W/ Two Tables (360IBL Only)	OPT.
50" LED TV (336TSIK, 360IBL, 370FL & 381RD Only)	OPT.
55" LED TV (298RLS, 373MBRB, 391QSMB, 392MBL Only)	OPT.
50" TV In Outdoor Kitchen (298RLS, 373MBRB, 391QSMB, 392MBL Only)	OPT.
Booth Dinette IPO Freestanding (N/A 370FL, 381RD)	OPT.
36" Wide Electric Fireplace (Over 5,000 BTU)	OPT.
LG® Solid Surface Countertops & Sink Covers W/ Glass Stove Cover (Standard 370FL)	OPT.
King Bed IPO Standard Queen (N/A 298RLS, 360IBL, & 373MBRB)	OPT.
Comfort Air Fan® (Kitchen Only)	OPT.
10 Cubic Foot (12 Volt Only) Refer IPO 8 Cubic Foot Refer	OPT.
12 Cubic Foot (Gas/110 Volt) Refer IPO 8 Cubic Foot Refer (N/A 360IBL)	OPT.
14.7 Cubic Foot (110 Volt Only W/ Inverter) Refer IPO 8 Cubic Foot (N/A 360IBL)	OPT.
Roller Night Shades	OPT.

EXTERIOR OPTIONS (MID-PROFILE)	MID
2nd 13,500 BTU A/C In Front Bedroom	OPT.
Dual Pane Windows	OPT.
4-Point Electric Auto-Leveling System (298RLS)	OPT.
6-Point Electric Auto-Leveling System (336TSIK & Larger)	OPT.
Electronic Heated Holding Tanks	OPT.
2" Accessory Receiver Hitch	OPT.
JT Strong Arms	OPT.

CHAPARRAL LITE PACKAGE (MANDATORY)	LITE
Turn-Tec™ Engineering - #1 In Turning (Short Bed-Friendly) 90° Radius	X (P)
Vacuum Bonded & Aluminum Framed Sidewalls W/ Rot Proof AZDEL® Composites	X (P)
Weather Shield+™ 0° Cold Tested & 110° Hot Tested	X (P)
13,500 BTU Ducted Main Air Conditioner	X (P)
Ducted 2nd Air Conditioner Wire, Frame, & Prep	X (P)
50 AMP Service W/ Detachable Marine Cord	X (P)
12 Volt Battery Disconnect Switch	X (P)
Solar Panel Prep	X (P)
Exterior Back-Up Camera Prep	X (P)
Electric Awning W/ LED Light Strip & One Hand Pitch Adjustment	X (P)
8 Cubic Foot Refrigerator	X (P)
Residential 60" x 80" Black Label® Pillow Top Mattress & Designer Bedspread	X (P)
Aluminum Entry Steps (3 Step, All Lites)	X (P)
Electric Front Jacks	X (P)
Electric Rear Stabilizer Jacks	X (P)
KING Jack® (Over-The-Air) HDTV Antenna	X (P)
Interior & Exterior Satellite & Cable TV Hook-Up	X (P)
AM/FM/CD/DVD Player W/ Bluetooth	X (P)
Exterior Marine Speakers W/ LED Light	X (P)
15" Radial Tires W/ Aluminum Rims	X (P)
Spare Tire	X (P)
5100# Dexter® E-Z Lube® Axles	X (P)
Accessory Receiver Prep	X (P)

CHAPARRAL MID-PROFILE PACKAGE (MANDATORY)	MID
Turn-Tec™ Engineering - #1 In Turning (Short Bed-Friendly) 90° Radius	X (P)
Vacuum Bonded & Aluminum Framed Sidewalls W/ Rot Proof AZDEL® Composites	X (P)
Weather Shield+™ 0° Cold Tested & 110° Hot Tested (Extreme Temperature Chamber)	X (P)
Mach Air® 15,000 BTU Ducted Main Air Conditioner	X (P)
Ducted 2nd Air Conditioner Wire, Frame, & Prep	X (P)
50 AMP Service W/ Detachable Marine Cord	X (P)
12 Volt Battery Disconnect Switch	X (P)
Solar Panel Prep	X (P)
Exterior Back-Up Camera Prep	X (P)
Electric Awning W/ LED Light Strip & One Hand Pitch Adjustment	X (P)
Quick Recovery 10 Gallon Gas/Elec. Hot Water Heater (20 GPH)	X (P)
Washer/Dryer Prep (N/A - 373MBRB)	X (P)
Water Filtration Prepped	X (P)
8 Cubic Foot Refrigerator	X (P)
Residential 60" x 80" Black Label® Pillow Top Mattress & Designer Bedspread	X (P)
Ceiling Fan In Living Room (N/A 373)	X (P)
30" Residential Microwave	X (P)
Aluminum Entry Steps (4-Step 12" I-Beam, 3-Step Under 12" I-Beam)	X (P)
Electric Front Jacks	X (P)
Electric Rear Stabilizer Jacks	X (P)
KING Jack® (Over-The-Air) HDTV Antenna	X (P)
Interior & Exterior Satellite & Cable TV Hook-Up	X (P)
Exterior TV Mounting Bracket* (+ Secondary Where Applicable)	X (P)
AM/FM/CD/DVD Player W/ Bluetooth	X (P)
Exterior Marine Speakers W/ LED Light	X (P)
16" Radial Tires W/ Aluminum Rims	X (P)
Spare Tire	X (P)
7,000# Dexter® E-Z Lube® Axles (5,100# 298RLS & 336TSIK)	X (P)
Accessory Receiver Prep	X (P)

**CHAPARRAL**  
EXPLORE THE DIFFERENCE.



**WE WENT MOBILE**



**GET OUR APP TODAY**

(P) = MANDATORY PACKAGE ITEM, \* = WHERE APPLICABLE, OPT. = OPTIONAL ITEM





Colton RV & Marine  
3122 Niagara Falls Blvd.  
North Tonawanda, NY 14120  
(716) 694-0188  
www.ColtonRV.com

Colton RV  
489 Bushkill Plaza LN #9065  
Wind Gap, PA 18091  
(610) 863-5239  
www.ColtonRV.com



**CHAPARRAL 381RD SHOWN IN FAWN DECOR**



ALL INFORMATION CONTAINED IN THIS BROCHURE IS BELIEVED TO BE ACCURATE AT THE TIME OF PUBLICATION. HOWEVER, DURING THE MODEL YEAR, IT MAY BE NECESSARY TO MAKE REVISIONS. FOREST RIVER, INC., RESERVES THE RIGHT TO MAKE ALL SUCH CHANGES WITHOUT NOTICE, INCLUDING PRICES, COLORS, MATERIALS, EQUIPMENT AND SPECIFICATIONS, AS WELL AS THE ADDITION OF NEW MODELS AND THE DISCONTINUANCE OF MODELS SHOWN IN THIS BROCHURE. THEREFORE, PLEASE CONSULT WITH YOUR FOREST RIVER DEALER AND CONFIRM THE EXISTENCE OF ANY MATERIALS, DESIGN OR SPECIFICATIONS THAT ARE MATERIAL TO YOUR PURCHASE DECISION.

**CHAPARRAL**  
**EXPLORE THE DIFFERENCE.**



© 2017/2018 CHAPARRAL - A DIVISION OF FOREST RIVER, INC., A BERKSHIRE HATHAWAY COMPANY. ALL RIGHTS RESERVED.  
SOME ITEMS SHOWN ARE OPTIONAL OR FOR DEMONSTRATIONAL PURPOSES ONLY. \* = WHERE APPLICABLE.



**Learn More**  
Scan this barcode using a QR Reader on your smart phone to learn more about Forest River.

