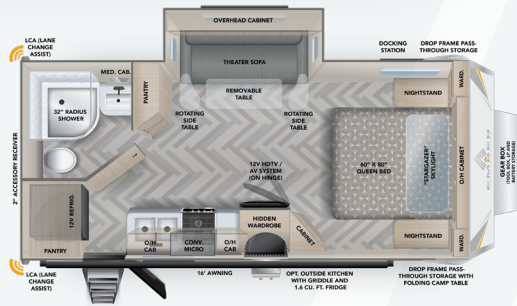




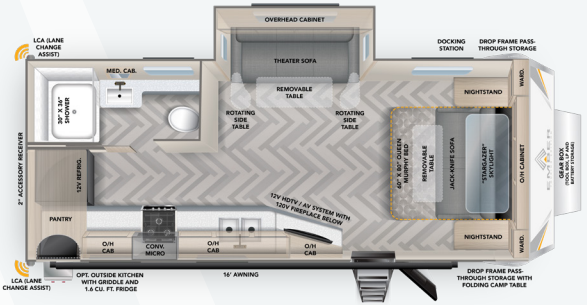
# EMBER

RECREATIONAL VEHICLES

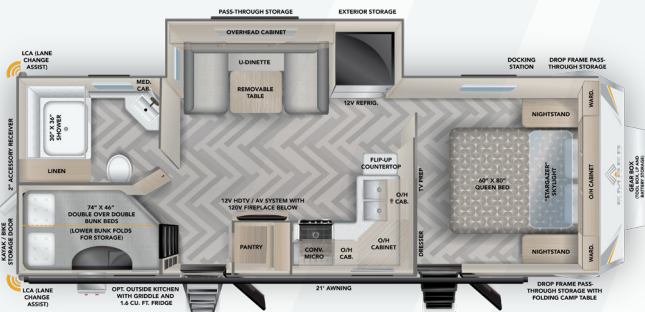
## 2024 TOURING EDITION



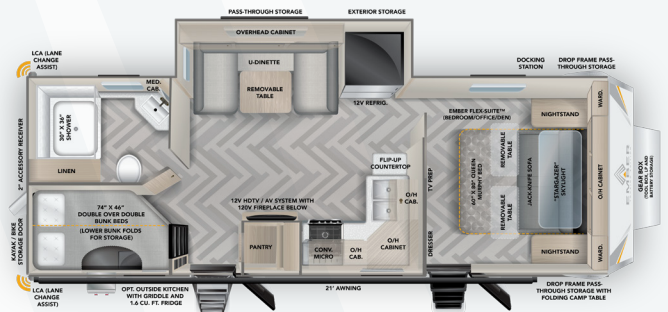
20FB	LENGTH	HEIGHT	DRY WEIGHT	HITCH WEIGHT
	26'6"	11'6"	5,900 LBS	740 LBS



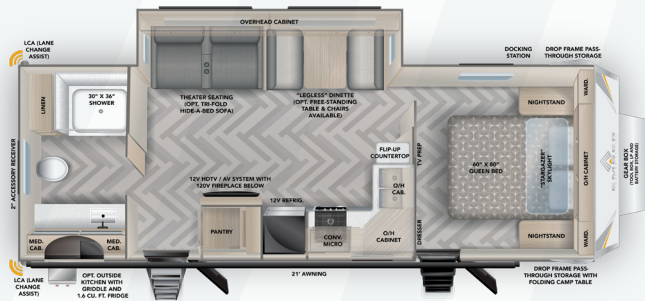
21MRK	LENGTH	HEIGHT	DRY WEIGHT	HITCH WEIGHT
	27'0"	11'6"	5,855 LBS	725 LBS



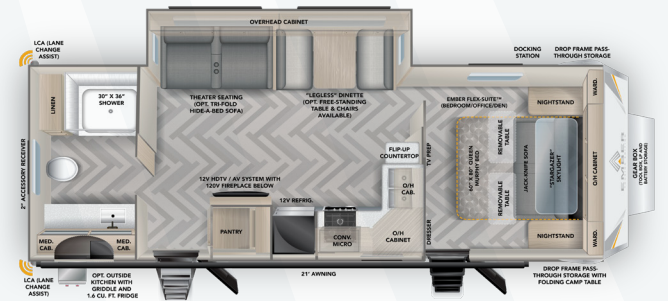
24BH	LENGTH	HEIGHT	DRY WEIGHT	HITCH WEIGHT
	31'9"	11'6"	6,960 LBS	810 LBS



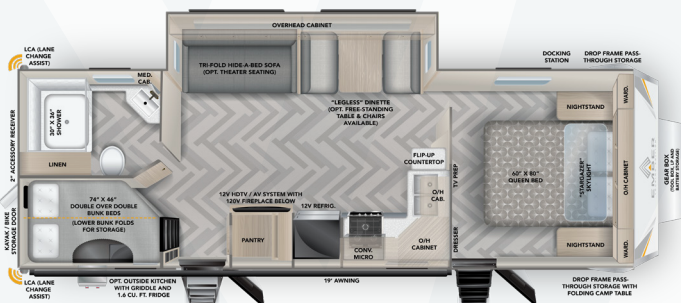
24MBH	LENGTH	HEIGHT	DRY WEIGHT	HITCH WEIGHT
	31'9"	11'6"	7,050 LBS	860 LBS



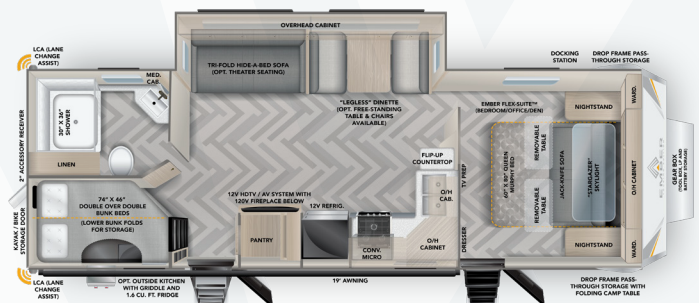
26RB	LENGTH	HEIGHT	DRY WEIGHT	HITCH WEIGHT
	31'11"	11'6"	7,055 LBS	770 LBS



26MRB	LENGTH	HEIGHT	DRY WEIGHT	HITCH WEIGHT
	31'11"	11'6"	7,175 LBS	820 LBS



28BH	LENGTH	HEIGHT	DRY WEIGHT	HITCH WEIGHT
	34'1"	11'6"	7,435 LBS	815 LBS



28MBH	LENGTH	HEIGHT	DRY WEIGHT	HITCH WEIGHT
	34'1"	11'6"	7,510 LBS	855 LBS

Please Note: Information on this flyer is the latest available at the time of publication approval. Ember Recreational Vehicles reserves the right to make changes and to discontinue models without notice or obligation. RVs built for sale in Canada may differ to conform to Canadian codes. EMBER is a registered trademark of Ember Recreational Vehicles, Inc. ©2023 EMBER RECREATIONAL VEHICLES, INC. REV230912

EXPLORE MORE AT [EmberRV.com](https://EmberRV.com)

## STANDARDS

### Construction

- 5-Sided Aluminum Frame Construction
- Gel-coated Fiberglass Exterior
- Laminated Azdel Onboard® Composite Side, Rear, Front, and Slide Room End Walls (inner and outer substrates)
- Evermore™ Laminated Azdel Onboard® Composite Floor
- One-piece PVC Roof (Lifetime Warranty)
- Drop-Frame Next Gen HSLA Chassis
- VersaCoupler® Height Adjustable Bolt-On Hitching System with LED Light
- Dexter® Torsion Axles with Self-Adjusting Electric Brakes
- Aluminum Bed, Bunk, and/or Dinette Construction (where applicable)

### Exterior

- Dual-Pane Acrylic Caravan Windows with Integrated Thermal Shades/Screens
- Nitro-filled 16" Goodyear Endurance® Tires - Load Range E (including spare)
- Custom Aluminum Rims (including spare)
- Tire Pressure Monitoring System (TPMS)
- Fully-Adjustable Solid Step™ Stairs (at main entrance)
- Dual-ducted Whisper Quiet 15K BTU Soft-Start Roof A/C
- Electric Awning with Dimmable LED Light
- Front Electric Tongue Jack with LED Light
- Front and Rear Quick Drop™ Stabilizers
- Pre-wired for Rear/Side Cameras
- High-Visibility LED Exterior Lighting
- Back-Up Lighting
- Fully-Enclosed Radiant Barrier Underbelly
- XL Fresh Water Tank (55 gallons)
- 12V Tank Heaters
- Dual 20# LP Tanks (40# total capacity)
- LP Quick Connect
- 30 Amp Service (50 Amp 28BH/28MBH, 29RS/29MRS) / 55 Amp Converter
- Detachable Shore Power Cord
- Battery Disconnect
- Starlink cable prep

- Universal Docking Station with Outside Shower and Water Heater Bypass
- Black Tank Flush
- 30" Tempered Glass, Friction Hinge Entrance Door with Thinshade™ Window Shade and Screen Shot™ Screen Door
- Frame-Integrated Rear 2" Accessory Receiver (300# capacity)
- Repositionable/Telescoping Roof Ladder + Rear-Mounted Bracket
- Side and Rooftop Solar Ports
- Winegard Air 360+ Omnidirectional Antenna (Wi-Fi/LTE Prep)
- Keyed-Alike™ Locking System
- 360 Siphon® Cap on Black Tank Vent

### Interior

- "Stargazer" Dual-Pane Acrylic Skylight with Integrated Thermal Shades/Screens
- 60" x 80" Residential-Sized Queen Bed with USB + 120V Power Access and LED Lighting on Each Side
- EmberLink™ Smart RV Control System
- 12V LED HDTV w/ Built-In Bluetooth AV System
- Hardwood Framed Cabinet Doors with Self Close Hidden Hinges
- Hardwood Framed Drawer Fronts with Soft Close Drawers
- 12V Refrigerator (10 cu. ft.)
- Convection Microwave/Air Fryer
- 12V Powered Ceiling Vent
- Seamless Countertops
- Stainless Steel Kitchen Sink
- Three-burner Cooktop
- 21" Oven with Pots and Pans Drawer
- Dimmable Interior/Exterior LED Lighting
- 6 Gallon Quick Recovery Water Heater
- Showermi\$er™ Fresh Water Saver
- Porcelain Foot-Flush Toilet
- 30K BTU Furnace
- Medicine Cabinet with LED Backlight
- Bathroom Skylight and 12V Fan
- Smoke/CO/LP Detectors
- Fire Extinguisher

## OPTIONS

- MANDATORY: Electric Fireplace (n/a: 20FB)
- MANDATORY: CUB Lane Change Assist (LCA) Safety Feature
- MANDATORY: Aluminum Gear Box (LP/Battery Storage and Tool Box)
- Theater Seating (in place of Tri-fold Hide-a-Bed Sofa: 28BH/28MBH, STD. on 26RB/26MRB, 29RS/29MRS)
- Tri-fold Hide-a-Bed Sofa (in place of Theater Seating: 26RB/26MRB, STD. on 28BH/28MBH)
- Theater Sofa (in place of U-Dinette: 24BH/24MBH)
- Free-standing Table and Chairs (in place of Legless Dinette: 26RB/26MRB, 28BH/28MBH, STD. on 29RS/29MRS)
- 2nd DQ (Ducted/Quiet) Soft-Start 15k BTU AC (28BH/28MBH, 29RS/29MRS ONLY)
- Truma AquaGo® Instant Water Heater (in place of Gas/Electric Water Heater)
- Outside Kitchen with Griddle (Connects To LP Quick Connect), 120V Mini-Fridge, and Powder-coated Steel Countertop (n/a 29RS/29MRS)
- Wireless Side/Rear Observation Camera System with 12V Monitor
- Off-Grid Solar Package: Dual Go Power!® 200W Rooftop Solar Panels (400W total), 2000W Pure Sine Wave Inverter, 50 Amp Victron® MPPT Solar Controller
- 270Ah Battle Born® Lithium-ion (LiFePO4) "Gamechanger" 12V Battery



## NOTES

Colton RV & Marine  
3122 Niagara Falls Blvd  
North Tonawanda, NY 14120  
(716) 694-0188  
www.ColtonRV.com

Colton RV & Marine  
3443 Southwestern Blvd.  
Orchard Park, NY 14127  
(716) 957-3250  
www.Coltonrv.com



EmberRV.com

