

# ***SEQUENCE***<sup>TM</sup>

IT'S UP TO YOU TO MAKE THE DESTINATION  
MEMORABLE, THAT'S WHERE THE  
SEQUENCE<sup>TM</sup> COMES IN. MORE THAN A  
MOTORHOME, THE CENTERPIECE  
OF YOUR JOURNEY.



Made to fit.





## ***SEQUENCE™***

You want sun and sand one day and  
you feel like hitting the slopes the next.  
Being able to do everything you want all  
while taking your home with you.

The 2020 Sequence from Thor Motor Coach,  
taking you everywhere you can imagine.





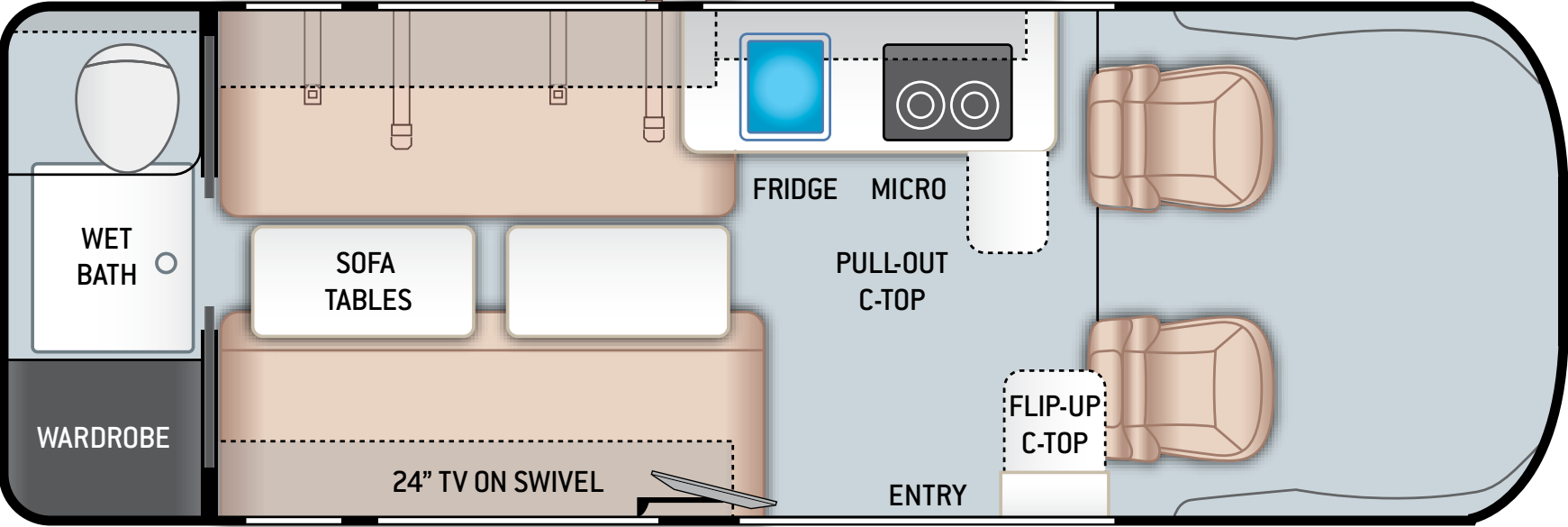








FLOOR PLANS



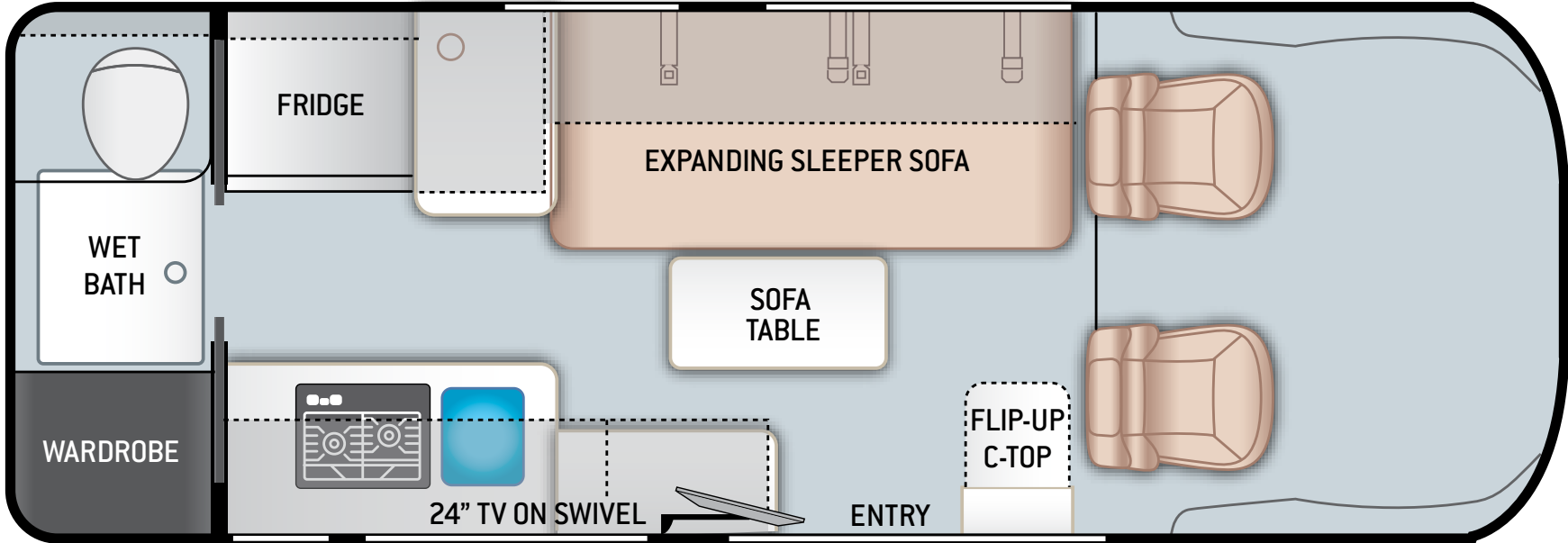
20L

SPECIFICATIONS

20L

CHASSIS	RAM ProMaster®
GROSS VEHICLE (GVWR)	9,350
GROSS COMBINED (GCWR)	11,500
WHEEL BASE	159"
EXTERIOR LENGTH (W/O LADDER)	20'-11"
EXTERIOR HEIGHT (W/AC)	9'-5"
EXTERIOR WIDTH (W/O MIRRORS)	80.3"
INTERIOR HEIGHT (LIVING AREA)	75"
AWNING SIZE	12'
FUEL (GAL)	24
LPG (LBS)	20
FRESH/WASTE/GRAY WATER (GAL)	26 / 13.5 / 13.3
WATER HEATER (GAL)	2.64
FURNACE (BTUS)	14,300
HITCH WEIGHT RATING (LBS)	3,500

FLOOR PLANS



20K

SPECIFICATIONS

20K



CHASSIS	RAM ProMaster®
GROSS VEHICLE (GVWR)	9,350
GROSS COMBINED (GCWR)	11,500
WHEEL BASE	159"
EXTERIOR LENGTH (W/O LADDER)	20'-11"
EXTERIOR HEIGHT (W/AC)	9'-5"
EXTERIOR WIDTH (W/O MIRRORS)	80.3"
INTERIOR HEIGHT (LIVING AREA)	75"
AWNING SIZE	12'
FUEL (GAL)	24
LPG (LBS)	20
FRESH/WASTE/GRAY WATER (GAL)	26 / 13.5 / 13.3
WATER HEATER (GAL)	2.64
FURNACE (BTUS)	14,300
HITCH WEIGHT RATING (LBS)	3,500








I N T E R I O R   O P T I O N S



MIAMI DECOR




MIAMI MODERN  
CABINETRY



E X T E R I O R   O P T I O N S



CHARCOAL PARTIAL PAINT



SILVER PARTIAL PAINT





# SPECIAL FEATURES



Rapid Camp+™ Multiplex  
Wiring Control System



RAM ProMaster® 3500  
Window Van



Winegard® ConnecT™  
2.0 WiFi / 4G / TV Antenna



Thule® Lateral Arm Power  
Patio Awning with Integrated  
LED Lighting



Pioneer® 7" Touchscreen  
Dash Radio



Thule® Roof Ladder, Roof  
Rack & Bike System Solar  
Charge Controller with  
190-watt Solar Panel



Truma® Combi Eco  
Hydronic Furnace & Water  
Heating System



Euro-Style Cabinet  
Doors with Nickel Finish  
Hardware





# FEATURED HIGHLIGHTS

## CONSTRUCTION & EXTERIOR

- ♦ RAM ProMaster® 3500 Window Van
- ♦ Thule® Lateral Arm Power Patio Awning with Integrated LED Lighting
- ♦ Thule® Roof Ladder and Roof Rack System
- ♦ Thule® Bike Rack
- ♦ Sliding Door with Opening Window
- ♦ Sliding Screen Door for Entryway
- ♦ Side Steps for Cab and Entry Doors
- ♦ 3,500-lb. Trailer Hitch with 5-pin Connector

## AUTOMOTIVE & COCKPIT

- ♦ Pioneer® 7" Touchscreen Dash Radio with Apple CarPlay™ & Android Auto™
- ♦ Back-up Monitor

- ♦ Deluxe Heated/Remote Exterior Mirrors
- ♦ Power Windows & Door Locks
- ♦ Keyless Entry System
- ♦ Cruise Control
- ♦ Tilt Leather Steering Wheel with Audio Buttons to Control Dash Radio
- ♦ Map Light
- ♦ Sunvisors
- ♦ 3-Piece Windshield Privacy Shades
- ♦ Drink Holders
- ♦ Leatherette Swivel Captain's Chairs
- ♦ Cockpit Floor Mats
- ♦ Driver & Passenger Air Bags
- ♦ Aluminum Wheels
- ♦ Dash Appliqué

## INTERIOR

- ♦ Residential Vinyl Flooring
- ♦ Metal Entry Grab Handle
- ♦ Soft Touch Vinyl Ceiling
- ♦ Welformed Interior Wall Panels
- ♦ TecnoForm® S.p.A. Euro-Style Cabinets with Nickel Finish Hardware
- ♦ LED Lighting
- ♦ Premium Window Privacy Roller Shades

## KITCHEN

- ♦ Single Door 12-volt Electric Refrigerator with Stainless Steel Door Inserts
- ♦ Two Burner Gas Cooktop with Glass Cover
- ♦ Solid Surface Countertop

- ♦ Pop-up Outlet
- ♦ Pull-out Countertop Extension
- ♦ Glass Protective Cover & Task Lighting Above Cooktop
- ♦ Convection Microwave Oven
- ♦ Stainless Steel Single Bowl Sink with Cover & Single Handle Kitchen Faucet with Pull-down Sprayer
- ♦ 12-volt Ceiling Vent with Switch

## BEDROOM & BATHROOM

- ♦ Pedestal Table Base in Bedroom
- ♦ Pocket Doors at Bathroom Entry
- ♦ Plastic Foot Flush Toilet
- ♦ Power Bath Vent with Wall Switch
- ♦ Shower with Deluxe Curtain
- ♦ Twin Beds with Froli® Sleep System and Adjustable Headrests (20L)

## ENTERTAINMENT

- ♦ 24" TV in the Living Area
- ♦ USB Charging Ports in the Living Area
- ♦ Winegard® Connect™ 2.0 WiFi / 4G / TV Antenna
- ♦ Cable TV Ready
- ♦ HD/DSS Satellite Ready

## ELECTRICAL & PLUMBING

- ♦ Onan® RV QG 2800 Gas Generator
- ♦ 30-amp Shoreline Power Cord
- ♦ Automatic Shoreline-to-Generator Transfer Switch
- ♦ Battery Disconnect Switch
- ♦ Two (2) Group 31 AGM House Batteries
- ♦ Rapid Camp+® Multiplex Wiring Control System
- ♦ 190-watt Solar Charging with Solar Controller

- ♦ 1,000-watt Inverter
- ♦ 11,000 BTU Low-Profile Air Conditioner
- ♦ Truma® Combi Eco Hydronic Furnace & Water Heating System
- ♦ Holding Tanks with Heat Pads
- ♦ 360° Siphon® RV Holding Tank Vent Cap
- ♦ Black Tank Flush System
- ♦ 1" Fresh Water Tank Drain
- ♦ Outside Shower
- ♦ Exterior LP Connection
- ♦ Pop-up Outlet in Living Room (20K)
- ♦ USB Charger in Bedside Storage (20K)

## ELECTRICAL & PLUMBING

- ♦ Re(Li)able™ Battery System

For a complete listing of available features, visit [thormotorcoach.com/sequence](https://thormotorcoach.com/sequence).







**Made to fit.**

Colton RV  
North Tonawanda, NY 14120  
(716) 694-0188  
(800) 628-4889  
[www.ColtonRV.com](http://www.ColtonRV.com)

Colton RV  
Orchard Park, NY 14127  
(716) 957-3250  
(800) 628-4889  
[www.Coltonrv.com](http://www.Coltonrv.com)

**IMPORTANT—PLEASE READ:** This brochure reflects product design, fabrication, material, components and specifications at the date of printing, which date is disclosed below. Please visit us online at [ThorMotorCoach.com](http://ThorMotorCoach.com) or consult with your selling dealership for the latest in standards, options, specification and technical information. Photographs in the brochure may depict optional equipment or may only be available in certain floor plans. Components, appliances and the chassis may have been manufactured in a calendar year before the vehicle's designated model year. All capacities are approximate. The actual length of the vehicle may differ from that indicated in the brochure due to variances in the manufacturing processes and/or installed components. All dry weights are based on standard model features and do not include optional features or equipment. Component part and appliance manufacturers issue limited warranties covering portions of the vehicle not covered under the limited warranty we issue. Copyright Thor Motor Coach, Inc. © OH 01/03/20



[thormotorcoach.com/sequence](http://thormotorcoach.com/sequence)

P.O. Box 1486, Elkhart, IN 46515 Sales Department: 800.860.5658 Customer Service: 877.855.2867