

EAGLE TRAVEL TRAILERS AND FIFTH WHEELS BY JAYCO

EAGLE



Quality

built for
THE ENTHUSIAST

MIDDLEBURY, IN



Jayco®

countless COMFORTS

WITHOUT *breaking the bank*

comfort #2
ELECTRIC

comfort #1 SPACIOUS INTERIORS



YOU WANT PEACE OF MIND

That's why we offer our exclusive 2-year Co-Pilot Warranty, the industry's best and most comprehensive warranty program.



AWNING



comfort #4 PASS-THRU STORAGE



comfort #3 PORCELAIN TOILET



comfort #7 BLACK TANK FLUSH

Eagle is packed with amenities that make setup and teardown easier than ever, like the convenient, standard black tank flush.

comfort #5 DREAM DINETTE

Easily convert your dining table into a bed with the Jayco exclusive Dream Dinette table mechanism.



comfort #6 EXTERIOR KITCHEN

Cook outdoors thanks to Eagle's optional exterior kitchen, complete with 2-burner stove, 3 cu. ft. refrigerator and sink.

WITH YOUR PURCHASE

Every Jayco RV undergoes rigorous quality control testing before it leaves the factory, so you can be confident your new Jayco will continue to provide the ultimate in reliability for years to come.

For a copy of our 2-year Co-Pilot limited warranty with full terms and conditions, ask your local Jayco dealer.



TO LEARN MORE ABOUT OUR QUALITY CONTROL TESTING, SCAN HERE WITH YOUR SMARTPHONE.



EAGLE | TRAVEL TRAILERS

ROOMY RETREAT

With 11 available floorplans packed with a host of amenities, it's easy to find the Eagle travel trailer fit for you. Boasting multiple slideouts, private bedrooms and select model bunk rooms, Eagle gives you the space you need to call your getaway a retreat.



EAGLE TRAVEL TRAILER 328RLTS | AMBER



EAGLE TRAVEL TRAILER 328RLTS | AMBER



EAGLE TRAVEL TRAILER 328RLTS | AMBER



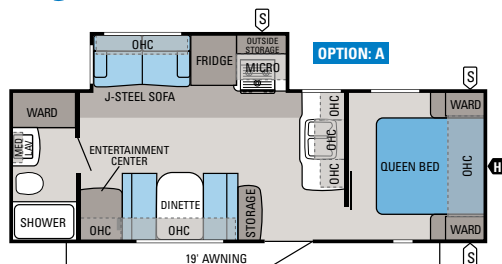
EAGLE TRAVEL TRAILER 328RLTS | AMBER



FULL-FEATURED KITCHEN

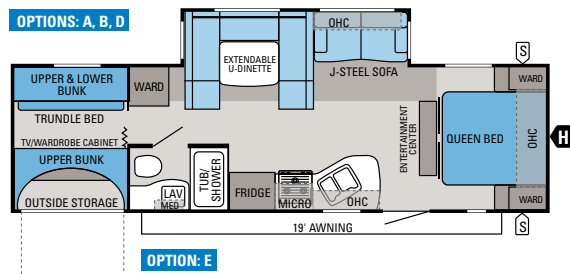
Eagle sports a well-equipped kitchen, complete with a 8 cu. ft. Norcold refrigerator with magnet-friendly panels, stainless-steel, pull-out faucet, dual sink covers and stunning Amish-crafted hardwood cabinetry.

eagle travel trailer FLOORPLANS



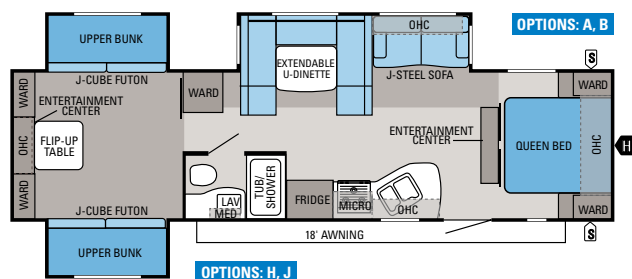
EAGLE TRAVEL TRAILER | 257RBS

Ext. Length: 29' 4" Ext. Height: 138" Unloaded Wt. (lbs.): 6,185 Sleeps: 4-6



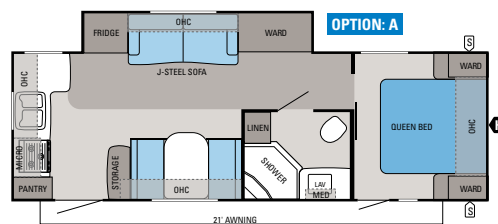
EAGLE TRAVEL TRAILER | 304BHS

Ext. Length: 33' 5" Ext. Height: 138" Unloaded Wt. (lbs.): 6,650 Sleeps: 5-10



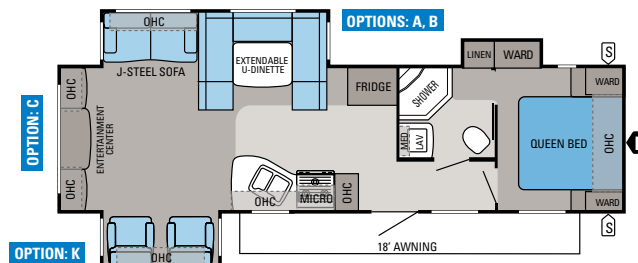
EAGLE TRAVEL TRAILER | 324BTS

Ext. Length: 36' 2" Ext. Height: 139" Unloaded Wt. (lbs.): 8,020 Sleeps: 9-12



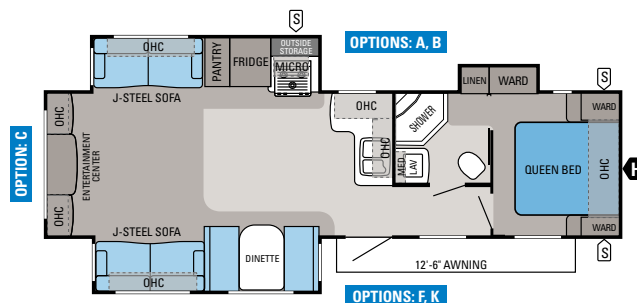
EAGLE TRAVEL TRAILER | 266RKS

Ext. Length: 29' 10" Ext. Height: 138" Unloaded Wt. (lbs.): 6,305 Sleeps: 4-6



EAGLE TRAVEL TRAILER | 308RETS

Ext. Length: 35' Ext. Height: 138" Unloaded Wt. (lbs.): 7,450 Sleeps: 3-8



EAGLE TRAVEL TRAILER | 328RLTS

Ext. Length: 35' 6" Ext. Height: 138" Unloaded Wt. (lbs.): 7,775 Sleeps: 3-8

STANDARDS AND OPTIONS

STANDARD EXTERIOR EQUIPMENT

Deluxe Graphics Package with Chocolate
Glazed accent cap and skirting
Polar White exterior fiberglass shell
TuffShell vacuum-bonded laminated sidewalls, slideout walls and rear wall
Fully enclosed and heated underbelly
Oversized fresh water system/holding tanks
Magnum truss roof system
I-Class cambered structural I-beam frame
Glacier Package (see package details)
Radial tires
E-Z Lube axles
Nev-R-Adjust brakes
MOR/ryde CRE 3000 suspension system
Completely enclosed and protected slide mechanisms
30" x 72" main entrance door
Extendable main entrance grab handle
Big Easy entry step with 10" step tread and safety light
Large patio scare light
Exterior marine-grade speakers (2)
G20 dark-tinted, safety-glass windows
Large pass-through basement storage
Dual battery capacity
Cap-integrated 30-lb. propane bottles with auto regulator

30-amp power service
Black tank flush
Cable/SAT prep
Digital TV antenna
Undermounted spare tire
Frame fully prepped for bike rack/cargo tray

STANDARD INTERIOR EQUIPMENT

Concord Cherry, raised-panel cabinetry with lumbercore, screwed-style construction
Oversized pots and pans drawer at dinette (n/a U-dinette models)
Steel ball bearing drawer guides, 75-lb. capacity, full extension
Large, split, kitchen sink with (2) cutting board covers and pull-out style kitchen faucet
18 gal./hr. quick recovery gas/electric DSI water heater (6 gal.)
8 cu. ft. refrigerator with magnet-friendly front panels
Command center for switches includes 12V cell phone charger
Arched 84" ceiling with decorative transitions
Closeable and directional A/C vents
Pleated night shades
Glass shower enclosure
Bath skylight
Porcelain bath stool with foot flush

Deluxe master bedroom mattress with quilted bedspread
300-lb. bunk bed capacity (600-lb. 284BHS)

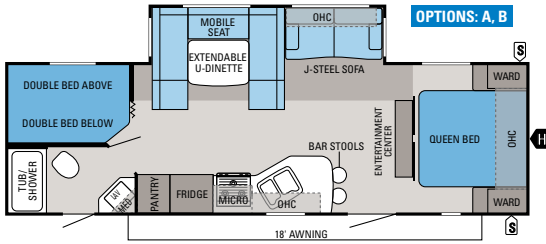
CUSTOMER VALUE PACKAGE (MANDATORY)

Electric patio awning
Outside shower
13,500-BTU A/C with ChillGrille feature
32" HDTV (26" HDTV in 334RBTS)
Multi-Media Premium Sound System with AM/FM/CD/DVD and MP3 input jack
Microwave
Oversized 21" oven
Water heater bypass
Bath power vent
Tile look tub/shower surround

OPTIONS

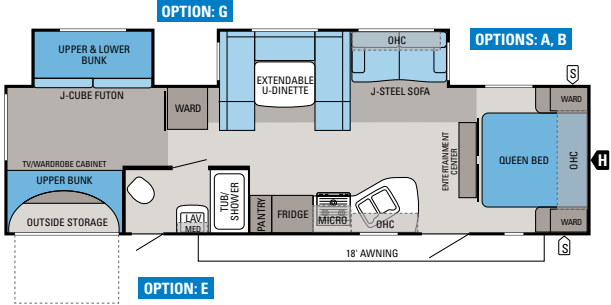
Keyless entry main door
Aluminum rims
Thermal-paned, tinted, safety-glass windows
Electric tongue jack
Electric stabilizer jacks
Satellite Kit: Dish, tripod, 20' cable and hand-held satellite locator
Outside kitchen (304BHS, 314BDS, 324BTS, 334RBTS)

Outside grill
Bike rack/cargo tray
Roof ladder
15,000-BTU A/C
2nd A/C in bedroom (13,500-BTU)
50-amp service with 2nd A/C prep
Solid-surface kitchen countertops with undermounted sink and covers
Free-standing table and chairs (select models)
Linoleum in living area (298RLDS, 308RETS, 316RKDS, 328RLTS)
LedgeStone fireplace with 40" HDTV (308RETS, 328RLTS)
Air mattress hide-a-bed in lieu of chairs (2) (308RETS)
Air mattress hide-a-bed
Door-side hide-a-bed sofa (328RLTS)
Swivel chairs in lieu of door-side sofa (328RLTS)
Recliners in lieu of swivel chairs (298RLDS, 308RETS and 316RKDS)
Recliners in lieu of door-side sofa (328RLTS)
Dinette with folding overhead bunk (304BHS)
Trundle bed in lieu of J-Cube (314BDS, 324BTS)
J-Cube futon with folding bunk (334RBTS)



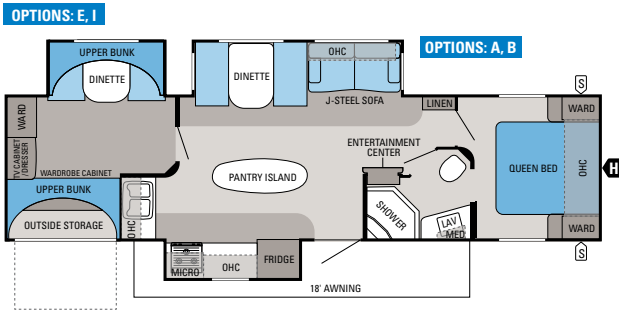
EAGLE TRAVEL TRAILER | 284BHS

Ext. Length: 31' 8" Ext. Height: 138" Unloaded Wt. (lbs.): 6,510 Sleeps: 6-9



EAGLE TRAVEL TRAILER | 314BDS

Ext. Length: 32' 7" Ext. Height: 138" Unloaded Wt. (lbs.): 7,465 Sleeps: 7-10



EAGLE TRAVEL TRAILER | 334RBTS

Ext. Length: 36' 11" Ext. Height: 139" Unloaded Wt. (lbs.): 8,395 Sleeps: 6-10

SPECIFICATIONS

FLOORPLAN	EXT. LENGTH	EXT. WIDTH	EXT. HEIGHT (WITH A/C)	INT. HEIGHT	UNLOADED VEHICLE WEIGHT (LBS.)	DRY HITCH WEIGHT (LBS.)	GROSS VEHICLE WEIGHT RATING (LBS.)	CARGO CARRYING CAPACITY (LBS.)	FRESH WATER CAPACITY (GAL.) (WITH WATER HEATER)	GRAY WASTEWATER CAPACITY (GAL.)	TOILET/BLACK WASTEWATER CAPACITY (GAL.)
257RBS	29' 4"	96"	138"	84"	6,185	860	8,500	2,315	82	65	32.5
266RKS	29' 10"	96"	138"	84"	6,305	935	8,500	2,195	82	65	32.5
284BHS	31' 8"	96"	138"	84"	6,510	835	9,000	2,490	82	32.5	32.5
298RLDS	34'	96"	138"	84"	7,210	1,105	9,750	2,540	82	32.5	32.5
304BHS	33' 5"	96"	138"	84"	6,650	895	9,000	2,350	82	32.5	32.5
308RETS	35'	96"	138"	84"	7,450	1,030	9,975	2,525	82	32.5	32.5
314BDS	32' 7"	96"	138"	84"	7,465	930	9,975	2,510	82	32.5	32.5
316RKDS	34' 2"	96"	138"	84"	7,240	1,150	9,750	2,510	82	65	32.5
324BTS	36' 2"	96"	139"	84"	8,020	945	10,600	2,580	86	32.5	32.5
328RLTS	35' 6"	96"	138"	84"	7,775	1,215	10,500	2,725	86	32.5	32.5
334RBTS	36' 11"	96"	139"	84"	8,395	1,075	10,950	2,555	84	65	32.5


The weights of certain options and/or option packages are not included in the UVW listed in the specification charts.

INTERIOR DÉCOR CHOICES

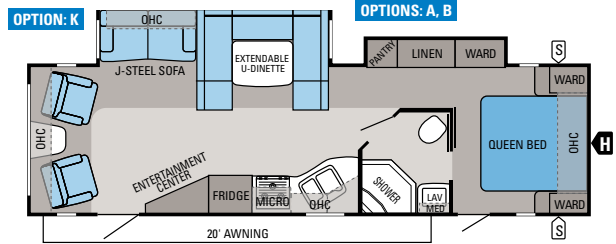

AMBER



BROWNSTONE

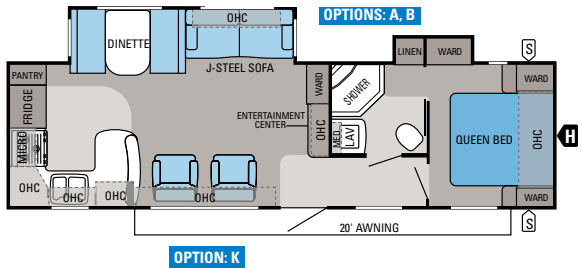


COCOA



EAGLE TRAVEL TRAILER | 298RLDS

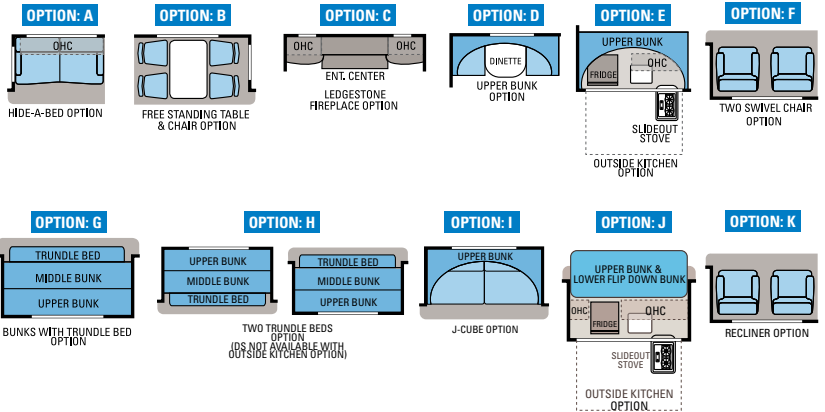
Ext. Length: 34' Ext. Height: 138" Unloaded Wt. (lbs.): 7,210 Sleeps: 3-6



EAGLE TRAVEL TRAILER | 316RKDS

Ext. Length: 34' 2" Ext. Height: 138" Unloaded Wt. (lbs.): 7,240 Sleeps: 3-6

FLOORPLAN OPTIONS





EAGLE | FIFTH WHEELS

SUPERIOR COMFORT

You and your guests will love every minute in your new Eagle fifth wheel, thanks to its many standard luxuries, like stunning full-height Concord Cherry cabinetry, oversized kitchen sink with cutting board covers, ceiling fan and porcelain toilet.



EAGLE FIFTH WHEEL 31.5RLTS | BROWNSTONE



EAGLE FIFTH WHEEL 33.5QBDS | AMBER



EAGLE FIFTH WHEEL 33.5QBDS | AMBER



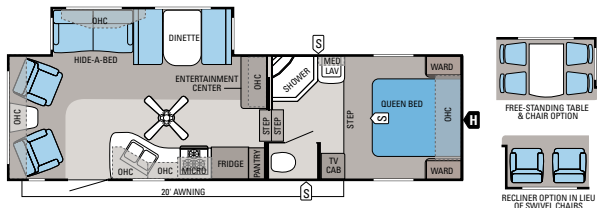
EAGLE FIFTH WHEEL 33.5QBDS | AMBER



DARE TO STRETCH OUT

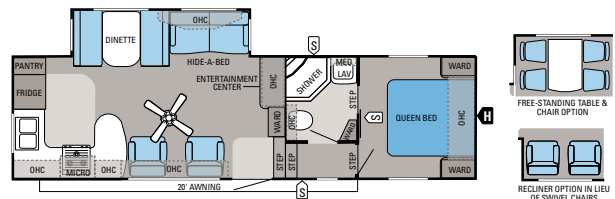
Thanks to a 60" x 80" mattress with 312-coil innerspring design, tossing and turning is a thing of the past. And now, you can sleep in too, thanks to durable, pleated night shades.

eagle fifth wheel FLOORPLANS



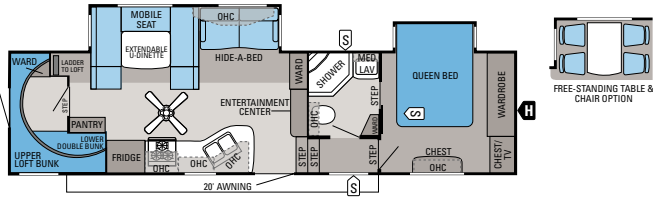
EAGLE FIFTH WHEEL | 28.5RLS

Ext. Length: 30' 10" Ext. Height: 151" Unloaded Wt. (lbs.): 7,785 Sleeps: 6



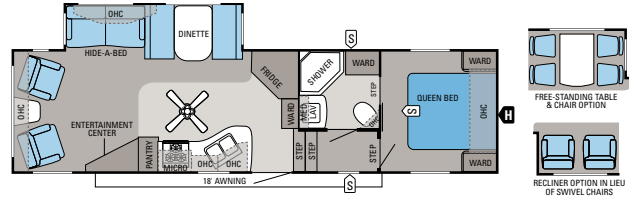
EAGLE FIFTH WHEEL | 29.5RKS

Ext. Length: 31' 11" Ext. Height: 153" Unloaded Wt. (lbs.): 7,950 Sleeps: 6



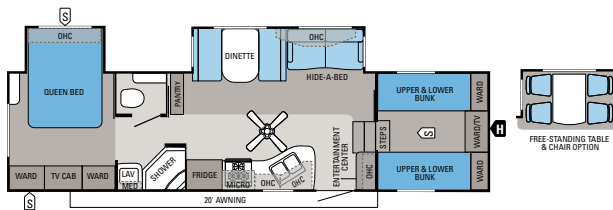
EAGLE FIFTH WHEEL | 30.5BHLT

Ext. Length: 35' 2" Ext. Height: 154" Unloaded Wt. (lbs.): 9,070 Sleeps: 9



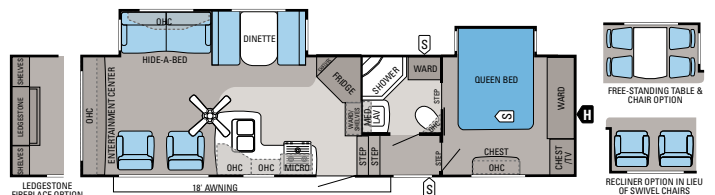
EAGLE FIFTH WHEEL | 30.5RLS

Ext. Length: 33' 6" Ext. Height: 155" Unloaded Wt. (lbs.): 8,250 Sleeps: 6



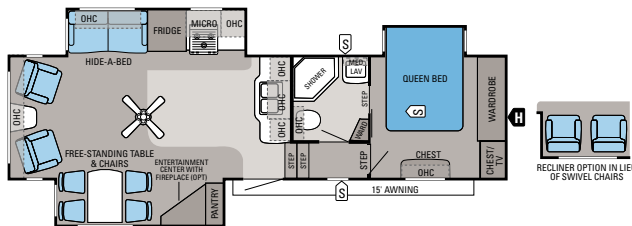
EAGLE FIFTH WHEEL | 31.5FBHS

Ext. Length: 34' 5" Ext. Height: 152" Unloaded Wt. (lbs.): 8,490 Sleeps: 10



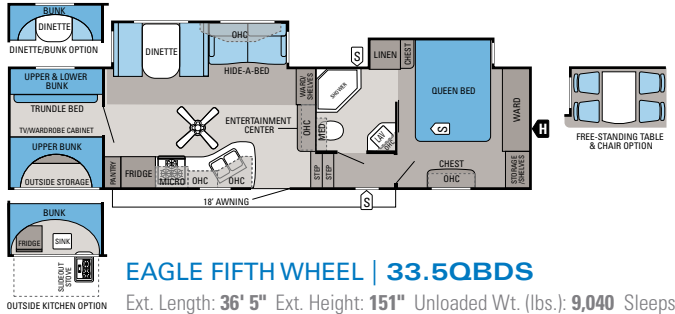
EAGLE FIFTH WHEEL | 31.5RLDS

Ext. Length: 35' 2" Ext. Height: 154" Unloaded Wt. (lbs.): 8,875 Sleeps: 6



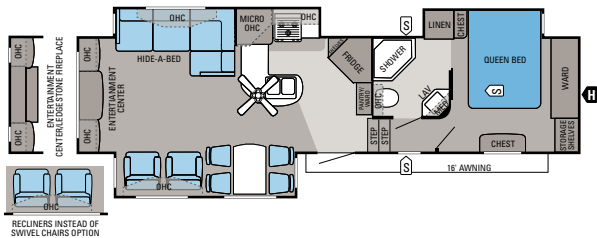
EAGLE FIFTH WHEEL | 31.5RLTS

Ext. Length: 34' 4" Ext. Height: 154" Unloaded Wt. (lbs.): 9,105 Sleeps: 4



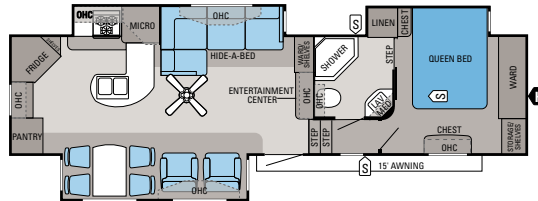
EAGLE FIFTH WHEEL | 33.5QBDS

Ext. Length: 36' 5" Ext. Height: 151" Unloaded Wt. (lbs.): 9,040 Sleeps: 5-10



EAGLE FIFTH WHEEL | 33.5RETS

Ext. Length: 36' 6" Ext. Height: 155" Unloaded Wt. (lbs.): 9,675 Sleeps: 3-4



EAGLE FIFTH WHEEL | 33.5RKTS

Ext. Length: TBD Ext. Height: TBD Unloaded Wt. (lbs.): TBD Sleeps: 3-4

SPECIFICATIONS

FLOORPLAN	EXT. LENGTH	EXT. WIDTH	EXT. HEIGHT (WITH A/C)	EXT. HEIGHT (WITH OPT. A/C)	INT. HEIGHT (BEDROOM)	UNLOADED VEHICLE WEIGHT (LBS.)	DRY HITCH WEIGHT (LBS.)	GROSS VEHICLE WEIGHT RATING (LBS.)	CARGO CARRYING CAPACITY (LBS.)	FRESH WATER CAPACITY (GAL.) (WITH WATER HEATER)	GRAY WASTEWATER CAPACITY (GAL.)	TOILET/BLACK WASTEWATER CAPACITY (GAL.)
28.5RLS	30' 10"	96"	151"	n/a	78"	7,785	1,635	10,200	2,415	92	65	32.5
29.5RKS	31' 11"	96"	153"	156"	72"	7,950	1,650	10,700	2,750	92	65	32.5
30.5BHLT	35' 2"	96"	154"	157"	72"	9,070	1,740	11,700	2,630	92	65	32.5
30.5RLS	33' 6"	96"	155"	156"	72"	8,250	1,735	11,200	2,950	82	65	32.5
31.5FBHS	34' 5"	96"	152"	n/a	67"	8,490	1,650	11,200	2,710	81	65	32.5
31.5RLDS	35' 2"	96"	154"	156"	72"	8,875	1,935	11,700	2,825	82	65	32.5
31.5RLTS	34' 4"	96"	154"	156"	73"	9,105	2,090	11,900	2,795	82	65	32.5
33.5QBDS	36' 5"	96"	151"	157"	77"	9,040	1,750	11,900	2,860	82	65	32.5
33.5RETS	36' 6"	96"	155"	160"	76"	9,675	1,815	11,995	2,320	82	65	32.5
33.5RKTS	TBD	96"	TBD	TBD	TBD	TBD	TBD	TBD	TBD	82	65	32.5

The weights of certain options and/or option packages are not included in the UUV listed in the specification charts.

STANDARDS AND OPTIONS

STANDARD EXTERIOR EQUIPMENT

Deluxe Graphics Package with Chocolate Glazed accent cap and skirting
TuffShell vacuum-bonded laminated sidewalls, slideout walls and rear wall
Fully enclosed and heated underbelly
Magnum truss roof system
I-Class cambered structural I-beam frame
Climate Shield ultimate weather protection
Radial tires
Aluminum rims
E-Z Lube axles
Nev-R-Adjust brakes
MOR/ryde CRE 3000 suspension system
30" x 72" main entrance door
G20 dark-tinted, safety-glass windows
Exterior marine-grade speakers (2)
Cable TV and outlet in basement
Dual 30-lb. propane gas bottles with auto regulator
Black tank flush
Oversized fresh water system and holding tanks
30-amp power service (28.5RLS, 29.5RKS, 30.5RLS, 31.5FBHS)
50-amp power service (30.5BHLT, 31.5RLDS, 31.5RLTS, 33.5QBDS)
Cable/satellite prep
Electric rear stabilizer jacks
Undermounted spare tire
Frame fully prepped for bike rack/cargo tray (n/a 30.5BHLT)

STANDARD INTERIOR EQUIPMENT

Concord Cherry, raised-panel cabinetry with lumbercore, screwed-style construction
Steel ball bearing drawer guides, 75-lb. capacity, full extension
18 gal./hr. quick recovery G/E DSI water heater (6 gal.)
8 cu. ft. refrigerator with magnet-friendly front panels
Command center for switches includes 12V cell phone charger
Closeable and directional A/C vents
Ceiling fan and light
Air mattress hide-a-bed sofa
Porcelain bath stool with foot flush
60" x 80" deluxe master bedroom mattress with quilted bedspread
300-lb. bunk bed capacity

CUSTOMER VALUE PACKAGE (MANDATORY)

Electric patio awning
Outside shower
13,500-BTU A/C with Chillgrille feature
32" HDTV
Multi-Media Premium Sound System with AM/FM/CD/DVD and MP3 input jack
Microwave
Oversized 21" oven
Water heater bypass
Bath power vent
Tile-look tub/shower surround

OPTIONS

Keyless main entrance door
Thermal-pane, tinted, safety-glass windows
16" aluminum rims
Reese Revolution pin box, allows for 90-degree turn on 6' bed
MOR/ryde pin box
Outside kitchen (33.5QBDS)
Outside grill
Bike rack/cargo tray (n/a 30.5BHLT)
Satellite Kit: Dish, tripod, 20' cable and hand-held satellite locator
15,000-BTU A/C
Luxury Package: 8 cu. ft. refrigerator, 10-gal. water heater and slam latches on front baggage doors
Solid-surface kitchen countertops with undermounted sink/covers
Dinette with folding bunk (33.5QBDS)
Free-standing table and chairs (standard 31.5RLTS and 33.5RETS)
Electric fireplace (31.5RLTS)
Ledgestone fireplace with 40" HDTV (31.5RLDS and 33.5RETS)
Linoleum in living area (n/a 30.5BHLT and 31.5FBHS)
Recliners in lieu of swivel chairs (select models)
2nd A/C in bedroom, 13,500-BTU ducted
50-amp service with 2nd A/C prep

jayco CONSTRUCTION

At Jayco, we've built a reputation for superior construction and quality craftsmanship. That commitment has led to our latest construction advancement, the all-new exclusive Magnum Roof System, 50 percent stronger than other roofs in the industry.



OUR NEW ROOF FEATURES ...

- 1 4 1/2" crowned wood trusses: Uses 2 x 2 vertical studs to maximize load capacity, while oversized nail plates provide a tighter design
- 2 3/8" roof decking, screwed down at every seam: More durable than typical stapled construction, provides fully walkable roof
- 3 Residential attic-style insulation: Maintains interior temperatures while allowing for room to run wiring, reducing risky electrical shorts
- 4 One-piece, sidewall-wrapped Alpha Ply material: Provides better leak protection

WALL CONSTRUCTION

- 5 TuffShell vacuum-bonded sidewalls, slideouts and back wall
- 6 Smooth fiberglass exterior
- 7 Welded aluminum frames
- 8 Double-layer front cap fiberglass insulation

FLOOR CONSTRUCTION

- 9 5/8" tongue-and-groove plywood on 2" x 3" wooden floor joists on 16" centers
- 10 Full-width outriggers
- 11 Bedroom floor Flexfoil and fiberglass insulation



CLIMATESHIELD

ULTIMATE WEATHER PROTECTION

Extend your camping season. Offering weather protection against extreme temperatures (as low as 0° F or as high as 100° F), the Jayco Climate Shield combines the industry's most-protected underbelly with the class's highest-BTU output furnace. The enclosed underbelly, tucked and foamed inside the I-beam rails, features blown heat for the ultimate four-season camping experience.

The Climate Shield features the following R-values.

VALUE	UNIT AREA	TYPE OF INSULATION
R-5	All vertical walls	Block foam
R-15	Behind front cap	Double R-7 insulation
R-27	Roof	Double R-7 insulation + R-14 foil
R-29	Main floor	Double R-7 insulation + R-14 foil
R-14	Slide floor	R-14 foil
R-22	Bedroom floor	R-7 insulation + R-14 foil
R-14	Inside open pinbox	R-14 foil

* Eagle was tested in 0°F and 100°F weather over an extended period of time in a controlled environment and all functions of the coach were fully operational. Testing cannot account for natural elements, such as wind or moisture. In actual use, unit may not perform as well. In addition, outside components are subject to freezing and require steps to properly insulate. Jayco's warranty does not cover damage caused by freezing.

eco advantage™



THE JAYCO ECOADVANTAGE IS OUR COMPANY'S COMMITMENT TO PROTECTING THE ENVIRONMENT. Scan this QR code with your smartphone to watch a video about our efforts and the impact we're making on our planet.

www.jayco.com/ecoadvantage



THE Jayco® family STORY

THE JAYCO STORY BEGAN IN 1968 WITH OUR FAMILY—THE BONTRAGERS. Lloyd Bontrager created an innovative, easy-to-use lifter system that led to a better fold-down camper. Loaded with more conveniences, he believed his camper would bring families closer together.

Since then, the Jayco family has grown. From our factory to our front office, from our salespeople to our suppliers, our family bond is four decades strong with the support of more than 300 Jayco dealers.

Together, we're helping make new family stories. **YOUR FAMILY STORY.**

welcome to the Jayco family



Colton RV
3122 Niagara Falls Blvd.
North Tonawanda, NY 14120
(716) 694-0188
(800) 628-4889
www.ColtonRV.com

Coach-Net
RV Technical & Roadside Assistance

Travel worry-free with Jayco's Customer First Roadside Assistance program, yours at no cost during your first year of ownership. This program is offered through Coach-Net, the largest RV emergency road service in the country, and gives you immediate access to dependable roadside assistance and support services with a simple phone call.

Establishing a solid relationship with your local Jayco dealer is a key component in the enjoyment of your new Jayco. By purchasing from a local dealer, you will have a convenient location for sales, parts and service support. We hope you enjoy working with them as much as we do.

treadlightly!
OFFICIAL SPONSOR

Jayco proudly sponsors Tread Lightly!, a nonprofit organization whose mission is to empower generations to enjoy the outdoors responsibly through education and restoration.

JayPlus

From RV insurance to extended warranties, JayPlus has it covered. Ask your Jayco dealer about our exclusive JayPlus program today.

Jafari Discover
America

As a Jayco owner, you can be part of the Jayco Jafari International Travel Club. Ask your dealer about the Jafari "flight" in your area, write Jayco or visit our website.

Unloaded Vehicle Weight (UVW): Sometimes referred to as "Dry Weight," UVW means the typical weight of this trailer as built at the factory. The UVW, as used in product literature and other promotional materials, does not include cargo, fresh water, propane, options or dealer-installed accessories.

Gross Vehicle Weight Rating (GVWR): GVWR means the maximum permissible weight of the trailer, including the UVW plus passengers, personal items, all cargo, fluids, options, and dealer-installed accessories. The GVWR is equal to or greater than the sum of the UVW and the CCC.

Cargo Carrying Capacity (CCC): CCC means the maximum weight of all passengers, personal items, food, fresh water, propane, tools, other cargo and dealer-installed accessories that can be carried by the trailer. CCC is equal to or less than GVWR minus UVW. The addition of options will decrease the CCC.

Hitch Weight (HW): The hitch weight, as used in product literature and other promotional materials, does not include cargo, fresh water, propane gas, options or dealer-installed accessories. The addition of these types of items will either add to or subtract from the stated hitch weight.

It is important for your safety and enjoyment that your tow vehicle be adequately sized and equipped to tow and handle the GVWR of the RV you select. Review weights and rating of your tow vehicle and consult a competent advisor for questions or advice. Whether you are new to RVing or a veteran, get a feel for the performance of your tow vehicle before heading out on the roadways. When you tow an RV, you must drive differently than when you drive a single vehicle. Practice hooking up, driving, backing up and braking in a safe environment or seek out professional instruction. Jayco affixes a weight label to each RV which lists weight information for that vehicle. See specifications chart inside.

Jayco, Inc., P.O. Box 460, Middlebury, IN 46540, www.jayco.com

See dealer for further information and prices. All information in this brochure is the latest available at the time of publication approval. Jayco reserves the right to make changes and to discontinue models without notice or obligation. Photos in this brochure may show optional equipment and props for photography purposes. RVs built for sale in Canada may differ to conform to Canadian codes. ©2012 Jayco, Inc. 13-EAGL-PL 1212-40K Printed in U.S.A.