

PHAEETON[®]
2011



TIFFIN MOTORHOMES
WHEREVER YOU GO, WE GO.



2011 Phaeton® with Maroon Coral Exterior



Phaeton

Our bestseller is now better than ever. The 2011 Phaeton from Tiffin. Consistently our bestselling model, it's also one of the top-selling Class A motor homes in the industry, delivering more luxury and practicality at a greater value than any other diesel pusher on the road. That's what comes from listening to Phaeton owners who help us make smart refinements every year. In the 2011 model, you'll discover a redesigned wraparound contemporary dash for an easier and safer driving experience, the elegance of the new English Chestnut cabinet option, and spacious under-coach storage with taller compartment doors. Expanded color choices, too: choose from three new interior palettes and six exterior options that include standard full-body paint and protective clear coat finish. You're sure to attract admiration come tailgate season, with enough TVs to ensure every armchair quarterback has a great view, from the 32" in the entertainment center and 32" in the bedroom to the optional 37" front overhead TV and optional 32" TV on the galley slide exterior.



2011 PHAETON / **LIVING AREA**

Talk about room to roam. With 7-foot ceilings, four slides, and floor plans up to 42 feet long, your family and friends will have plenty of elbowroom in the spacious living area — and plenty of comfort, too, with the new optional lift recliners that allow them to stretch out and relax. You'll feel right at home preparing family favorites on the road, with a convection microwave, three-burner cooktop with optional gas oven, and optional residential refrigerator. Don't worry about being cramped. Along with the handy Expand-an-island, we've maximized counter space, with a new solid surface cooktop cover that folds down for extra room to mix and chop. Attractive and easy to wipe down, just like the galley's new backsplash and splash guards, it makes cleanup a cinch, giving you more time to enjoy the fun.





White Diamonds Interior with English Chestnut Cabinets
40 QTH Floor Plan



White Diamonds Interior with English Chestnut Cabinets
40 QTH Floor Plan



2011 PHAETON / **COCKPIT**

Rule the road. To say the Phaeton handles exceptionally well doesn't do it justice. The supremely smooth ride may be your most enjoyable motor home driving experience ever, made possible by your choice of chassis: Freightliner®, Spartan®, or our PowerGlide®, which is designed and custom built in Red Bay. Simply put, no one makes them better than this. Powering your ride is an EPA-approved 380 HP Cummins engine, which reduces harmful emissions by 90% and improves fuel efficiency without sacrificing horsepower and torque. As for safety, the Phaeton has it covered, with a back-up camera and side-view cameras activated by turn signals. There's even a new dash design that lets you access controls without taking attention away from the road.



2011 PHAETON / **BEDROOM**

Get away from it all. Traveling is much more fun when you're rested and relaxed. That's why Tiffin packs so much cozy luxury into the Phaeton's bedroom. After a good day behind the wheel, get a great night's rest in the standard queen-sized bed. For more comfort, you have the option of a memory foam or Select Comfort mattress, with the additional option to upgrade to a king-sized bed. As the sun goes down, let the gentle breeze of the ceiling fan lull you to sleep, while guests enjoy sweet dreams on the two standard sleeper sofas in the living area. No one will lose sleep wondering what's been left behind. Storage is everywhere — in overhead cabinets, a spacious closet, and under the bed — allowing you to pack and neatly organize everything your family needs. A chest of drawers and laundry hamper keep clothes sorted, just like at home, and the optional combo or stacked washer/dryer unit is sure to be a handy helper.





White Diamonds Interior with English Chestnut Cabinets
40 QTH Floor Plan

2011 PHAETON / **BATHROOM**

All the comforts of home. You'll never worry about a lack of privacy in the Phaeton's elegant bath. The water closet and lavatory are safely sequestered from the separate shower area, which evokes a spa-inspired feel with Price Pfister® showerhead and personal vanity. Enclosed in a stylish glass surround, the stall also features a lovely skylight equipped with a solar cover for heat and light control. For convenience, the Phaeton offers floor plans with a bath-and-a-half option, which includes a front powder room so guests can freshen up without venturing into your private quarters.





TIFFIN MOTORHOMES

WHEREVER YOU GO, WE GO.





Start your journey by visiting our website. We'd love to hear from you, so give us a call, send us a postcard or stop by our office the next time you pass by Red Bay. Because remember, wherever you go, we go.

Safe travels,

Bob Tiffin

President/Founder



TIFFIN MOTORHOMES

WHEREVER YOU GO, WE GO.

105 2ND STREET NW, RED BAY, ALABAMA 35582

CALL 256.356.8661 FAX 256.356.8219

WHEREVER YOU GO, THERE WE ARE.

In a time when some companies have struggled, a manufacturer who stands behind the product they build has never been more important. We've never been prouder of the strength of our company, our warranty and service plan (still the best in the motor home industry), and most importantly, the trust we've built with a very special group of motor home owners. We understand the richness that travel brings to your life, and our family is so proud of the relationship we have with yours. You are the reason we do what we do and why we never stop working to build a better Tiffin experience for you.

HIT THE ROAD WITHOUT A CARE IN THE WORLD.

10-YEAR LIMITED UNITIZED CONSTRUCTION WARRANTY

We guarantee the structural integrity of the entire coach for 10 years (includes wall separation and inner frame weakness).

5-YEAR LIMITED LAMINATION WARRANTY

We guarantee against all exterior fiberglass delamination or wall separation for 5 years.

For parts and service call 256.356.0261

For more information on the Phaeton and our other motor homes visit tiffinmotorhomes.com

YOUR LOCAL TIFFIN DEALER:


Colton RV
3122 Niagara Falls Blvd.
North Tonawanda, NY 14120
(716) 694-0188
(800) 628-4889
www.ColtonRV.com

Colton RV
3443 Southwestern Blvd.
Orchard Park, NY 14127
(716) 957-3250
(800) 628-4889
www.ColtonRV.com

PHAETON®, ALLEGRO®, ALLEGRO BREEZE®, ALLEGRO RED®, ALLEGRO BUS®, ZEPHYR®, ROUGHING IT SMOOTHLY®, OPEN ROAD® AND PUSHER® ARE REGISTERED TRADEMARKS OF TIFFIN MOTORHOMES, INC. ALL RIGHTS RESERVED.



2011



TIFFIN MOTORHOMES
WHEREVER YOU GO, WE GO.

FULL BODY PAINT SCHEMES



Gold Coral



Maroon Coral



Nasa



Silver Sand



Sunlit Sand



Rocky Mountain Brown

MECHANICAL SPECIFICATIONS

Automotive

STANDARD EQUIPMENT ON ALL MODELS:

- Raised Rail Chassis Frame
- Air Ride (4 Air Bags)
- Aluminum Wheels
- Exhaust Brake
- Adjustable Accelerator & Brake Pedals
- Allison 3000 MH 6-speed Automatic Transmission
- Air Brakes with Automatic Slack Adjusters & ABS
- 55" Wheel Cut
- Fog Lights
- Daytime Running Lights
- VIP 18" Steering Wheel
- Cruise Control
- Emergency Start Switch

FREIGHTLINER® AND SPARTAN® CHASSIS:	36 QSH	40 QBH	40 QKH	40 QTH	42 QBH
Freightliner Cummins ISC 380 HP / 1050 Lb. Torque	S	S	S	S	O
Spartan Cummins ISC 380 HP / 1050 Lb. Torque	NA	NA	NA	NA	O
GVWR	32,000 Lb.	32,000 Lb.	32,000 Lb.	32,000 Lb.	42,600 Lb.
GAWR – Front	12,400 Lb.	12,400 Lb.	12,400 Lb.	12,400 Lb.	12,600 Lb.
GAWR – Rear	20,000 Lb.	20,000 Lb.	20,000 Lb.	20,000 Lb.	20,000 Lb.
GAWR – Tag Axle	NA	NA	NA	NA	10,000 Lb.
GCWR	42,000 Lb.	42,000 Lb.	42,000 Lb.	42,000 Lb.	52,600 Lb.
Alternator Amps	170	170	170	170	160
Wheel Base	228"	266"	266"	266"	296"
Tire Size	275/80R22.5	275/80R22.5	275/80R22.5	275/80R22.5	275/80R22.5
Trailer Hitch Capacity	10,000 Lb.	10,000 Lb.	10,000 Lb.	10,000 Lb.	10,000 Lb.
Fuel Tank (Gallons) – Dual Fuel Fill	100	100	100	100	100
DEF Tank * (Gallons)	13	13	13	13	13

POWERGLIDE® CHASSIS:	36 QSH	40 QBH	40 QKH	40 QTH	42 QBH
Cummins ISC 380 HP / 1050 Lb. Torque	NA	O	O	O	NA
GVWR	NA	36,600 Lb.	36,600 Lb.	36,600 Lb.	NA
GAWR – Front	NA	14,600 Lb.	14,600 Lb.	14,600 Lb.	NA
GAWR – Rear	NA	22,000 Lb.	22,000 Lb.	22,000 Lb.	NA
GAWR – Tag Axle	NA	NA	NA	NA	NA
GCWR	NA	46,600 Lb.	46,600 Lb.	46,600 Lb.	NA
Alternator Amps	NA	170	170	170	NA
Wheel Base	NA	266"	266"	266"	NA
Tire Size	NA	275/80R22.5	275/80R22.5	275/80R22.5	NA
Trailer Hitch Capacity	NA	10,000 Lb.	10,000 Lb.	10,000 Lb.	NA
Fuel Tank (Gallons) – Dual Fuel Fill	NA	100	100	100	NA
DEF Tank * (Gallons)	NA	15	15	15	NA

* Diesel Exhaust Fluid (DEF) is the active component used in Selective Catalytic Reduction (SCR) engines to reduce nitrogen oxide emissions by 90% to meet EPA standards.

OVERALL:	36 QSH	40 QBH	40 QKH	40 QTH	42 QBH
Overall Length (Approximate)	36' 9"	40' 5"	40' 5"	40' 5"	42' 6"
Overall Height with Roof Air (Maximum)	12' 7"	12' 7"	12' 7"	12' 7"	12' 7"
Interior Height	84"	84"	84"	84"	84"
Overall Width	101"	101"	101"	101"	101"
Interior Width	96"	96"	96"	96"	96"
Fresh Water (Gallons)	90	90	90	90	90
Black Water (Gallons)	50	50	50	50	50
Grey Water (Gallons)	70	70	70	70	70
LPG Tank (Gallons; can only be filled to 80% capacity)	35.7	35.7	35.7	35.7	35.7
Minimum Garage Height	13'	13'	13'	13'	13'

Structural

STANDARD EQUIPMENT ON ALL MODELS:

- Laminated Floor, Sidewall & Roof
- Steel/Aluminum Reinforced Structure
- One-piece Molded Fiberglass Roof Cap

All options may not be available in all models. Because of progressive improvements, specifications, standard & optional equipment are subject to change without notice or obligation.

Exterior

STANDARD EQUIPMENT ON ALL MODELS:

- Hydraulic Automatic Leveling Jacks
- Large Tinted One-piece Windshield
- Heated Chrome Power Mirrors with Remote Adjustment
- Single Motor Intermittent Wiper
- Lockable Swing-out Storage Doors with Gas Shocks
- Window Awning Package (2 Windows)
- BASF Full Body Paint with Protective Film
- Remote Locking System for Entry Door
- Fiberglass Front & Rear Caps
- Deadbolt Front Entrance Door
- Double Electric Step
- Dual Pane Windows
- Exterior Patio Light
- Automatic Door Awning
- Automatic Patio Awning
- Slide-out Covers
- Lighted Exterior Storage
- Roof Ladder
- Docking Lights
- Heated Water & Holding Tank Compartments
- Four 6 V Auxiliary Batteries
- Park Telephone Ready
- Black Tank Flush System
- Water Filter
- Custom Mud Flap
- Undercoating
- Dual Fuel Fills
- 110 V Exterior Receptacle
- Digital TV Antenna
- Power Fantastic® Roof Vent with 3-speed Fan
- Back-up Camera
- Cable Ready TV
- 2000 Watt Inverter with 100 Amp Converter & Transfer Switching

AVAILABLE OPTIONS:	36 QSH	40 QBH	40 QKH	40 QTH	42 QBH
Spotlight	O	O	O	O	O
One Storage Compartment Slide-out Tray	O	O	O	O	O
Two Storage Compartment Slide-out Trays	NA	O	O	O	O
Hadley Air Horns	O	O	O	O	O
In-motion Satellite Dish	O	O	O	O	O
Automatic Satellite Dish	O	O	O	O	O
Prewired for Winegard Traveler Satellite (NA with In-motion or Automatic Satellite)	O	O	O	O	O
Exterior 32" TV	O	O	O	O	O
8.0 kw Onan® Manual Slide-out Generator	S	S	S	S	NA
Two 15,000 BTU Low Profile Roof Air Conditioners with Heat Pumps	S	S	S	S	NA
Three Low Profile Roof Air Conditioners with Heat Pumps & 10.0 kw Onan® Generator	NA	O	O	O	S
Tankless Gas Water Heater	O	O	O	O	O

Driver's Compartment

STANDARD EQUIPMENT ON ALL MODELS:

- Flexsteel® Ultra Leather Power Driver & Passenger Seats with Passenger Footrest
- Contemporary Wraparound Dash with Glare Reduction
- Custom Infrared Repeater System on All TVs
- Dual Dash Fans
- Snack / Beverage Tray with Drawers
- Dual 12 V Dash Receptacle
- Single CD Player & AM / FM Stereo
- Fire Extinguisher
- Computer Slide-out Tray in Dash with Lock-out Rails
- Power Solar / Privacy Windshield Shade
- Driver / Passenger Side Window Solar / Privacy Shades
- Color Rear Vision Monitor System with Side-view Cameras Activated by Turn Signals
- Adjustable Seatbelt Brackets

AVAILABLE OPTIONS:	36 QSH	40 QBH	40 QKH	40 QTH	42 QBH
Satellite Radio (Requires Subscription)	O	O	O	O	O
37" Front Overhead TV	O	O	O	O	O
In-dash Stereo / Navigational System	O	O	O	O	O

Living Area/Dinette

STANDARD EQUIPMENT ON ALL MODELS:

- Booth Dinette with Laminate Tabletop & Solid Surface Edging
- 32" Midsection TV in Entertainment Center
- Ultra Leather DE Sofa Bed on Passenger's Side
- Cloth DE Sofa Bed on Driver's Side

AVAILABLE OPTIONS:	36 QSH	40 QBH	40 QKH	40 QTH	42 QBH
Freestanding Dinette with Built-in Cabinets	O	O	O	O	O
Freestanding Dinette with Computer Workstation	O	O	O	O	O
U-shaped Booth Dinette	O	O	O	O	O
Cloth DE Sofa Bed on Passenger's Side	O	O	O	O	O
Ultra Leather Air Coil Hide-A-Bed Sofa on Passenger's Side	NA	O	O	O	O
Cloth Air Coil Hide-A-Bed Sofa on Passenger's Side	NA	O	O	O	O
Ultra Leather DE Sofa Bed on Driver's Side	O	O	O	O	O
Ultra Leather Air Coil Hide-A-Bed Sofa on Driver's Side	O	NA	NA	NA	NA
Cloth Air Coil Hide-A-Bed Sofa on Driver's Side	O	NA	NA	NA	NA
Ultra Leather Magic Bed on Driver's Side	O	O	O	O	O
Cloth Magic Bed on Driver's Side	O	O	O	O	O
Two Leather Lift Recliners on Driver's Side	NA	O	O	O	O

Kitchen

STANDARD EQUIPMENT ON ALL MODELS:

- Solid Surface Countertop with Stainless Steel Sink
- Solid Surface Sink Cover
- Expand-an-island
- Permanent Mounted Folding Solid Surface Cooktop Cover
- Sink & Stove Cover Racks (Underneath Sink)
- Single Lever Sink Faucet with Sprayer
- Convection Microwave with Exterior Venting
- Galley Splash Guards
- 4-door Refrigerator with Icemaker
- 3-burner Cooktop
- Built-in Soap Dispenser
- Built-in Waste Can

AVAILABLE OPTIONS:

	36 QSH	40 QBH	40 QKH	40 QTH	42 QBH
Residential Stainless Steel Refrigerator with 6 Batteries	O	O	O	O	O
Gas Oven	O	O	O	O	O

Bath

STANDARD EQUIPMENT ON ALL MODELS:

- Medicine Cabinet with Vanity Lights
- Skylight in Shower with Sliding Solar Cover
- Solid Surface Vanity Top & Bowl
- Custom Raised Panel Bath Door
- Glass Shower Surround
- Glass Radius Shower Door
- 3-speed Fantastic® Fan
- Price Pfister™ Shower Head
- Sprayer on Toilet

AVAILABLE OPTIONS:

	36 QSH	40 QBH	40 QKH	40 QTH	42 QBH
41" Molded Fiberglass Shower	S	NA	NA	NA	NA
36" Molded Fiberglass Shower with Radius Door	NA	S	S	S	S
Tub in Place of Shower	NA	NA	O	NA	NA

Bedroom

STANDARD EQUIPMENT ON ALL MODELS:

- Wardrobe with Automatic Light
- Bed Comforter with Throw Pillows
- Pre-wired for DVD & Satellite Receiver
- Under Bed Storage
- Pillow Top Mattress
- Ceiling Fan
- 32" TV
- Carbon Monoxide Detector
- Wood Headboard
- LPG Leak Detector
- Chest of Drawers with Laundry Hamper
- Wall-to-wall Carpet

AVAILABLE OPTIONS:

	36 QSH	40 QBH	40 QKH	40 QTH	42 QBH
Bunk Beds with Bunk Ladder / Convertible Wardrobe	NA	NA	S	NA	NA
DVD Monitors in Bunk Beds	NA	NA	O	NA	NA
King Bed Mattress (72" x 80")	NA	O	O	O	O
Select Comfort™ (Dual Control) Bed System - Queen (60" x 80")	O	O	O	O	O
Select Comfort™ (Dual Control) Bed System - King (72" x 80")	NA	O	O	O	O
Memory Foam Queen Mattress (60" x 80")	O	O	O	O	O
Memory Foam King Mattress (72" x 80")	NA	O	O	O	O
Tile Flooring in Bedroom	NA	NA	NA	NA	O

General Interior


STANDARD EQUIPMENT ON ALL MODELS:

- 7' Ceilings
- Soft Touch Vinyl Ceiling with Trey Ceiling in Living Area
- Porcelain Tile Floor in Kitchen, Living Area, Bath & Entry Landing
- Carpeting in Bedroom & Driver's Compartment with Scotchgard®
- Raised Panel Hardwood Cabinet Doors & Drawers
- Two Ducted Furnaces (One 30,000 BTU & One 35,000 BTU)
- Solid Wood Cabinet Facias with Concealed Hinges
- Complete Cable Wiring Interfacing with Surround Sound & Satellite Receiver
- Home Theater Sound System with Concealed Speakers
- Solar / Privacy RollEase® Shades
- Bullet Lights in Ceiling
- 12 V Disconnect Switch
- Fantastic® Power Roof Vents with 3-speed Fans
- Tank Level Monitor System
- Smoke Detector
- 10-gallon DSI Gas / Electric Water Heater
- Air Driven Step Well Cover

AVAILABLE OPTIONS:


	36 QSH	40 QBH	40 QKH	40 QTH	42 QBH
Medium Alderwood Solid Cabinet Doors & Drawer Fronts	O	O	O	O	O
English Chestnut Solid Cabinet Doors & Drawer Fronts	O	O	O	O	O
Cherry Bark Solid Cabinet Doors & Drawer Fronts	O	O	O	O	O
Combo Washer / Dryer	O	O	O	O	O
Stacked Washer / Dryer	O	O	O	O	O
Central Vacuum Cleaner	O	O	O	O	O

CONSTRUCTION SPECIFICATIONS



Roof


1. One-piece, moisture resistant molded fiberglass roof cap provides insulation and strength and prevents water intrusion
2. A/C Condensation Drainage System that runs internally through the roof insulation and down the sidewalls, redirecting water underneath the motor home
3. 5 1/2" formed insulation
4. Quiet Air Cooling System with return air and foil-wrapped cooling exhaust ducts
5. Durable, tubular aluminum roof skeleton
6. Easy-to-clean soft touch vinyl ceiling panel



Sidewall

1. Gel-coat fiberglass outside wall panel
2. High-performance thermal insulation
3. Durable, yet lightweight, tubular aluminum wall skeleton
4. Decorative inside wall panel

All sidewalls are approximately 2" thick



Floor

1. Porcelain tile floor bonded to high-impact oriented strand board
2. High-level engineered oriented strand board
3. High-performance thermal insulation
4. Durable, tubular floor skeleton
5. Woven moisture barrier material

10-YEAR LIMITED UNITIZED CONSTRUCTION WARRANTY The structural integrity of the entire coach is guaranteed for the next 10 years. Warranty includes wall separation and inner frame weakness.

5-YEAR LIMITED LAMINATION WARRANTY We guarantee against all exterior fiberglass delamination or wall separation.



TIFFIN MOTORHOMES

WHEREVER YOU GO, WE GO.

105 2ND STREET NW RED BAY, AL 35582 CALL 256.356.8661 FAX 256.356.8219
FOR PARTS AND SERVICE CALL 256.356.0261

Phaeton®, Allegro®, Allegro Breeze®, Allegro RED®, Allegro Bus®, Zephyr®, Roughing It Smoothly®, Open Road® and Pusher® are registered trademarks of Tiffin Motorhomes. For more specifics on what makes a Tiffin Motorhome, go to tiffinmotorhomes.com

INTERIOR SPECIFICATIONS



Medium Alderwood



English Chestnut



Cherry Bark

Caviar

BEDROOM
MAIN & ACCENT



LIVING AREA
SOFA & ACCENT




DINETTE



CARPET



TILE



COUNTERTOP



Tiffany

BEDROOM
MAIN & ACCENT



LIVING AREA
SOFA & ACCENT




DINETTE



CARPET



TILE



COUNTERTOP



White
Diamonds

BEDROOM
MAIN & ACCENT



LIVING AREA
SOFA & ACCENT




DINETTE



CARPET



TILE



COUNTERTOP



Phaeton cabinet doors are made of solid wood. Cabinet finishes are available in combination with any fabric scheme. Options may not be available for every model. Specifications and standard or optional equipment subject to change without notice or obligation.

BEDROOM SUITE FABRIC



Caviar

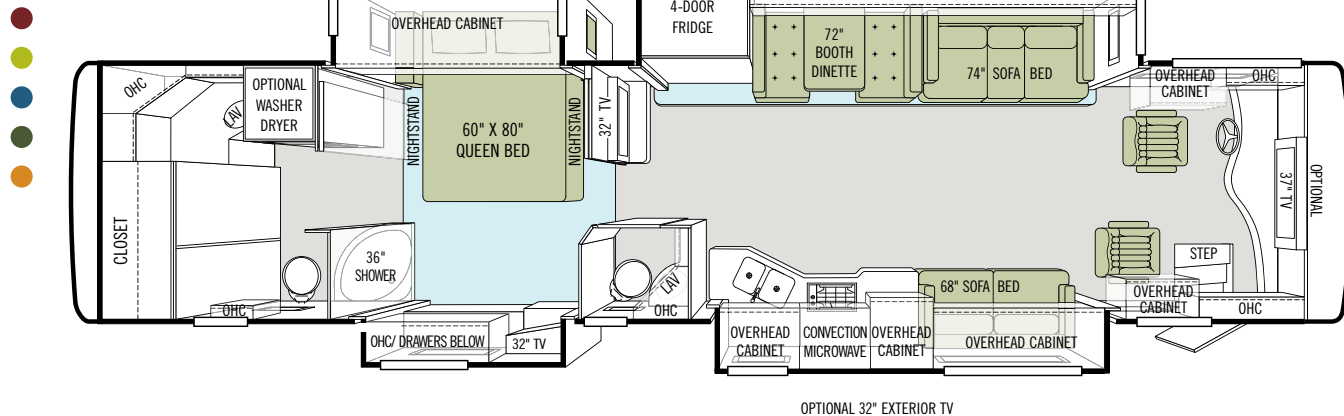


Tiffany

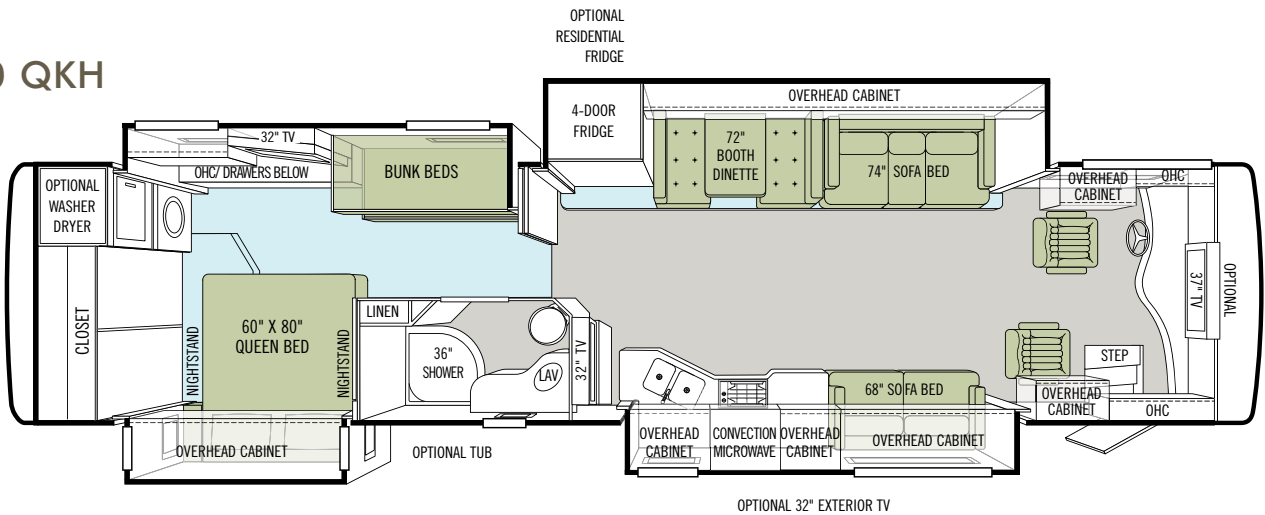


White Diamonds

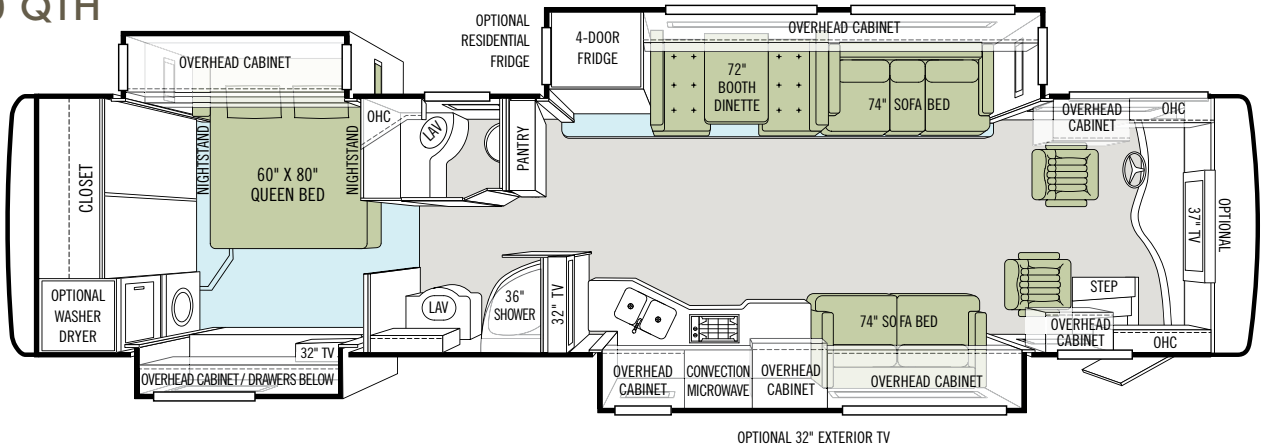
Option Key



40 QKH



40 QTH



42 QBH

