

QUALITY

Winnebago RVs are designed and built around you, with superior craftsmanship, advanced manufacturing technologies and steel-focused construction to enhance safety and reliability.

INNOVATION

From groundbreaking RVs to game-changing features to the spacious floorplans made possible by our SmartSpace™ design, our heritage is unrivaled for continuous industry firsts in vehicle technology and design.

SERVICE

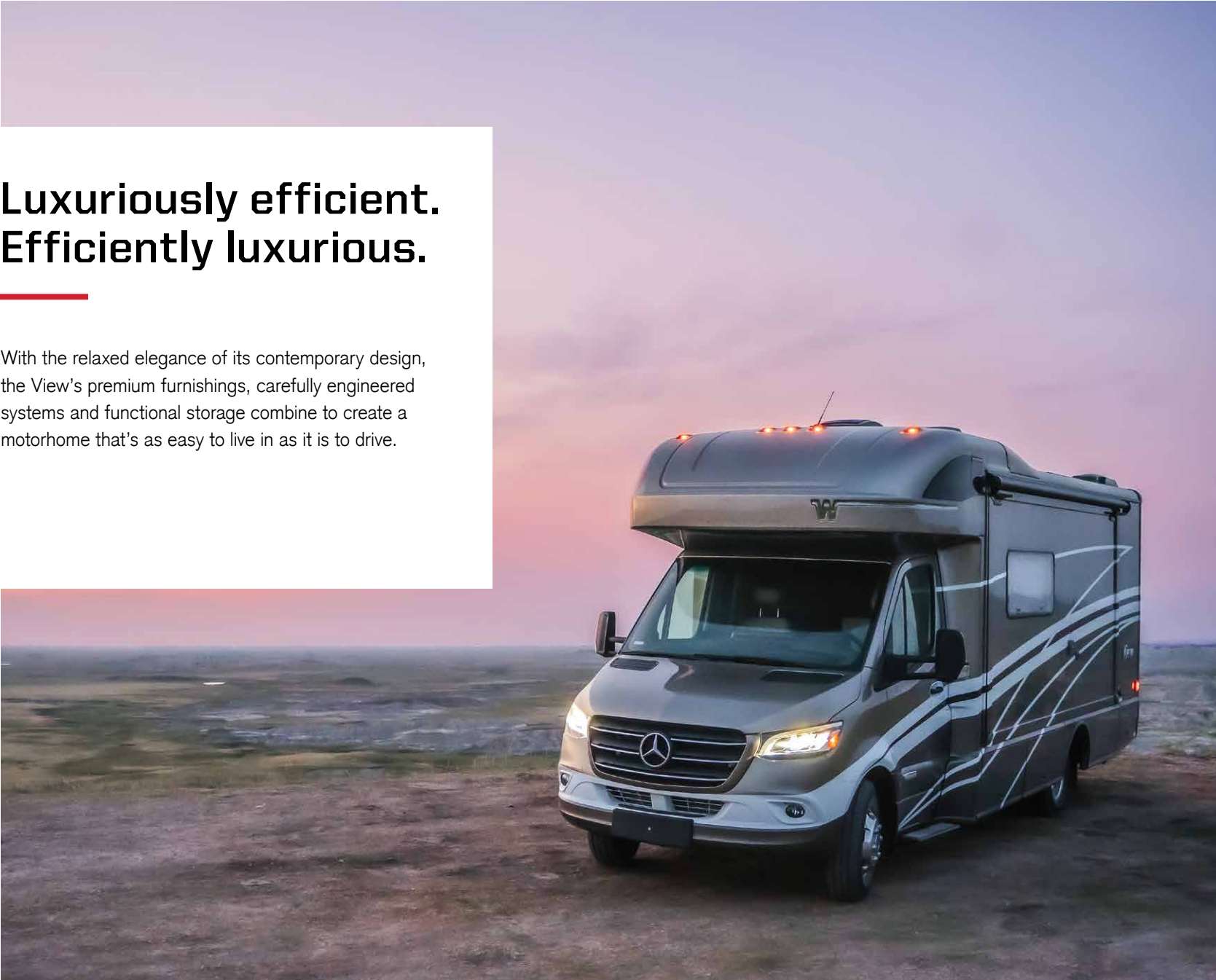
Our carefully chosen dealers are supported by factory training and our advanced parts supply system, while owners benefit from excellent real-world customer support as well as 24/7 access to online technical information.



©2022 Winnebago Printed in USA 08/22

Luxuriously efficient. Efficiently luxurious.

With the relaxed elegance of its contemporary design, the View's premium furnishings, carefully engineered systems and functional storage combine to create a motorhome that's as easy to live in as it is to drive.




From its
rock-solid
foundation
to the latest
innovations,
the View has
never looked
better.



Mercedes-Benz® Sprinter Chassis

The proven Sprinter chassis incorporates the latest Mercedes-Benz safety features and, with its fuel-efficient turbo-diesel V6, provides plenty of towing power.



Upscale interior

With premium components and contemporary design cues, you'll be proud to call your View® home everywhere you go.



Extended escapes

Stay out longer, thanks to the View's standard 200-watt solar panels, available dual lithium-ion batteries and 2kW inverter, and some of the largest holding tanks in its class.



SuperShell™ Sleeper Deck

The stylish lightweight fiberglass outer shell provides enhanced thermal and acoustic insulation, keeping things quieter and more comfortable, in camp and on the road.



Exterior storage

No toy left behind: the View offers up to 43 cubic feet of exterior storage, including cross-coach storage (24D, 24J) for larger items.



Thoughtfully designed spaces, highlighted with deluxe amenities.

Gourmet-worthy galley

The enhanced galley features larger cabinets and drawers, more usable counter space, large 10 cu. ft. DC refrigerator fridge, and hybrid LP/Induction cooktop.

Dining options to suit your taste

Dine and relax in comfort: the three View floorplans let you choose the seating and table options that work best for your style.

Deluxe seating options

Available theater seating with hideaway swivel tables (24D, 24J) or dual recliners with table (24V), make an ideal spot to catch a movie or the big game.

Attractive, functional storage solutions

Lightweight and durable, the curved Tecnoform® cabinets blend perfectly with the stylish interior, while thoughtful touches like the lighted soft-close drawers abound.

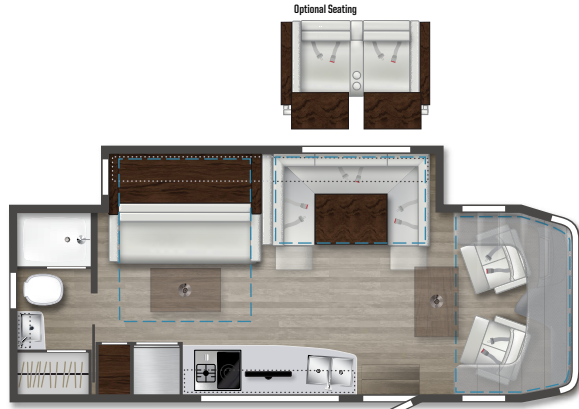
Flexible sleep solutions

In addition to a cabover bunk, each floorplan offers a different bed configuration: Murphy+ bed (24D), rear corner bed (24J) or Flex bed twin/queen system (24V).

Deluxe bath

The well-equipped bath includes a separate shower with Oxygenics® showerhead, stainless steel sink, lavatory and medicine cabinets, and gentle toe-kick lighting.

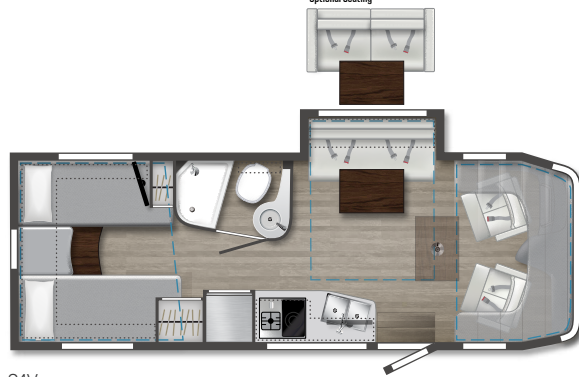
Dotted lines denote overhead storage area. Blue dashed lines denote sleeping areas. Floorplans are representations only and are subject to change. Please contact a certified Winnebago dealer for more information.



24D



24J



24V



Family getaways,
weekends with
friends or the
trip of a lifetime:
the View rises to
every occasion.



FROLI® sleep system (24J, 24V)

Developed in Europe, the FROLI® Sleep System relieves pressure and improves air circulation under the mattress for a better night's sleep.



Entertainment Package

The available entertainment system upgrade includes a Blu-Ray Disc® player and Bluetooth® soundbar for a more immersive experience.



Enhanced entryway door

It all starts here: the sleek entrance includes a streamlined screen door with a large window and built-in storage. And the double latching system reduces road and camp noise.

WINNEBAGO

VIEW / Specifications

WEIGHTS & MEASURES	24D	24J	24V
Exterior Length	25'6"	25'6"	25'6"
Exterior Height¹	11'	11'	11'
Exterior Width	7'6.25"	7'6.25"	7'6.25"
Exterior Storage² (cu. ft.)	30	43	33.6
Awning Length	16'	16'	16'
Interior Height	6'8"	6'8"	6'8"
Interior Width	7'3"	7'3"	7'3"
Freshwater Tank Capacity³ (gal.)	30	37	31
Water Heater Capacity (gal.)	Continuous	Continuous	Continuous
Holding Tank Capacity³ – Black (gal.)	41	41	41
Holding Tank Capacity³ – Gray (gal.)	41	41	41
LP Capacity⁴ (lbs.)	50.76	50.76	50.76
Fuel Capacity (gal.)	24.5	24.5	24.5
GCWR⁵ (lbs.)	15,250	15,250	15,250
GVWR (lbs.)	11,030	11,030	11,030
GAWR – Front (lbs.)	4,410	4,410	4,410
GAWR – Rear (lbs.)	7,720	7,720	7,720
Wheelbase	170"	170"	170"
Sleeps⁶	4	4	4

Mercedes-Benz® Sprinter Chassis
3.0 L 6-cylinder, 188-hp, turbo-diesel engine 7G -Tronic automatic transmission, 220-amp. alternator
Adaptive ESP technology
Hydraulic brakes w/ABS
Trailer hitch⁵ 5,000-lb. drawbar/500-lb. maximum vertical tongue weight w/7-pin connector
Stylized aluminum wheels

OPTIONAL EQUIPMENT
Hydraulic leveling jacks w/automatic controls (front and rear)

Cab Conveniences
MBUX® Touchscreen Multimedia Infotainment Center with Navigation, Wi-Fi hotspot, Intelligent Voice Control and Rear Color Camera
Airbags driver, passenger, side and curtain
Heated power control cab seats armrest, adjustable lumbar support, headrest, recline, slide, and manual swivel
3-point seat belts
Climate control
Leather-wrapped steering wheel
Power door locks w/remote

Power windows
Power mirrors w/defrost and turn signals
Cruise control
Active lane keeping assist
Active braking assist
Rain sensor w/integrated wet wiper system
Power assist steering w/tilt wheel
12V/USB powerpoints
Folding windshield and cab window blinds
Dash appliqué package
2 cab seat lounge cushions
Hill start assist
Crosswind assist
Attention assist

OPTIONAL EQUIPMENT
Cab seats w/Ultrafabrics® UF Select covering

Interior
32" HDTV
U-Shaped dinette (24D, 24J)
TrueComfort+ sofa w/table (24V)
LED lights

Satellite system ready
Amplified digital HDTV antenna
Powered roof vent rain cover, electric lift, remote control, thermostat operation (front bunk)
MCD solar/blackout roller shades
Systems monitor panel
Tinted coach windows
Assist bar
Vinyl flooring throughout
Soft vinyl ceiling
110V/12V/USB charging stations
Roof wiring access port
Toe kick lighting

OPTIONAL EQUIPMENT
Dual pane acrylic windows
Dual recliners w/table (24V)
Theater seating w/swivel tables (24D, 24J)
Entertainment System Blu-ray disc player and Bluetooth® soundbar

Galley
Laminate countertops
Microwave/convection oven w/touch control
2-burner induction & LP range cooktop
10.0 cu. ft. (12V) 2-door compressor-driven refrigerator/freezer
Cold water filtration system
Water-pump switch w/light
Pantry (24D, 24J)
Cabinets with accent lighting
Lighted soft close drawers
Integrated paper towel holder
Double stainless steel sink w/2 sink covers
Mini blinds
Toe kick lighting

Bath
Shower 24" x 32" (24D, 24J)
Shower 19" x 28" x 34" (24V)
Retractable, self-cleaning shower screen
Oxygenics® flexible showerhead
Shower skylight
Porcelain toilet w/foot pedal and sprayer (24J, 24V)
Composite Toilet (24D)
Powered roof vent w/rain cover
Lavatory cabinet
Medicine cabinet
Mini blinds (24D)
Towel rack (24V)
Towel bar(s) (24J, 24V)
Tissue holder
Removable clothes rod
Robe hook(s)
Integrated facial tissue holder
Toe-kick lighting

Bedroom
Murphy+ bed w/deluxe queen mattress, Euro-suspension system, gel foam topper (24D)
Corner bed w/headboard, foam mattress, mattress cover and access to storage below (24J)
Flex Bed System twin beds/king bed w/foam mattresses and access to storage below (24V)
FROLI® deluxe sleeping system (24J, 24V)
MCD blackout roller shades
Wardrobe cabinet
Metal clothes rod
Room divider curtain
Anything Keeper drop down storage above bed (24J, 24V)
110V/12V/USB charging stations (24J, 24V)
110V/USB charging station (24D)
24" LED HDTV (24J, 24V)

Exterior
Automatic entrance door step
LED porch light w/interior switch
Stepwell light w/interior switch
Front and rear mud flaps
Aluminum cab steps w/logoed tread and loop attachment
Powered patio awning w/LED lights and Bluetooth control
Large pass-through storage compartment (24D, 24J)
Ladder

Heating & Cooling System
15,000 BTU air conditioner w/heat pump
20,000 BTU low-profile ducted furnace

Electrical System
Service Center light, cable TV input, 30-amp. power cord, portable satellite dish hookup, QuickPort® service connection hatch
Automatic dual battery charge control
Exterior AC duplex
Exterior antenna jack
Generator auto transfer switch
Battery disconnect system (coach)
AC/DC load center/converter unit
2 deep-cycle, Group 31 RV batteries
3,600-watt Cummins Onan® MicroQuiet™ LP generator
2,000-watt pure sine wave DC/AC inverter
(2) 100-watt solar panel/battery charger w/controller, junction box, and plug for additional portable solar panel

OPTIONAL EQUIPMENT
Lithium Ion Smart Batteries
3,200-watt Cummins Onan® Diesel generator

Plumbing System
Service Center color-coded labels, pressurized city water hookup/tank diverter valve, drainage valves, exterior wash station w/lighted pump switch
Truma AquaGo® Comfort Plus Tankless water heater

TrueLevel™ holding tank monitoring system
Heated drainage system
10' sewer hose
Winterization Package water heater bypass valve and siphon tube
On-demand water pump
Lockable water tank fill
Sewage pump macerator (24V)
Permanent-mount LP tank w/gauge
LPG accessory connection (patio area)
Black holding tank flushing system

Safety
LPG leak, smoke and carbon monoxide detectors
Fire extinguisher
Ground fault interrupter
Child seat tether anchor (24D, 24J)

Warranty⁶
12-month/15,000-mile limited warranty⁷
36-month/36,000-mile limited warranty on structure⁷
10-year limited parts-and-labor warranty on roof skin⁷

- FOOTNOTES
- The height of each model is measured to the top of the tallest standard feature and is based on the curb weight of a typically equipped unit. The actual height of our vehicle may vary by several inches depending on chassis or equipment variations. Please contact your dealer for further information.
 - The load capacity of your motorhome is designated by weight, not by volume, so you cannot necessarily use all available space when loading your motorhome.
 - The load capacity of your motorhome is designated by weight, not by volume, so you cannot necessarily use all available space when loading your motorhome.
 - Capacities are based on measurements prior to tank installation. Slight capacity variations can result due to installation applications.
 - Capacities shown are tank manufacturer's listed water capacity (W.C.). Actual filled LP capacity is 80% of listing due to overfilling prevention device on tank.
 - Actual towing capacity is dependent on your particular loading and towing circumstances which includes the GVWR, GAWR and GCWR, as well as adequate trailer brakes. Please refer to the Operator's Manual of your vehicle for further towing information.

- See separate chassis warranty.
- See your dealer for complete warranty information.
- Sleeping capacity is the maximum based on a specific floorplan.

Because features, specification, equipment, and options may vary from those highlighted on this website, the buyer is responsible for confirming with the dealer the features, specifications, equipment, and options included in their specific vehicle.

In addition, Winnebago's program of continuous product improvement may result in changes to vehicle specifications, equipment, model availability, and price without notice.

**Base Manufacturers Suggested Retail Price shown. Base price does not include tax, title, license, delivery charges or optional features. Prices are subject to change without notice.

Unless noted, trademarks are the property of Winnebago Industries, Inc. Mercedes-Benz® is the registered trademark of Daimler AG. Frol® is the registered trademark of Frol Kunststoffwerk Fromm GmbH. Blu-Ray Disc® is the registered trademark of Sony Kabushiki Kaisha. Bluetooth® is the registered trademark of Bluetooth SIG, Inc. Tecnoform® is a registered trademark of Tecnoform S.p.A. Oxygenics® is a registered trademark of ETL, LLC. Onan® is a registered trademark of Cummins Power Generators Inc. MCD is a trademark of MCD Innovations. Truma AquaGo® is a registered trademark of Truma Gerätetechnik GmbH & Co. KG.

EXTERIORS



Stellar
Standard Graphics



Mineral II
Full-body Paint



Bay Mist II
Full-body Paint




Tuscan
Full-body Paint

DECOR

Harmony



Ultrafabrics UF Select




Bed Cover



Vinyl Flooring



Wall Board



Countertop



Wood – Columbian Walnut
with White High Gloss

Harmonious



Ultrafabrics UF Select




Bed Cover



Vinyl Flooring



Wall Board



Countertop



Wood – Columbian Walnut

Colton RV & Marine
3122 Niagara Falls Blvd
North Tonawanda, NY 14120
(716) 694-0188
www.ColtonRV.com

Colton RV & Marine
3443 Southwestern Blvd.
Orchard Park, NY 14127
(716) 957-3250
www.Coltonrv.com

