

DYNAMAX 
A DIVISION OF FOREST RIVER
DIFFERENT BY DESIGN



3 SERIES *isata*



24RW with Espresso Décor and Delta Dust Cabinets.

Isata 3 Series Customer Driven – Inside and Out

Nimble on the road and spacious when it counts, the Isata 3 Series is built on the Mercedes-Benz® Sprinter chassis with a 188-hp turbo diesel engine for an incredibly pleasurable drive. Dynamax products are designed with an upgraded suspension and upscale interior appointments in response to real customer feedback. When it's time to relax, these versatile floorplans open up to maximize living space for a more satisfying experience away from home.

Say, "So Long" to wimpy RV Showers

Pressure Chamber



The patented **Oxygenics Engine** supercharges any water pressure, turning weak flows into satisfying showers. It is effective in reducing wash and rinse times, especially for those with long hair. All while saving water, so your tanks last longer.

- Water is introduced into a **pressure chamber** that works like a mini turbine jet, increasing water velocity.
- Water passes through an **air vacuum** at high speed, infusing oxygen into each drop.
- The pressurized combination of water and oxygen is released through an expanding nozzle, widening **spray** and greatly increasing water power.



24RW with Delta Dust Cabinets.



24RW with Espresso Décor and Delta Dust Cabinets.



24FW with Pebble Décor and Delta Dust Cabinets.



24FW with Delta Dust Cabinets.

Full Body Paint Packages



Cabernet



Cosmic Blue



Granite



The Isata 3 Series comes standard with a 6" touch screen dash infotainment center. You never have to rely on spotty cell phone reception or data downloads to get you where you're going.

A Premium Coach Deserves a Premium Driving Experience




The Xite system features:

- AM/FM, Bluetooth®, Sirius/XM™ Tuner and Antenna (subscription required)
- Rand McNally® RV Navigation with millions of POI's, thousands of RV parks and campgrounds, including national and state parks
- Rand McNally® Editor's Picks, including Best of the Road® adventures, trips and getaways
- RV Checklists



- Fuel Log
- Lifetime Map Updates
- Dedicated Camera Button
- Wi-Fi connected services including live fuel prices, weather and local search
- Dependable knob so you can adjust volume on the fly without taking your eyes off the road




RAND McNALLY

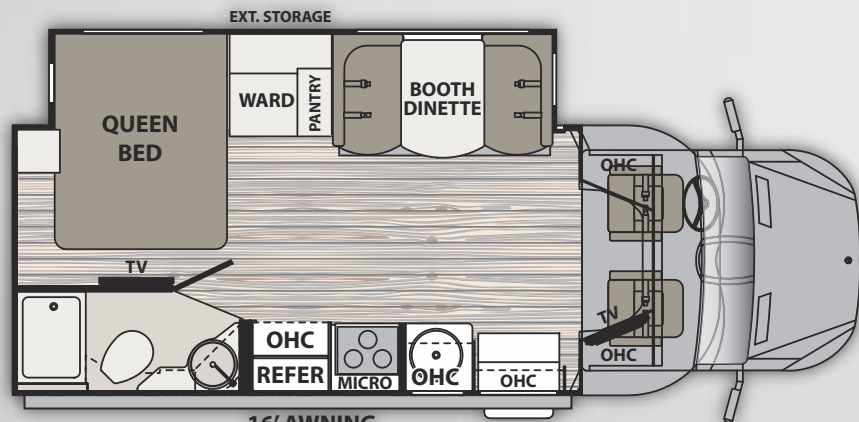


Sunset

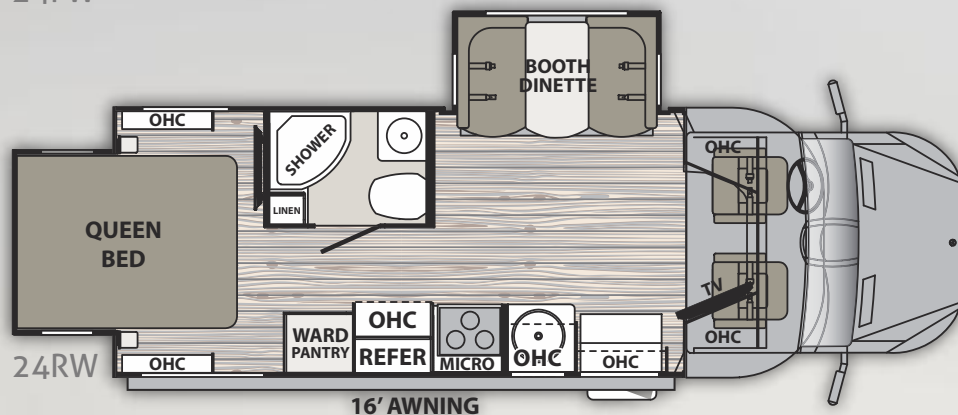
Khaki

These paint packages come with Diamond Shield® Paint Protection.

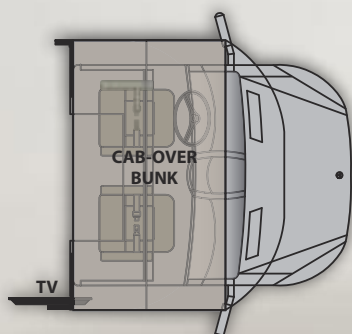
 Isata 3 Series



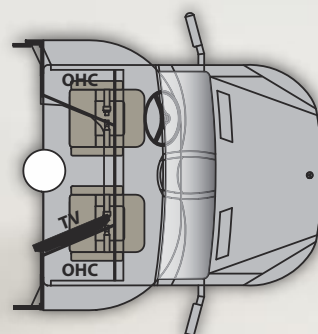
24FW



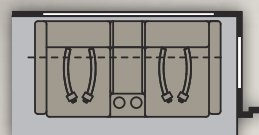
24RW



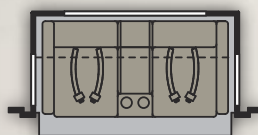
Cab Over Bunk Option



Cocktail Table Option



24FW Optional Dual Recliners (IPO dinette)



24RW Optional Dual Recliners (IPO dinette)



Optional Tri-Fold Sofa with Table (IPO dinette)

Standard Features & Options

Chassis

- Mercedes-Benz® Sprinter Chassis
- 3.0L V6 Turbo Diesel Engine (188hp and 325 ft.-lbs. of Torque)
- 5-Speed Automatic Transmission with Overdrive
- 26.4-Gallon Fuel Tank
- 4.75-Gallon Diesel Exhaust Fluid Tank
- Trailer Hitch (5,000 Tow lbs.) with 7-Way Round Tow Connection
- 3-Year/36,000-Mile Roadside Assistance
- Upgraded Hellwig® Rear Sway Bar
- Electronic Stability Package
- Momentary Battery Booster Switch for Connecting Chassis and House Batteries
- Single 12V AGM Chassis Battery
- 220-Amp Alternator
- Fuel Filter with Water Separator
- LED Brake, Turn, and Backup Lights
- Aluminum Running Boards
- Front and Rear Tires: LT215/85 R16
- Single Front Wheels: Steel (5.5" x 16")
- Dual Rear Wheels: Steel (5.5" x 16")
- Valve Extensions
- 4.18 Rear Axle Ratio
- Spare Tire with Carrier Mounted to Frame
- Leatherette Driver and Passenger Seats with Swivel Bases and Pedestal Skirt
- Multifunction Steering Wheel
- Instrument Cluster with Pixel-Matrix Display
- Backup and Side View Cameras
- XITE® 6" Touch Screen Dash Infotainment System with AM/FM, Bluetooth®, Sirius/XM® (tuner and antenna), Rand McNally® RV Navigation with Lifetime Updates and Wi-Fi-Connected Services (live fuel, weather, and local search), and Dedicated Camera Button
- 12V and USB Accessory Ports
- Cruise Control
- Adjustable Steering Column
- Hydrographic Woodgrain Cab Accents
- Power Exterior Mirrors (Auto-Heated at Low Temperatures)
- Power Windows and Locks
- 3-Point Seat Belts
- Front Safety Air Bags
- Deluxe, Easy-Clean Removable Cab Carpet Mat
- Drink Holders

Construction

- 1-1/2" Aluminum-Framed, Laminated Sidewalls with Block Foam Insulation
- Gel-Coat Fiberglass Walls with Azdel® Backing

- Aluminum-Framed Floor
- Aluminum-Framed Roof Trusses
- Crowned, One-Piece Fiberglass Roof
- Foil-Lined Ductwork Throughout
- Aerodynamic Fiberglass Front Wing Panels
- Aerodynamic Fiberglass Front Cap with Cab-Over Cabinets
- Dark-Tinted, Frameless Windows
- Seamless, Easy-Clean Rotocast Storage Compartments
- Locking Aluminum Exterior Storage Doors
- Electric Slide System
- Power Rear Stabilizer Jacks with Individual Left and Right Controls

Exterior

- Custom Full Body Paint Package with Diamond Shield® Paint Protection
- Dual-Pitch, Armless Patio Awning with LED Lighting and Motion-Activated Retraction
- Aluminum-Wrapped Slideout Topper(s)
- LED Patio Light
- Entry Door with Dark-Tinted, Frameless Window and Shade
- Lighted Acrylic Entry Grab Handle
- Lighted Power Entry Step
- Exterior TV Mount (32" LED Bedroom TV is Portable)
- Exterior Speakers
- Front and Rear LED Clearance and Marker Lighting

Interior

- Premium Vinyl Flooring
- Soft-Touch Padded Vinyl Ceiling
- LED Flush-Mount Ceiling Lighting
- Coordinating Window Treatments with "Quick Change" Fabric Panels
- Blackout Roller Shades (Mini-Blind at Galley)
- Italian Ultralight Poplar Cabinetry
- Full Extension, Soft-Closing Drawer Guides (where applicable)
- Hidden Hinges
- 32" LED TV (Living Area)
- Stereo System - AM/FM/CD/DVD with Zoned Speaker Control and Bluetooth® Smart Phone App Control
- Easy Access Battery Compartment Beneath Entry Step
- Lighted Entry with Non-Skid Rubber Step and Steel Risers
- Thermal, Reflective Front Privacy Shades
- USB Charging Ports

Kitchen

- 7.0 Cu. ft. 2-Way Refrigerator (Double-Door)
- Sealed Gas Range with Glass Cover
- Convection Microwave Oven
- Solid Surface Countertops
- Solid Surface Countertop Extension
- Stainless Steel Sink with Solid Surface Cover
- Under-Cabinet Lighting
- Residential Single-Handle Faucet with Pullout Sprayer
- MaxxAir® Power Vent with Built-In Rain Cover and Remote

Bedroom

- Queen Bed (60" x 74") with iCool® Gel-Infused Memory Foam Mattress
- Designer Bedspread Package
- 32" LED TV
- Cedar-Lined Wardrobe
- LED Reading Lights
- USB Charging Ports
- Nightstand
- Privacy Partition
- MaxxAir® Power Vent with Built-In Rain Cover and Remote

Bathroom

- ABS Shower with Light-Weight, Soft-Sided Shower Door
- Shower Skylight
- Oxygenics Body Spa® RV Shower Head
- Residential Vanity Faucet with Stainless Steel Sink
- 24FW: Porcelain Foot-Flush Toilet
- 24RW: Porcelain Electronic-Flush Macerator Toilet
- MaxxAir® Power Vent with Built-In Rain Cover and Remote

Utilities

- Dual 12V Group 31 AGM Deep-Cycle, Maintenance-Free Auxiliary Batteries
- Battery Disconnect at Entry
- 30-Amp Service
- 1,000W Pure Sine Wave Inverter
- 3.6kW Onan® LP Generator with Auto Transfer Switch (Mounted on Isolator Pads)
- Roof-Mount and Ducted 15,000-BTU Air Conditioner with Heat Pump
- 20,000-BTU Furnace with Electronic Ignition
- 60,000-BTU Truma® Aqua Go™ On-Demand Water Heater (LP)
- Remote Thermostatically-Controlled Heating and Cooling
- 20.3-Gallon LP Tank (WC)

- LP Quick Connect
- Water Filtration System
- Exterior Service Station (Monitor Panel, Drain Valves, and Shower)
- Interior Monitor Panel with LP/Tank/Battery Readout
- Exterior GFCI Receptacle
- Jack® Digital Antenna with LED Signal Strength Indicator
- Cable TV/Satellite Hookup
- 60-Amp Progressive Dynamics Converter with Charge Wizard® System
- Black Tank Flush
- 12V Heat Pads on Fresh, Gray, and Black Tanks
- Water Management Valve for Fill and Winterizing
- 12V On-Demand Water Pump
- Carbon-Monoxide, LP, and Smoke Detectors
- Fire Extinguisher

Options

- Aluminum Wheels (Set of Four)
- Automatic, 4-Point Hydraulic Leveling Jacks (N/A with Diesel Generator)
- Extended Fiberglass Front Cap with Cab-Over Bunk and Mattress (54" x 80")
- Dual Recliners in Place of Dinette
- Tri-Fold Sofa with Pedestal Table in Place of Dinette
- Cocktail Table Between Cab Seats
- Cab Seat Booster Cushions (Set of Two)
- Winegard® In-Motion T4 Satellite (Dish® SD-HD, DirecTV® SD, BellTV® SD-HD)
- 3.2kw Onan® Diesel Generator in Place of Standard 3.6kw LP (N/A with 4-Point Leveling Jacks)
- Solar Panels - Two 100 Watt with 30 Amp Controller

Key Dimensions:	24FW	24RW
GVWR	11,030 lbs.	11,030 lbs.
GCWR	15,250 lbs.	15,250 lbs.
GAWR - Front	4,080 lbs.	4,080 lbs.
GAWR - Rear	7,720 lbs.	7,720 lbs.
Overall Length	24'7"	24'7"
Exterior Width	94"	94"
Wheelbase	170"	170"
Overall Exterior Height	11' 4"	11' 4"
Interior Height	81"	81"
Fuel Capacity	26.4 Gal.	26.4 Gal.
Water Capacities (Gal.)		
Fresh/Gray/Black	35/32/32	35/32/32
LPG Capacity	20.3 Gal.	20.3 Gal.
Awning Length	16'	16'

Please refer to the back cover for chart definitions.

Décor Selections





Cab over bunk option with Pebble Décor and Delta Dust Cabinets.

Dynamax Owner "Digital Kit" App

Now you can have your Owner's Manual with you wherever you are. Download our FREE App from the App Store or Google Play and you'll have the information right at your fingertips.



GVWR (Gross Vehicle Weight Rating) - is the maximum permissible weight of the unit when fully loaded. It includes all weights, inclusive of all fluids, occupants, cargo, optional equipment and accessories. For safety and product performance do NOT exceed the GVWR.

GCWR (Gross Combined Weight Rating) - is the maximum permissible loaded weight of your motor home and any towed trailer or towed vehicle. Actual GCWR of this vehicle may be limited by the sum of the GVWR and the installed hitch receiver maximum capacity rating; see hitch rating label for detail.

GAWR (Gross Axle Weight Rating) - is the maximum permissible weight, including cargo, fluids, optional equipment and accessories that can be safely supported by each axle.

UVW (Unloaded Vehicle Weight)* - is the typical weight of the unit as manufactured at the factory. It includes all weight at the unit's axle(s), including full fuel, all fluids and LP Gas. The UVW does not include cargo, fresh potable water, additional optional equipment or dealer installed accessories.

CCC (Cargo Carrying Capacity)** - is the amount of weight available for fresh potable water, cargo, passengers, additional optional equipment and accessories. CCC is equal to GVWR minus UVW. Available CCC should accommodate fresh potable water (8.3 lbs. per gallon). Before filling the fresh water tank, empty the black and gray tanks to provide for more cargo capacity.

*Estimated Average based on standard build optional equipment. **Estimated average based on standard build optional equipment.


Each Forest River RV is weighed at the manufacturing facility prior to shipping. A label identifying the unloaded vehicle weight of the actual unit and the cargo carrying capacity is applied to every Forest River RV prior to leaving our facilities.

The load capacity of your unit is designated by weight, not by volume, so you cannot necessarily use all available space when loading your unit.

Actual towing capacity is dependent upon your particular loading and towing circumstances, which includes the GVWR, GAWR and GCWR as well as adequate trailer brakes. Please refer to the Operator's Manual of your vehicle for further towing information.

All information contained in this brochure is believed to be accurate at the time of publication. However, during the model year, it may be necessary to make revisions and Forest River, Inc., reserves the right to make all such changes without notice, including prices, colors, materials, equipment and specifications as well as the addition of new models and the discontinuance of models shown in this brochure.

Therefore, please consult with your Forest River dealer and confirm the existence of any materials, design or specifications that are material to your purchase decision. ©2017 Dynamax 2/17



DYNAMAX
A DIVISION OF FOREST RIVER

DIFFERENT BY DESIGN

2745 Northland Dr. ■ Elkhart IN 46514
888-295-7859 ■ www.dynamaxcorp.com



Learn More

Scan this barcode using a QR Reader on your smart phone to learn more about Forest River.



A Berkshire Hathaway company.



PRE-DELIVERY INSPECTION FACILITY

20,000 square feet of quality assurance. The bare essentials for a premium product. This state-of-the-art facility gives immediate daily feedback to production for quality assurance in every unit built.

24/7 EMERGENCY ROADSIDE ASSISTANCE

For a worry-free ownership experience Forest River includes one

Coach-Net®

RV Technical & Roadside Assistance

year of Coach-Net RV Technical & Roadside Assistance with each RV purchase. Whether new to the RV lifestyle or an experienced RV enthusiast, Forest River owners have 24/7 access to technical, operational and emergency road service coverage throughout the US & Canada. Coach-Net's fast, dependable service is just a phone call away.



www.forestriverfrog.com

CUSTOMER SATISFACTION



www.ForestRiverBuyLocal.com

Your Authorized Isata 3 Dealer

Colton RV
North Tonawanda, NY 14120
(716) 694-0188
(800) 628-4889
www.ColtonRV.com

Colton RV
Orchard Park, NY 14127
(716) 957-3250
(800) 628-4889
www.ColtonRV.com

