



2010 Camping Trailers

DISCOVER A NEW WORLD



P-Series | Y-Series | M-Series | Elite

Palomino

P-Series

Easy is the best word to describe the spirited P-Series. These lightweight, compact units are easy to afford, easy to tow, and easy to enjoy. They're designed with lots of popular features to make your camping trips comfortable and enjoyable. Add quality construction, and you've got a camping trailer that will give you years of long-lasting value.



Model P-2100

P-SERIES STANDARDS & OPTIONS

STANDARDS

- 7' Awning (9' on P-2100)
- B.A.L. Jacks with Sand Pads
- 25 AMP Converter with Battery Charger
- Clothes Bar
- Entrance Door Caddy
- Entry Step
- Exterior 120 Volt GFI Outlet
- Exterior Aluminum Surface
- Filon® Fiberglass One Piece Roof
- Five Piece Tent

- Inside/Outside Stove—2 Burner
- LP Bottle and Cover
- Patio Light
- Roof Air Ready (Roof Supports)
- Side Mounted Roof Vent
- Spare Tire, Bracket and Cover
- Storage Tray (N/A on P-280 and P-2100)
- Torsion Independent Suspension Easy Lube Axle
- 3" Tubular Steel Frame with Powder Coat
- Under Floor Water Tank (18 Gal.)

- Window Curtains and Vented Bed End Curtains

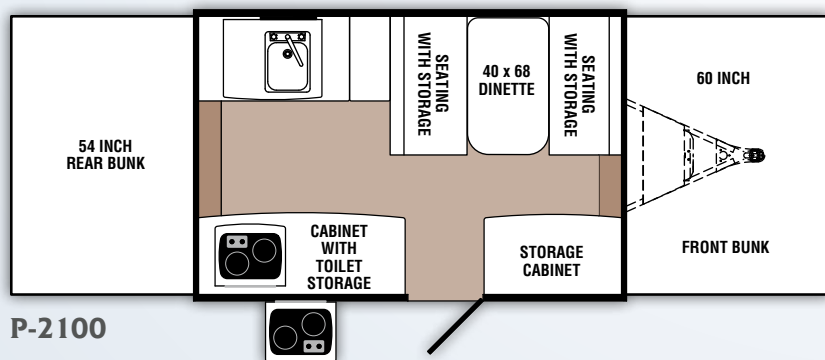
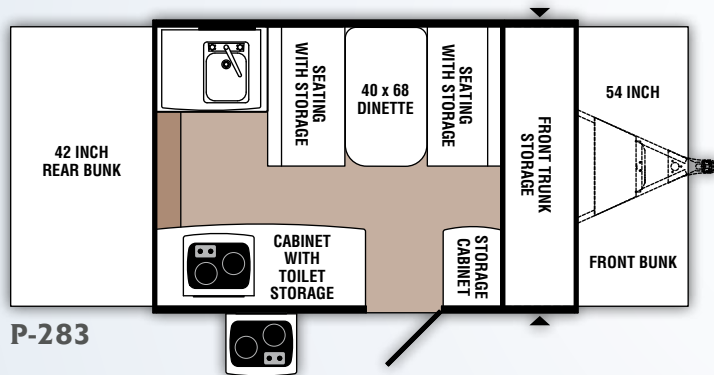
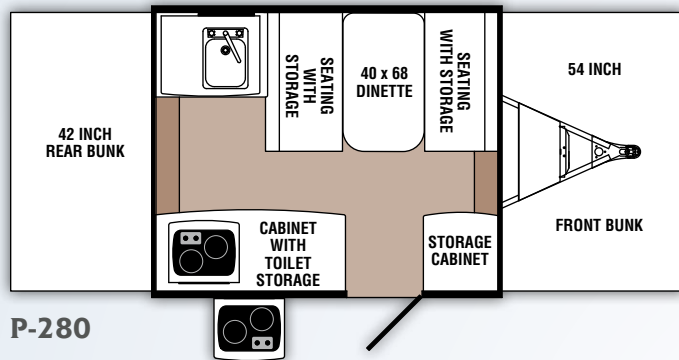
OPTIONS

- 17,000 BTU Suburban Furnace
- Air Conditioning — 13,500 BTU
- Aluminum Wheels
- Battery Box
- Bunk Light with Fan
- Canadian Bottles and Tags
- Create-A-Breeze™ Fan

- Dometic® Refrigerator—3-Way (2 Cu. Ft.)
- Double LP Gas Bottles with Cover
- Electric Brakes
- Electric Lift
- Hanging Pantry
- Outside Gas Grill
- Potti Privacy Drape
- Screen Room with Privacy Flaps



Blue



P-SERIES SPECIFICATIONS	P-280	P-283	P-2100
Travel Length	11' 10"	13' 10"	13' 10"
Travel Width	85"	85"	85"
Travel Height	52"	52"	52"
Interior Open Length	16' 8"	16' 8"	20' 2"
Interior Open Height	6' 7"	6' 7"	6' 7"
Front Sleeping Area	54" x 80"	54" x 80"	60" x 80"
Rear Sleeping Area	42" x 80"	42" x 80"	54" x 80"
Tire Size	12"	12"	12"
Tire Load Range	5 Bolt C	5 Bolt C	5 Bolt C
Hitch Weight - (Approx.) Dry	133 lbs.	175 lbs.	243 lbs.
Axle Weight - (Approx.) Dry	1260 lbs.	1419 lbs.	1394 lbs.
Cargo Capacity - (Approx.) Dry	830 lbs.	671 lbs.	696 lbs.
Total Dry Weight	1393 lbs.	1594 lbs.	1637 lbs.

Be on the go.



Palomino

Y-Series

The Y-Series is designed for active, growing families on the go. Because every family has unique needs, we offer ten different floorplans to please just about everyone including a spacious slide-out model.

Additional options can be added to the long list of standard features to ensure you have the perfect camper for your family. Every unit is fully furnished for comfort, convenience, and fun.

Enjoy the
fun.



Model Y-4102

Y-SERIES INTERIOR



Blue



Y-SERIES STANDARDS & OPTIONS

STANDARDS

- 11' Awning (9' on Y-4100, Y-4101, Y-4102 and Y-4103)
- B.A.L. Jacks with Sand Pads (4)
- Clothes Bar
- 25 AMP Converter with Battery Charger
- Entrance Door Caddy (N/A on Y-4100, Y-4101, Y-4102 and Y-4103)
- Entry Step
- Exterior 120 Volt GFI Outlet
- Exterior Fiberglass Surface
- Filon® Fiberglass One Piece Roof
- Five Piece Tent
- Galley Extension Table
- Hot Water/Outside Shower with Water Filter (Std. on Y-4124 Only)

- Inside/Outside Stove—3 Burner (Inside only on Y-4127)
- Kitchen Faucet with Water Pump
- LP Bottle and Cover
- Patio Light
- Potti Privacy Drape (Std. on Y-4124 Only)
- Roof Air Ready-Pre-Framed 14 x 14
- Spare, Tire, Bracket and Cover
- Storage Tray (N/A on Y-4100, Y-4101, Y-4120, Y-4124 and Y-4125)
- Torsion Independent Suspension Easy Lube Axle
- 3" Tubular Steel Frame with Powder Coat (Y-4100 and Y-4101 Only)
- 4" Tubular Steel Frame with E-Coat Paint (N/A on Y-4100 and Y-4101)

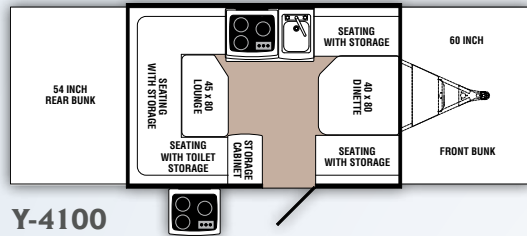
- Under Floor Water Tank
- Window Curtains and Vented Bed End Curtains

OPTIONS

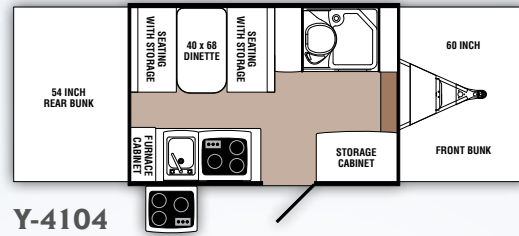
- 17,000 BTU Suburban Furnace
- Air Conditioning—13,500 BTU
- Aluminum Wheels
- AM/FM CD Player
- Battery Box
- Bunk Light with Fan
- Canadian Bottles and Tags

- Create-A-Breeze™ Fan (Mandatory Option)
- Dometic® Refrigerator—3-Way (2 Cu. Ft.)
- Double LP Gas Bottles with Cover
- Electric Brakes
- Electric Lift
- Hanging Pantry
- Hanging Wardrobe (N/A on Y-4100 and Y-4102)
- Hot Water/Outside Shower with Water Filter (Std. on Y-4124)
- Outside Gas Grill
- Potti Privacy Drape (Std. on Y-4124)
- Screen Room with Privacy Flaps

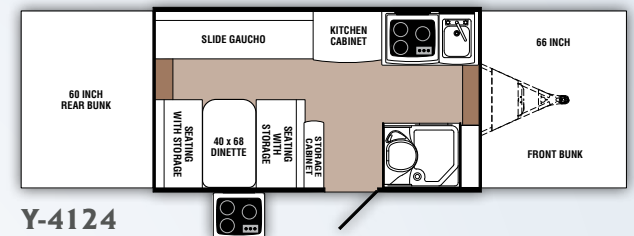
Y-SERIES SPECIFICATIONS	Y-4100	Y-4101	Y-4102	Y-4103	Y-4104	Y-4120	Y-4123	Y-4124	Y-4125	Y-4127
Travel Length	13' 10"	13' 10"	15' 10"	15' 10"	13' 10"	15' 10"	17' 10"	15' 10"	15' 10"	17' 10"
Travel Width	85"	85"	85"	85"	85"	85"	85"	85"	85"	85"
Travel Height	52"	52"	56"	56"	52"	56"	56"	56"	56"	56"
Interior Open Length	20' 2"	20' 2"	20' 2"	20' 2"	20' 2"	23' 10"	23' 10"	23' 10"	23' 10"	23' 10"
Interior Open Height	6' 7"	6' 7"	6' 7"	6' 7"	6' 7"	6' 7"	6' 7"	6' 7"	6' 7"	6' 7"
Front Sleeping Area	60" x 80"	60" x 80"	60" x 80"	60" x 80"	60" x 80"	66" x 80"	66" x 80"	66" x 80"	66" x 80"	66" x 80"
Rear Sleeping Area	54" x 80"	54" x 80"	54" x 80"	54" x 80"	54" x 80"	60" x 80"	60" x 80"	60" x 80"	60" x 80"	60" x 80"
Tire Size	12"	12"	13"	13"	12"	13"	13"	13"	13"	13"
Tire Load Range	5 Bolt C	5 Bolt C	5 Bolt D	5 Bolt D	5 Bolt C	5 Bolt D	5 Bolt D	5 Bolt D	5 Bolt D	5 Bolt D
Hitch Weight - (Approx.) Dry	325 lbs.	253 lbs.	152 lbs.	159 lbs.	250 lbs.	199 lbs.	249 lbs.	219 lbs.	188 lbs.	232 lbs.
Axle Weight - (Approx.) Dry	1476 lbs.	1407 lbs.	1801 lbs.	1663 lbs.	1540 lbs.	1851 lbs.	1804 lbs.	1892 lbs.	1797 lbs.	2172 lbs.
Cargo Capacity - (Approx.) Dry	449 lbs.	517 lbs.	1046 lbs.	1177 lbs.	452 lbs.	949 lbs.	946 lbs.	888 lbs.	1014 lbs.	1148 lbs.
Total Dry Weight	1801 lbs.	1660 lbs.	1953 lbs.	1822 lbs.	1790 lbs.	2050 lbs.	2053 lbs.	2111 lbs.	1985 lbs.	2404 lbs.



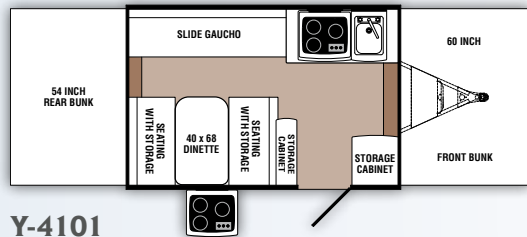
Y-4100



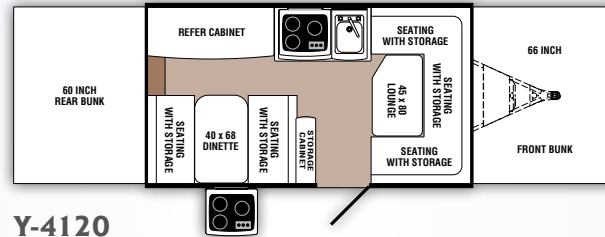
Y-4104



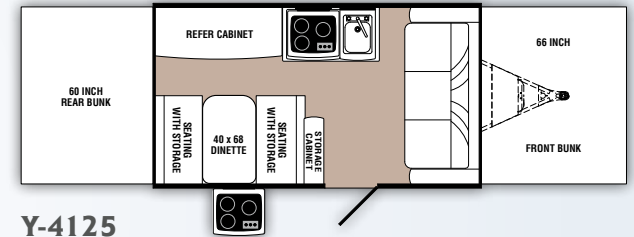
Y-4124



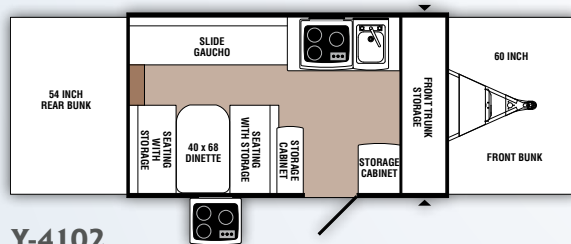
Y-4101



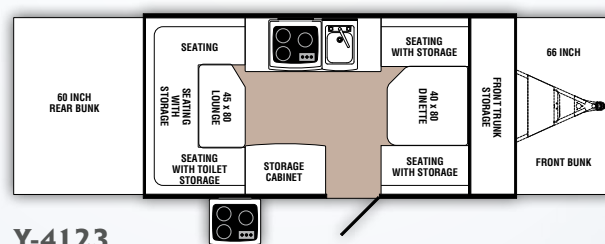
Y-4120



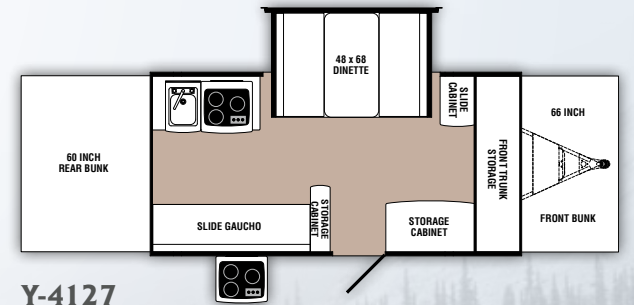
Y-4125



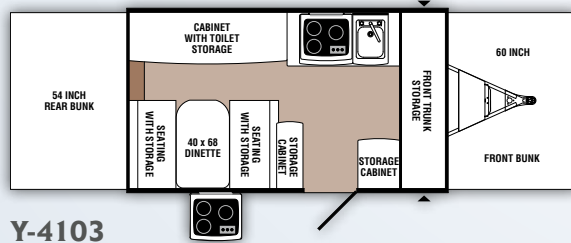
Y-4102



Y-4123



Y-4127



Y-4103



OVER 40 YEARS OF EXPERIENCE

CONSTRUCTION FEATURES

1. One-piece fiberglass roof with awning standard on all models. Roof comes standard with A/C ready framing. A/C option on all tent campers.
2. Create-A-Breeze™ fan standard on Y-Series, M-Series, Banshee and Elite models.
3. Powder coated rafter poles and bed bows for a cleaner look.
4. 4" quilted top mattresses
5. Full perimeter aluminum bed frame with plywood bunk ends.
6. Double-wide lifter posts standard on all models (except P-Series)
7. Powder coated and e-coated tubular steel frames with 23 gallon under floor water tanks — 18 gallon on 8 ft. and 10 ft. frames.
8. Independent torsion axle suspension with easy lube hubs.
9. Exterior mounted 120 volt GFI outlet, outside patio light and exterior range /grill bar.
10. One-piece anodized aluminum extrusion wall caps.
11. Vacuum bonded fiberglass sidewalls (except P-Series)
12. 5-piece Vinylon tenting system with child safety flaps and full perimeter rain flaps standard on all models.



BRINGS YOU SUPERIOR DESIGN



Palomino

M-Series

Get ready for adventure with these M-Series folding campers. They come in four popular floorplans including two slide-out models that offer enhanced living space. Whichever model you choose, you get a great family camper that's loaded with convenient features. The M-Series is easy to set-up and fold-down, so the fun starts sooner and you can be off on your next adventure in a jiffy.



Model M-6149

M-SERIES STANDARDS & OPTIONS

STANDARDS

- 3-Burner Cook Top
- 13' Awning (11' on M-6128)
- B.A.L. Jacks with Sand Pads (4)
- Bunk Light with Fan (One)
- Cable Ready
- Clothes Bar
- 25 AMP Converter with Battery Charger
- Electric Brakes
- Entry Step
- Exterior 120 Volt GFI Outlet
- Exterior Fiberglass Surface
- Filon® Fiberglass One Piece Roof
- Five Piece Tent
- Galley Extension Table
- Hot Water/Outside Shower (Opt. on M-6147)
- Kitchen Faucet with Water Pump
- LP Bottle and Cover
- Outside Gas Grill
- Patio Light
- Potti Privacy Drape (Opt. on M-6147)
- Roof Air Ready
- Spare Tire, Bracket and Cover
- Storage Tray
- Torsion Independent Suspension Easy Lube Axle

- 4" Tubular Steel Frame with E-Coat Paint
- Under Floor Water Tank (23 Gal.)
- Water Filter
- Window Curtains and Vented Bed End Curtains

OPTIONS

- 17,000 BTU Suburban Furnace
- Air Conditioning—13,500 BTU
- Aluminum Wheels
- AM/FM CD Player
- Battery Box
- Canadian Bottles and Tags

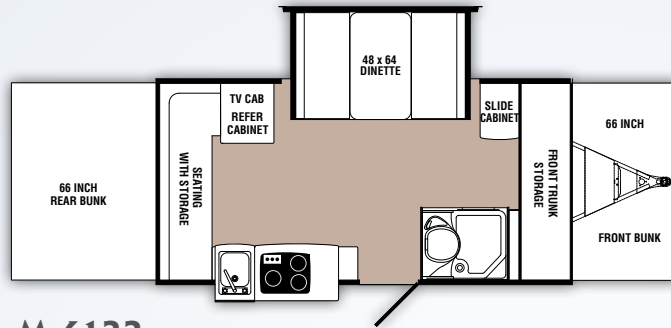
- Create-A-Breeze™ Fan (Mandatory Option)
- Dometic® Refrigerator—3-Way (2 Cu. Ft.)
- Double LP Gas Bottles with Cover
- Electric Lift
- Hanging Pantry
- Hanging Wardrobe (N/A on M-6147 and M-6149)
- Hot Water/Outside Shower (Std. on M-6128 and M-6149)
- Potti Privacy Drape (Std. on M-6128 and M-6149)
- Screen Room with Privacy Flaps



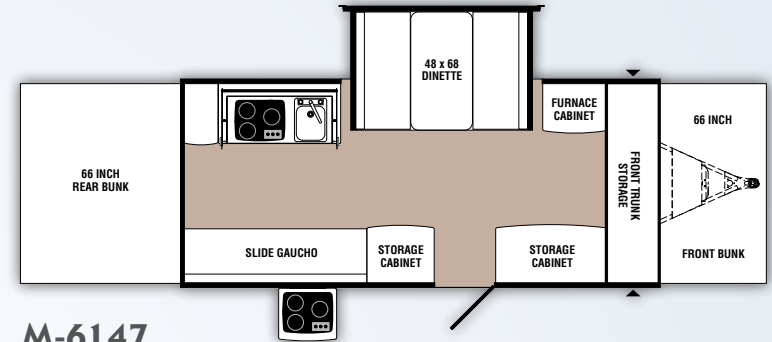
Blue



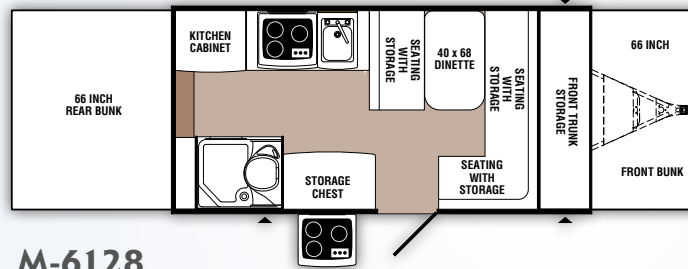
The M-6149 and M-6128 bathroom for all around convenience.



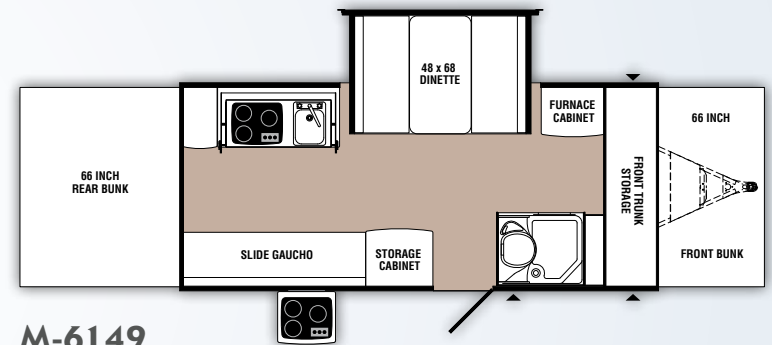
M-6122



M-6147



M-6128



M-6149

Ready for
adventure.



M-SERIES SPECIFICATIONS	M-6122	M-6128	M-6147	M-6149
Travel Length	TBD	17' 10"	19' 10"	19' 10"
Travel Width	TBD	85"	85"	85"
Travel Height	TBD	56"	56"	56"
Interior Open Length	TBD	23' 10"	25' 4"	25' 4"
Interior Open Height	TBD	6' 7"	6' 7"	6' 7"
Front Sleeping Area	TBD	66" x 80"	66" x 80"	66" x 80"
Rear Sleeping Area	TBD	66" x 80"	66" x 80"	66" x 80"
Tire Size	TBD	13"	13"	13"
Tire Load Range	TBD	5 Bolt D	5 Bolt D	5 Bolt D
Hitch Weight - (Approx.) Dry	TBD	192 lbs.	314 lbs.	303 lbs.
Axle Weight - (Approx.) Dry	TBD	2040 lbs.	2160 lbs.	2406 lbs.
Cargo Capacity - (Approx.) Dry	TBD	1280 lbs.	1172 lbs.	914 lbs.
Total Dry Weight	TBD	2232 lbs.	2474 lbs.	2709 lbs.

PALOMINO *Elite*

Palomino's Elite camping trailer offers you a new level of camping comfort. Its higher fiberglass exterior sidewalls and one-piece roof give you the attractive styling and secure feel of a travel trailer, but in an easy-to-tow, ready-to-go unit. The roomy interior is furnished with great features like a fully equipped kitchen, bath facilities, increased storage, and many other amenities.



Model E-9149

ELITE STANDARDS & OPTIONS

STANDARDS

- 17,000 BTU Suburban Furnace
- 6-Gal. Gray Water Tank
- AM/FM CD Player
- 13' Awning
- B.A.L. Jacks with Sand Pads (4)
- Battery Box
- Bunk Light with Fan (2)
- Clothes Bar
- 25 AMP Converter with Battery Charger
- Dometic® Refrigerator—3-Way (3 Cu. Ft.)

- Double LP Gas Bottles with Cover
- Electric Brakes
- Electric Water Pump
- Entry Step (2-Step)
- Exterior 120 Volt GFI Outlet
- Exterior Fiberglass Surface
- Five Piece Tent
- Hot Water/Outside Shower
- Microwave
- One-Piece Screen Door
- Outside Gas Grill
- Patio Light
- Roof Air Ready

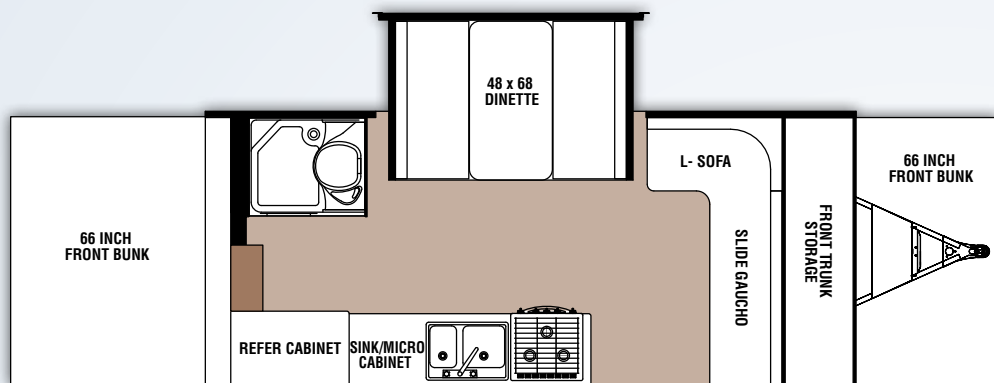
- Spare Tire, Bracket and Cover
- Stainless Steel Package
- Storage Tray
- Three Burner Stove with Oven
- Torsion Independent Suspension Easy Lube Axle
- 4" Tubular Steel Frame with Powder Coat
- Under Floor Water Tank (23 Gal.)
- 6 Gal. Water Heater
- Water Purifier
- Window Curtains and Vented Bed End Curtains

OPTIONS

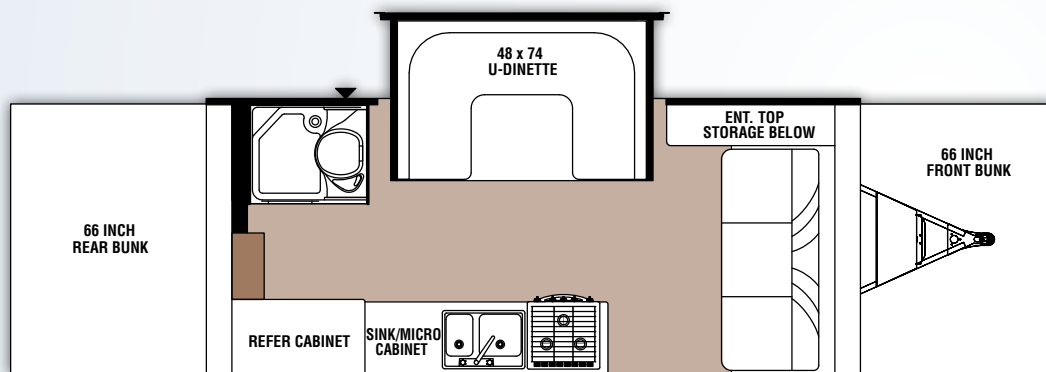
- Air Conditioning—13,500 BTU
- Create-A-Breeze™ Fan (Mandatory Option)
- Electric Lift
- Hanging Pantry
- Hanging Wardrobe
- Screen Room with Privacy Flaps



Marble



E-9149



E-9160

ELITE SPECIFICATIONS	E-9149	E-9160
Travel Length	19' 10"	TBD
Travel Width	85"	TBD
Travel Height	69½"	TBD
Interior Open Length	23' 4"	TBD
Interior Open Height	88"	TBD
Front Sleeping Area	66" x 80"	TBD
Rear Sleeping Area	66" x 80"	TBD
Tire Size	14"	TBD
Tire Load Range	5 Bolt C	TBD
Hitch Weight - (Approx.) Dry	265 lbs.	TBD
Axle Weight - (Approx.) Dry	2763 lbs.	TBD
Cargo Capacity - (Approx.) Dry	480 lbs.	TBD
Total Dry Weight	3028 lbs.	TBD

Explore the
rugged country.







Palomino offers you a better return on your investment with more features and higher quality. Compare Palomino to other tent campers on the market and you'll agree that Palomino is an outstanding value that other brands simply can't match. From safety features to amenities, Palomino leads the pack in quality and value.

DARE TO COMPARE CHECK LIST

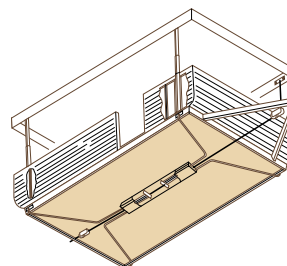
Palomino Tent Camper Standards

	PALOMINO	COMPETITION
Built-in Child Safety Flap On Bunk Ends	✓	
Demand Water System On All Models	✓	
All Front Storage Models Have A Sliding Tray	✓	
One-Piece Fiberglass Roof With Factory Air Conditioner Reinforcing On All Models	✓	
Water Purifier On All Models With Hot Water And All Mustang And Elite Series	✓	
Create-A-Breeze™ Fan Available	✓	
Laminated Fiberglass Construction (Except P-Series)	✓	
Four B.A.L. Jacks with Sand Pads (Except P-280)	✓	
Torsion Flex Independent Suspension With Easy Lube Hubs	✓	
Double Arm Goshen Lifter System With Lifetime Warranty (Except P-Series)	✓	
A&E Awning Standard On All Models	✓	
Electric Lift Available	✓	
17,000 BTU Furnace Available	✓	
3-Way Dometic® Refrigerator Available	✓	

'10 Palomino | Camping Trailer Features and Options



CRANK-UP LIFT SYSTEM



- The drive system is enclosed for protection from weather and road conditions.
- The underneath location of the system allows for easy inspection and maintenance. Grease zerks are located top and bottom of the main tube to allow yearly maintenance.
- A single cable capable of 3,200 lbs. tensile strength rotates around the rear cable pulley and pushes the four flexible steel push rods up the lifter posts.
- Flexible steel push rods.
- Three stage plated lift post.

1. Secure double wide lift posts (N/A P-Series)
2. An optional 10 bladed, 3 speed Create-A-Breeze™ Fantastic Vent
3. Optional outside grill and work table
4. Standard inside/outside stove
5. Built-in entrance door parts caddy (P-Series only)
6. Optional outside shower with hot and cold water
7. Sliding A.B.S. storage tray for easy access.
8. Exclusive three flap tent assembly system with built-in child safety flap
9. Optional screen room
10. Roomy low step slide system for easy access and increased head room
11. Retractable clothes rod and bunk light with fan

PALOMINO RV ENCOURAGES YOU TO BUY LOCALLY

Palomino RV strongly encourages our retail customers to purchase from their local dealership whenever possible due to the following factors:

- Our Dealers are, as a rule, independently owned and operated businesses. Outside of those customers they personally sold products to, they are not contractually obligated to perform warranty service on Palomino products that were purchased elsewhere. There may be an occasion that you would be required to return to the point of purchase to satisfy warranty requirements.
- Although many dealerships will eventually service products not purchased at their place of business, they will usually take care of their customers and other Palomino customers who are traveling away from their local dealer as they would their own.
- Local purchases allow a customer to establish a relationship with a dealer close to home. This relationship provides the customer with a convenient location for service and support from a "home town" professional.

- The opportunity for a thorough PDI (Pre-Delivery Inspection) and product orientation is an additional benefit of buying from your local dealer, further providing the opportunity for refresher courses or the ability to get questions answered much more conveniently.
- For our Canadian customers, there are also requirements which must be met to bring an RV purchased out of the country to their home. Although not insurmountable, these requirements may involve such things as additional inspections and certifications, taxes and fees. Your local Canadian Dealer is a professional at meeting these requirements.

Palomino RV's goal is for all RV Owners to fully enjoy their RV experience. In light of this goal, and considering the advantages of buying local, we encourage you to be thorough when determining what product to purchase and which dealer to purchase it from as both are key to your ultimate satisfaction and the realization of your dreams.



Discover a new world.



Free Emergency
Roadside
Assistance Service
Administered by
Coach-Net®. Ask
your dealer for
more information.

Palomino RV

1047 East M-86 • Colon, MI 49040
Phone: (269) 432-3271 • Fax: (269) 432-2516
www.palominorv.com

All illustrations and specifications contained in this literature are based on the latest product information at time of publication. Palomino RV reserves the right to make changes in prices, colors, materials, equipment and specifications and to discontinue models at anytime without notice or obligation and assumes no responsibility for any error in this literature.

Palomino camping trailers are designed to meet the varied needs of the customer. It is the responsibility of the owner to select the proper load combination for their individual needs without exceeding the listed axle weight capacities.

Dealer

Colton RV & Marine
3122 Niagara Falls Blvd
North Tonawanda, NY 14120
(716) 694-0188
www.ColtonRV.com

Colton RV & Marine
3443 Southwestern Blvd.
Orchard Park, NY 14127
(716) 957-3250
www.Coltonrv.com