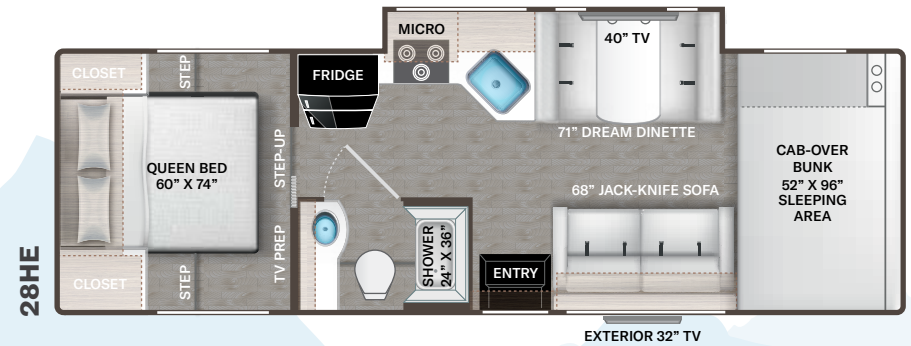
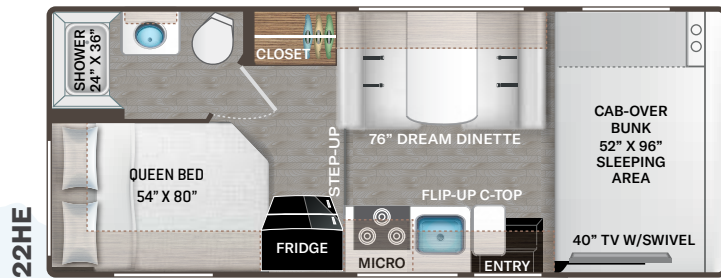
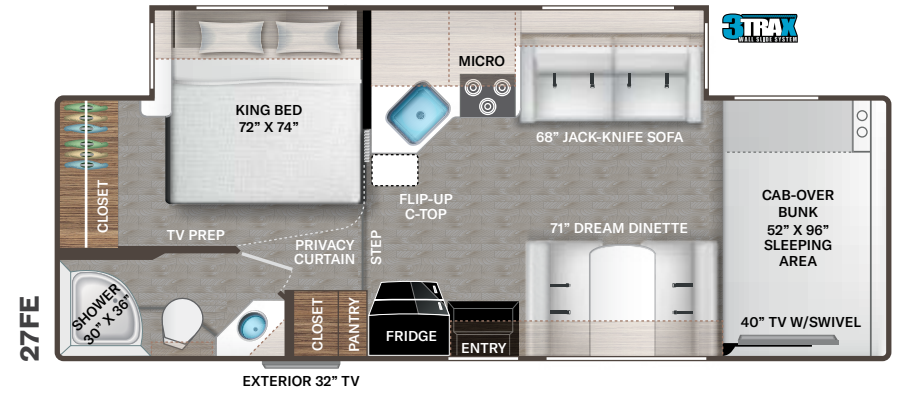
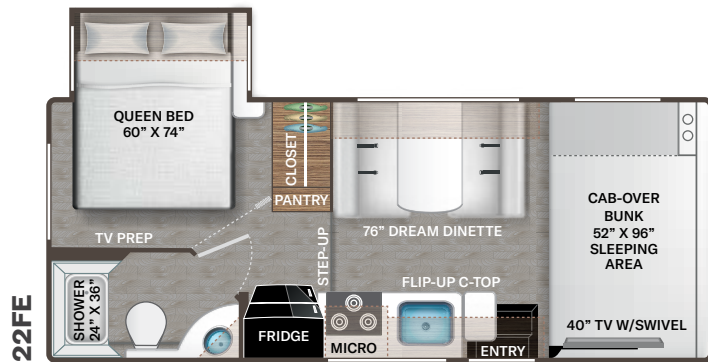
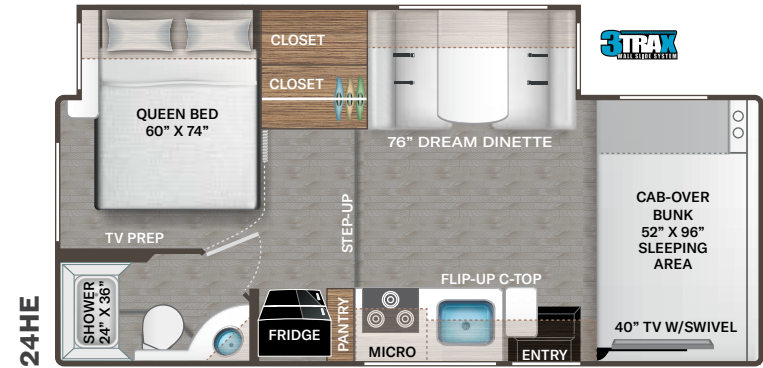



STANDARD GRAPHICS



FREEDOM ELITE®

IVORY COAST



FLOORING



Featured Highlights

CONSTRUCTION & EXTERIOR

- Ford® E-Series Chassis - 7.3L V8, 325HP & 450 lb-ft Torque - w/TPM's
- Premium One-Piece Crossflex™ Roofing
- One-Piece Fiberglass Front Cap
- Slick White Fiberglass Exterior with Graphics Package
- Electric Stabilizing System (24HE & 27FE)
- Flush Mount Radius Compartment Doors
- Lighted Rotocast Storage Compartments
- MEGA-Storage™ Compartment
- Portable Folding Table (28HE)
- Power Patio Awning with Integrated LED Lighting
- Slideout Room Topper Awnings (N/A 22HE)
- Roof Ladder
- Drop-Down Stairwell Entry Step with Accent Light Under Step
- Black Framed Windows
- 8,000-lb. Trailer Hitch

CONSTRUCTION & EXTERIOR OPTION

- Chevrolet® Dually Chassis with 6.6L V8, 401HP & 464 lb-ft Torque (22FE, 22HE & 24HE)

AUTOMOTIVE & COCKPIT

- 7" Touchscreen Dash Radio, Apple CarPlay™, Android Audio® with Back-Up Monitor
- SiriusXM® Tuner & Antenna
- Steering Wheel Audio & Camera Controls on Ford® E-Series Chassis Only
- Deluxe Exterior Mirrors
- Power Windows & Door Locks
- Keyless Entry System (27FE & 28HE)
- Tilt Steering Wheel

- Cruise Control
- Map Light
- Emergency Engine Start Switch
- Windshield Privacy Curtain
- Molded Automotive Cockpit Headliner
- Aluminum Running Boards
- Valve Stem Extenders (27FE & 28HE)
- Stainless Steel Wheel Liners
- LED Taillights

INTERIOR

- Rubber Tread Entry Steps with Lighted Step Well
- Residential Vinyl Flooring
- 84" Interior Ceiling Height
- Hard Vinyl Ceiling
- LED Lighting
- Ceiling Ducted Air Conditioning System (24HE, 27FE & 28HE)
- Cab-Over Sleeping Area with Cup Holders and Telescoping Bunk Ladder
- Ivory Coast Flat Panel Cabinet Doors with Black Hardware & Faucets
- Window Privacy Shades
- Dream Dinette® Booth
- Single Child Safety Tether in Dream Dinette® Booth
- Wireless Phone Charger with USB Charging Port on Dinette Table Top
- Leatherette Jack-Knife Sofa (27FE & 28HE)

KITCHEN

- Double Door Refrigerator
- Recessed 3-Burner Gas Cooktop/Oven with Glass Cover
- Range Hood with Task Lighting Above Cooktop

- Metal Pan Drawer Front(s) Matching Cooktop Below Cooktop
- Microwave Oven
- Pressed Laminate Countertops Throughout
- Flip-Up Countertop Extension (N/A 28HE)
- Pop-Up Countertop Outlet & Charging Center for Electronics (27FE & 28HE)
- Pantry (24HE & 27FE)
- Kitchen Waste Basket
- Large Single Bowl Stainless Steel Sink and Single Handle Faucet with Pull-Down Sprayer
- Kitchen Countertop LED Accent Lighting
- 12-volt Ceiling Vent with Under Cabinet Switch

BEDROOM & BATHROOM

- King Size Bed (27FE)
- Queen Size Bed (22HE, 22FE, 24HE & 28HE)
- Bedsprad & Pillow Shams
- Bedroom USB Charging Center for Electronics
- Bedroom 12-volt Outlet for CPAP Machine
- Foot Flush Toilet
- Stainless Steel Bathroom Sink
- Robe/Towel Hooks in Bathroom
- Shower with Curtain (22FE & 22HE)
- Shower with Curved Anti-Microbial Curtain (24HE & 28HE)
- Shower with Glass Door (27FE)
- Showermiser® Hot Water Recycling System
- Skylight in Shower
- 12-volt Ceiling Vent in Bath with Under Cabinet Switch

ENTERTAINMENT

- 40" TV on Manual Swivel in Cab-Over (22FE, 22HE, 24HE & 27FE)

- 40" TV in Living Area (28HE)
- Bedroom TV Prep with HDMI Cable (22FE, 24HE, 27FE & 28HE)
- HDMI Video Distribution Box (22FE, 24HE, 27FE & 28HE)
- Digital TV Antenna & Cable TV Ready
- Satellite Mounting Backer in Roof
- Wall Cubby with Net & USB Charging Port
- Exterior 32" TV on Swivel Bracket with Bluetooth® Built-in Sound Bar & Radio (27FE & 28HE)

ELECTRICAL & PLUMBING

- Gas Generator
- 30-amp Shoreline Power Cord
- Automatic Transfer Switch with Power Protection
- Automatic Shoreline-to-Generator Transfer Switch
- Single Roof Air Conditioner
- 12-volt Auxiliary House Battery
- Battery Disconnect Switch
- Battery Tray for Four (4) Batteries
- Solar Prep - Includes Solar Controller
- Exterior LP Connection (27FE & 28HE)
- Exterior Water Spray Port (28HE)
- 6-gallon DSI Gas/Electric Water Heater
- Water Heater Bypass System
- 1" Fresh Water Tank Drain
- 360° Siphon® RV Holding Tank Vent Cap
- Black Tank Flush System
- Systems Control Center

Colton RV & Marine
3122 Niagara Falls Blvd.
North Tonawanda, NY 14120
(716) 694-0188
www.ColtonRV.com

For a complete listing of available features, visit freedom-motorhomes.com.

Use your phone's camera to find out more information.

Just scan the code!



Colton RV
489 Bushkill Plaza LN #9665
Wind Gap, PA 18091
(610) 863-5239
www.ColtonRV.com

	22FE	22HE	24HE	27FE	28HE
Chassis	Ford / Chevy	Ford / Chevy	Ford / Chevy	Ford	Ford
Gross Vehicle (GVWR)	12,500 / 12,300	12,500 / 12,300	12,500 / 14,500	14,500	14,500
Gross Combined (GCWR)	18,500 / 16,000	18,500 / 16,000	18,500 / 22,000	22,000	22,000
Wheel Base	158" / 159"	158" / 159"	168" / 169"	209"	212"
Exterior Length (w/o ladder)	24'-1" / 24'-7"	24'-1" / 24'-7"	25'-2" / 25'-8"	29'-1"	30'-0"
Exterior Height (w/AC)	11'	11'	11'-2"	11'-2"	11'
Exterior Width (w/o mirrors)	99"	99"	99"	99"	99"
Interior Height (living area)	84"	84"	84"	84"	84"
Awning Size	15'	15'	16'	20'	14'
Fuel (gal)	55 / 57	55 / 57	55 / 57	55	55
LPG (lbs)	40.9	40.9	40.9	40.9	40.9
Fresh/Waste/Gray Water (gal)	40 / 29 / 25	40 / 24.5 / 37	40 / 34.5 / 37	40 / 34.5 / 37	40 / 26 / 32
Water Heater (gal)	6	6	6	6	6
Furnace (BTUs)	19,000	19,000	30,000	30,000	30,000
Exterior Storage Capacity (cu. ft.)	30.9	50.3	39	55.5	99.9
Hitch Weight Rating (lbs)	8,000	8,000	8,000	8,000	8,000

IMPORTANT-PLEASE READ: This brochure reflects product design, fabrication, material, components and specifications at the date of printing, which date is disclosed below. Please visit us online at ThorMotorCoach.com or consult with your selling dealership for the latest in standards, options, specification and technical information. Photographs in the brochure may depict optional equipment or may only be available in certain floor plans. Components, appliances and the chassis may have been manufactured in a calendar year before the vehicle's designated model year. All capacities are approximate. The actual length of the vehicle may differ from that indicated in the brochure due to variances in the manufacturing processes and/or installed components. All dry weights are based on standard model features and do not include optional features or equipment. Component part and appliance manufacturers issue limited warranties covering portions of the vehicle not covered under the limited warranty we issue. Copyright Thor Motor Coach, Inc. © MY 04/01/2022

freedom-motorhomes.com