

Colton RV & Marine
3122 Niagara Falls Blvd
North Tonawanda, NY 14120
(716) 694-0188
www.ColtonRV.com

Colton RV & Marine
3443 Southwestern Blvd.
Orchard Park, NY 14127
(716) 957-3250
www.Coltonrv.com



2024 MIDWEST
2024 NORTHWEST
2023 SOUTHWEST

WILDWOOD XLT Forest River



171RBXL HITCH: 521 UVW: 3,836 LBS LENGTH: 22'8"



19DBXL HITCH: 520 UVW: 4,483 LBS LENGTH: 24'8"



24RLXL HITCH: 550 UVW: 5,063 LBS LENGTH: 28'11"



24VIEW HITCH: 640 UVW: 6,158 LBS LENGTH: 29'11"



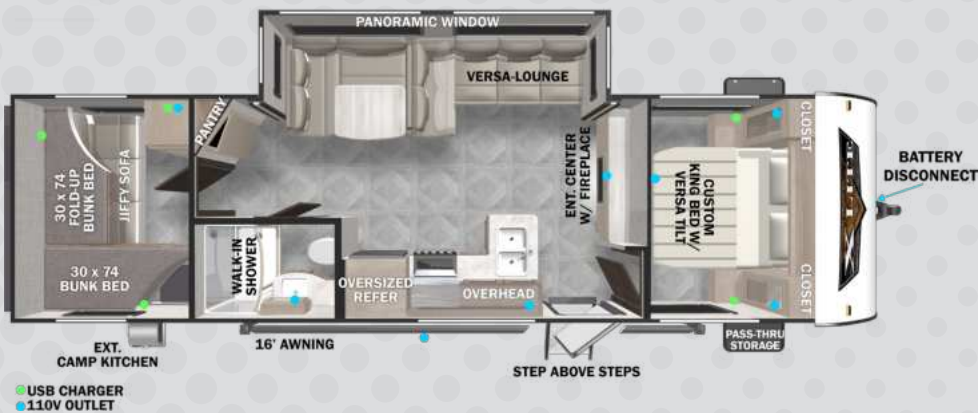
240BHXL HITCH: 570 UVW: 5,343 LBS LENGTH: 28'10"



261BHXL HITCH: 450 UVW: 4,818 LBS LENGTH: 28'8"



263BHXL HITCH: 682 UVW: 5,854 LBS LENGTH: 31'9"



273QBXL HITCH: 752 UVW: 6,028 LBS LENGTH: 33'5"



28VBXL HITCH: 790 UVW: 6,208 LBS LENGTH: 33'2"

FIND ALL OF THE DETAILS
 SPECIFICATIONS, VIDEOS AND MORE
 BY SCANNING THE QR CODE
 WITH YOUR DEVICE OR VISIT
WWW.FORESTRIVERINC.COM/WILDWOOD

MEET YOUR WILDWOOD X LITE DEALER

All information contained in this brochure is believed to be accurate at the time of publication. However, during the model year, it may be necessary to make revisions and Forest River, Inc., reserves the right to make all such changes without notice, including prices, colors, materials, equipment and specifications as well as the addition of new models and the discontinuance of models shown in this brochure. Therefore, please consult with your Forest River dealer and confirm the existence of any materials, design or specifications that are material to your purchase decision. © 2023 Wildwood, a Division of Forest River, Inc., a Berkshire Hathaway company. All Rights Reserved.



FOREST RIVER
WILDWOOD





22ERAS

UVW	HITCH	CCC	LENGTH	HEIGHT	CAPACITY (GAL)		
6,196	685	1,489	28' 2"	TBD	40	60	30



22RBS

UVW	HITCH	CCC	LENGTH	HEIGHT	CAPACITY (GAL)		
5,647	771	2,124	27' 0"	11' 2"	61	64	32



25RD

UVW	HITCH	CCC	LENGTH	HEIGHT	CAPACITY (GAL)		
6,704	912	3,295	31' 2"	11' 0"	50	65	40



25RKE

UVW	HITCH	CCC	LENGTH	HEIGHT	CAPACITY (GAL)		
5,978	780	1,802	29' 7"	10' 9"	61	64	32



26BDUB

UVW	HITCH	CCC	LENGTH	HEIGHT	CAPACITY (GAL)		
6,988	824	2,636	33' 9"	11' 2"	61	75	32



29VIEW

UVW	HITCH	CCC	LENGTH	HEIGHT	CAPACITY (GAL)		
8,001	1,010	1,809	34' 10"	11' 4"	40	60	30



210RBXL

UVW	HITCH	CCC	LENGTH	HEIGHT	CAPACITY (GAL)		
4,830	500	2,670	25' 2"	10' 8"	61	42	32



220BHXL

UVW	HITCH	CCC	LENGTH	HEIGHT	CAPACITY (GAL)		
4,691	563	2,872	27' 6"	10' 6"	40	64	28



24RLXL

UVW	HITCH	CCC	LENGTH	HEIGHT	CAPACITY (GAL)		
5,063	550	2,487	28' 11"	10' 5"	40	30	40



24VIEW

UVW	HITCH	CCC	LENGTH	HEIGHT	CAPACITY (GAL)		
6,205	781	2,37	29' 11"	10' 8"	61	64	32



241BHXL

UVW	HITCH	CCC	LENGTH	HEIGHT	CAPACITY (GAL)		
5,520	2,090	610	28' 11"	10' 8"	39	74	32



263BHXL

UVW	HITCH	CCC	LENGTH	HEIGHT	CAPACITY (GAL)		
6,440	768	1,328	32' 1"	10' 8"	61	74	32



273QBX

UVW	HITCH	CCC	LENGTH	HEIGHT	CAPACITY (GAL)		
6,550	752	2,002	33' 8"	10' 8"	61	32	42



28VBXL

UVW	HITCH	CCC	LENGTH	HEIGHT	CAPACITY (GAL)		
6,438	710	2,072	33' 10"	10' 8"	61	32	42



SINGLE AXLE FLOORPLANS



161QK

UVW	HITCH	CCC	LENGTH	HEIGHT	CAPACITY (GAL)		
3,605	559	1,354	23' 6"	10' 2"	39	27	32



175BHL

UVW	HITCH	CCC	LENGTH	HEIGHT	CAPACITY (GAL)		
2,961	340	879	20' 2"	9' 4"	39	27	27



178BHSK

UVW	HITCH	CCC	LENGTH	HEIGHT	CAPACITY (GAL)		
4,116	530	814	22' 11"	10' 8"	39	27	27



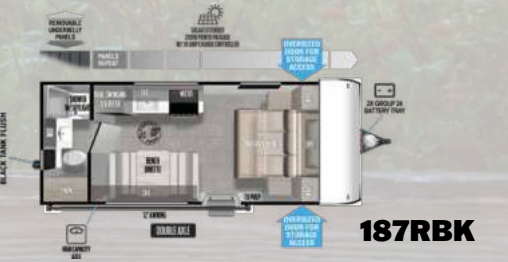
179DBK

UVW	HITCH	CCC	LENGTH	HEIGHT	CAPACITY (GAL)		
3,530	490	1,360	22' 5"	10' 2"	39	27	27



181RT

UVW	HITCH	CCC	LENGTH	HEIGHT	CAPACITY (GAL)		
3,578	530	1,352	21' 8"	10' 2"	39	30	28



187RBK

UVW	HITCH	CCC	LENGTH	HEIGHT	CAPACITY (GAL)		
3,481	387	1,306	22' 10"	10' 2"	39	27	27

DOUBLE AXLE FLOORPLANS



189RSK

UVW	HITCH	CCC	LENGTH	HEIGHT	CAPACITY (GAL)		
4,325	516	3,191	24' 9"	10' 8"	39	27	32



191SS

UVW	HITCH	CCC	LENGTH	HEIGHT	CAPACITY (GAL)		
4,513	490	2,977	24' 9"	10' 8"	39	27	27



TOY HAULERS



211SSXL



251SSXL

UVW	HITCH	CCC	LENGTH	HEIGHT	CAPACITY (GAL)		
5,490	678	2,988	27' 10"	11' 8"	61	32	32

UVW	HITCH	CCC	LENGTH	HEIGHT	CAPACITY (GAL)		
5,714	726	2,812	30' 1"	11' 8"	61	32	32



251SSXL



251SSXL



PRE-DELIVERY INSPECTION FACILITY

20,000 square feet of quality assurance. The bare essentials for a premium product. This state-of-the-art facility gives immediate daily feedback to production for quality assurance in every unit built.

CUSTOMER SATISFACTION



www.ForestRiverBuyLocal.com

Download our Forest River mobile app or visit our dynamic online manual to enhance your ownership experience. These interactive options provide incredible ease and insight into use, maintenance and enjoyment of your Forest River product.

Ranging from "How-To" videos, pictures and illustrations of various components, systems and features, to fully searchable content and downloadable PDFs for individual component owner's manuals, answers are always just a click away. View the online manual at www.forestriverinc.com/OnlineManual or download our FREE app from the App Store or Google Play!



FREE MEMBERSHIP
to Forest River Owners' Group

www.forestriverfrog.com



GVWR (Gross Vehicle Weight Rating) - is the maximum permissible weight of the unit when fully loaded. It includes all weights, inclusive of all fluids, cargo, optional equipment and accessories. For safety and product performance do NOT exceed the GVWR.

GAWR (Gross Axle Weight Rating) - is the maximum permissible weight, including cargo, fluids, optional equipment and accessories that can be safely supported by a combination of all axles.

UVW (Unloaded Vehicle Weight)* - is the typical weight of the unit as manufactured at the factory. It includes all weight at the unit's axle(s) and tongue or pin and LP Gas. The UVW does not include cargo, fresh potable water, additional optional equipment or dealer installed accessories.

CCC (Cargo Carrying Capacity)** - is the amount of weight available for fresh potable water, cargo, additional optional equipment and accessories. CCC is equal to GVWR minus UVW. Available CCC should accommodate fresh potable water (8.3 lbs per gallon). Before filling the fresh water tank, empty black and gray tanks for more cargo capacity.

*Estimated Average based on standard build optional equipment. ** Estimated average based on standard build optional equipment. Values estimated at time of printing.

Each Forest River RV is weighed at the manufacturing facility prior to shipping. A label identifying the unloaded vehicle weight of the actual unit and the cargo carrying capacity is applied to every Forest River RV prior to leaving our facilities. The load capacity of your unit is designated by weight, not by volume, so you cannot necessarily use all available space when loading your unit.

All information contained in this brochure is believed to be accurate at the time of publication. However, during the model year, it may be necessary to make revisions and Forest River, Inc., reserves the right to make all such changes without notice, including prices, colors, materials, equipment and specifications as well as the addition of new models and the discontinuance of models shown in this brochure. Therefore, please consult with your Forest River, Inc., dealer and confirm the existence of any materials, design or specifications that are material to your purchase decision.

©2024 Wildwood, a division of Forest River Inc., a Berkshire Hathaway company.



Learn More
Scan this barcode using a QR Reader on your smart phone to learn more about Forest River.



A Berkshire Hathaway company.

**24/7 EMERGENCY
ROADSIDE ASSISTANCE
WITH VEHICLE PURCHASE***

TOWING	WINCH-OUT
JUMP-STARTS	MOBILE MECHANIC
TIRE CHANGES	TECHNICAL
FLUID DELIVERY	SUPPORT
LOCKOUT SERVICE	DEALER LOCATOR SERVICES

*VALID FOR 1 YEAR FROM DATE OF PURCHASE

FOREST RIVER
WILDWOOD



*NEVER GET SO BUSY MAKING A LIVING...
THAT YOU FORGET TO MAKE A LIFE!*



177BQ



177FQ



178DB



197SS



178BHSK



208RD



228RBK



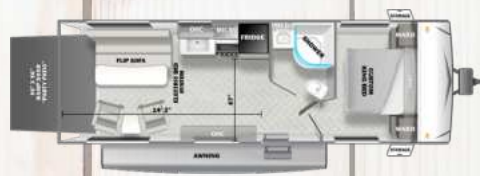
267SS



268BH



211SSXL



251SSXL



241RLXL



242BHXL



254RLXL



261BHXL



263BHXL



271BHXL



273QBXL



282QBXL



23RK



26DBUD



27TDSS



27RE



27RK



29VBUD




30QBSS



32BHDS

FULL LIST OF FEATURES ALONG WITH VIDEOS AND VIRTUAL TOURS ARE AVAILABLE AT WWW.FORESTRIVERINC.COM



	177BQ	177FQ	178BHSK	178DB	197SS	208RD	228RK	267SS	268BH	211SSXL	251SSXL	241RLXL	242BHLX	254RLXL	261BHLX	263BHLX	271BHLX	273QBXL	282QBXL	23RK	26DBUD	27RE	27RK	27DSS	29VBUD	30QBSS	32BHDS	
HITCH WEIGHT	445	430	495	485	495	565	550	655	545	890	835	680	690	685	495	635	775	735	705	664	866	877	836	826	932	859	931	
GVWR	4,845	4,830	5,620	5,585	5,595	7,565	7,550	8,455	7,545	8,890	8,835	7,680	7,690	7,685	7,495	7,635	7,775	7,760	7,705	7,664	9,999	9,999	9,999	9,999	9,999	9,999	9,999	
UVW	3,374	3,334	3,869	4,033	4,113	4,273	4,708	5,280	4,559	5,284	5,721	5,478	6,014	6,063	4,715	5,893	6,353	6,349	6,457	5,910	7,258	8,003	7,154	7,108	7,380	7,221	8,403	
CGC	1,471	1,496	1,026	1,552	1,482	3,292	2,842	3,175	2,986	3,406	2,914	2,202	1,676	1,622	2,780	1,742	1,422	1,386	1,248	1,754	2,741	1,996	2,845	2,891	2,619	2,778	1,596	
EXT LENGTH	22' 8"	22' 8"	22' 11"	24' 0"	24' 2"	25' 10"	26' 3"	31' 0"	28' 10"	27' 5"	29' 5"	28' 8"	28' 10"	30' 11"	28' 4"	31' 8"	32' 10"	33' 1"	32' 10"	28' 8"	33' 1"	34' 1"	33' 6"	32' 4"	36' 6"	34' 2"	36' 4"	
EXT HEIGHT	10' 3"	10' 3"	10' 3"	10' 3"	10' 5"	10' 5"	10' 5"	10' 9"	10' 5"	11' 10"	11' 10"	10' 10"	10' 10"	10' 10"	10' 4"	10' 10"	10' 10"	10' 10"	10' 10"	10' 10"	11' 3"	11' 3"	11' 2"	11' 2"	11' 2"	11' 3"	11' 3"	
EXT WIDTH	84"	84"	96"	96"	84"	96"	96"	84"	96"	96"	96"	96"	96"	96"	96"	96"	96"	96"	96"	96"	96"	96"	96"	96"	96"	96"	96"	96"
FRESH (GAL.)	42	42	40	42	42	42	42	42	42	50	50	50	50	50	50	50	50	50	50	50	50	50	50	50	50	50	50	50
GREY (GAL.)	22	22	30	28	22	30	52	28	28	35	30	35	30	30	30	65	65	35	30	75	75	75	65	75	75	65	58	
BLACK (GAL.)	22	22	30	30	22	22	22	22	30	30	30	30	30	28	23	30	30	30	28	40	40	35	28	40	40	30	30	

FOREST RIVER WILDWOOD

FREE MEMBERSHIP
to Forest River Owners' Group

www.forestriverfrog.com



Learn More
Scan this barcode using
a QR Reader on your
smart phone to learn
more about Forest River.



A Berkshire Hathaway company.

FOREST RIVER INC., 255 S PEPPER AVE RIALTO, CA 92376 | (909) 873-3777
WWW.FORESTRIVERINC.COM/WILDWOOD | WWW.FORESTRIVERACCESSORIES.COM
EFFECTIVE UNITS BUILT AFTER 6/20/2022

CUSTOMER SATISFACTION



www.ForestRiverBuyLocal.com

YOUR WILDWOOD DEALER

SPECIFICATION DEFINITIONS

GVWR (GROSS VEHICLE WEIGHT RATING) - IS THE MAXIMUM PERMISSIBLE WEIGHT OF THE UNIT WHEN FULLY LOADED. IT INCLUDES ALL WEIGHTS, INCLUSIVE OF ALL FLUIDS, CARGO, OPTIONAL EQUIPMENT AND ACCESSORIES. FOR SAFETY AND PRODUCT PERFORMANCE DO NOT EXCEED THE GVWR.

GAWR (GROSS AXLE WEIGHT RATING) - IS THE MAXIMUM PERMISSIBLE WEIGHT, INCLUDING CARGO, FLUIDS, OPTIONAL EQUIPMENT AND ACCESSORIES THAT CAN BE SAFELY SUPPORTED BY A COMBINATION OF ALL AXLES.

UVW (UNLOADED VEHICLE WEIGHT)* - IS THE TYPICAL WEIGHT OF THE UNIT AS MANUFACTURED AT THE FACTORY. IT INCLUDES ALL WEIGHT AT THE UNIT'S AXLE(S) AND TONGUE OR PIN AND LP GAS. THE UVW DOES NOT INCLUDE CARGO, FRESH POTABLE WATER, ADDITIONAL OPTIONAL EQUIPMENT OR DEALER INSTALLED ACCESSORIES.

*ESTIMATED AVERAGE BASED ON STANDARD BUILD OPTIONAL EQUIPMENT.

CCC (CARGO CARRYING CAPACITY)** - IS THE AMOUNT OF WEIGHT AVAILABLE FOR FRESH POTABLE WATER, CARGO, ADDITIONAL OPTIONAL EQUIPMENT AND ACCESSORIES.

CCC IS EQUAL TO GVWR MINUS UVW. AVAILABLE CCC SHOULD ACCOMMODATE FRESH POTABLE WATER (8.3 LBS PER GALLON).

BEFORE FILLING THE FRESH WATER TANK, EMPTY THE BLACK AND GRAY TANKS TO PROVIDE FOR MORE CARGO CAPACITY.

** ESTIMATED AVERAGE BASED ON STANDARD BUILD OPTIONAL EQUIPMENT

EACH FOREST RIVER RV IS WEIGHED AT THE MANUFACTURING FACILITY PRIOR TO SHIPPING. A LABEL IDENTIFYING THE UNLOADED VEHICLE WEIGHT OF THE ACTUAL UNIT AND THE CARGO CARRYING CAPACITY IS APPLIED TO EVERY FOREST RIVER

RV PRIOR TO LEAVING OUR FACILITIES.

THE LOAD CAPACITY OF YOUR UNIT IS DESIGNATED BY WEIGHT, NOT BY VOLUME, SO YOU CANNOT NECESSARILY USE ALL AVAILABLE SPACE WHEN LOADING YOUR UNIT.

ALL INFORMATION CONTAINED IN THIS BROCHURE IS BELIEVED TO BE ACCURATE AT THE TIME OF PUBLICATION. HOWEVER, DURING THE MODEL YEAR, IT MAY BE NECESSARY TO MAKE REVISIONS AND FOREST RIVER, INC., RESERVES THE RIGHT TO MAKE ALL SUCH CHANGES WITHOUT NOTICE, INCLUDING PRICES, COLORS, MATERIALS, EQUIPMENT AND SPECIFICATIONS AS WELL AS THE ADDITION OF NEW MODELS AND THE DISCONTINUANCE OF MODELS SHOWN IN THIS BROCHURE. THEREFORE, PLEASE CONSULT WITH YOUR FOREST RIVER DEALER AND CONFIRM THE EXISTENCE OF ANY MATERIALS, DESIGN OR SPECIFICATIONS THAT ARE MATERIAL TO YOUR PURCHASE DECISION. LITHO. U.S.A. FOR 1420 P/W: 2022.6.20

PHOTO BY: CHRIS LIU