



CRUISER RV

Great American Trailers.



MPG

Memories Per Gallon



For more information and to take a virtual walk-through,
visit www.cruiserrv.com or scan the code.



| Cruiser Connect

- AIR 360 HD antenna with Wi-Fi prep
- 40" LED smart TV with bracket
- Thoughtfully located USB & 110V charging outlets
- Solar ready roof prep w/30amp controller
- Premium Bluetooth® equipped entertainment sound bar*



| Built Lighter To Travel Further

- Industry leading 3X full height cross-members
- Super strong 5/8" plywood flooring
- 5-Sided aluminum framed laminated sidewall construction
- Fully walkable radius roof with ladder prep
- Industry leading 6'11" interior ceiling height

| Luxurious Designed Interiors

- Hardwood cabinetry
- Residential finishes
- Room darkening night shades
- Patent pending king bed with space saving sliding base
- Exclusive store more dinette with easy access*

| Quality Components For Maximum Performance

- 15" Aluminum wheels & tires
- 15K advanced performance cooling system
- Azdel Onboard® composite sidewalls
- Cruiser climate defense heated/enclosed underbelly
- 5-Point electric jack system

*Denotes Some Models

| Traveling Chef's Kitchen

- Exclusive air fryer oven with 3 burner range
- Large two- door 11cu ft. Stainless steel refrigerator
- Seamless countertops
- Max storage – more drawers, doors & cubbies
- Camp kitchens equipped with flat top griddles



1900RB

NEW



Length - 23' 6" | Height - 11' 1"
Dry - 4,766 lbs | GVWR - 7,706 lbs
Cargo - 2,908 lbs | Sleeps - 3-4

2100RB



Length - 25' 11" | Height - 11' 1"
Dry - 5,268 lbs | GVWR - 7,686 lbs
Cargo - 2,386 lbs | Sleeps - 5-6

2200BH

NEW



Length - 23' 11" | Height - 11' 1"
Dry - 4,940 lbs | GVWR - 7,842 lbs
Cargo - 2,370 lbs | Sleeps - 5-6

2500BH



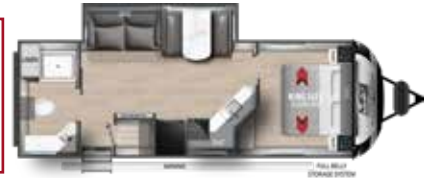
Length - 29' 11" | Height - 11' 1"
Dry - 5,828 lbs | GVWR - 7,832 lbs
Cargo - 1,972 lbs | Sleeps - 7-8

2550RB



Length - 30' 11" | Height - 11' 1"
Dry - 6,062 lbs | GVWR - 7,608 lbs
Cargo - 1,620 lbs | Sleeps - 5-6

2600RB



Length - 31' 11" | Height - 11' 3"
Dry - 6,689 lbs | GVWR - 9,493 lbs
Cargo - 2,772 lbs | Sleeps - 5-6

2700TH



Length - 31' 11" | Height - 11' 3"
Dry - 6,202 lbs | GVWR - 9,632 lbs
Cargo - 3,398 lbs | Sleeps - 5-6

2720BH



Length - 31' 11" | Height - 11' 3"
Dry - 6,198 lbs | GVWR - 9,718 lbs
Cargo - 3,488 lbs | Sleeps - 9+

2780RE



Length - 31' 11" | Height - 11' 3"
Dry - 6,689 lbs | GVWR - 9,493 lbs
Cargo - 2,772 lbs | Sleeps - 5-6

2800QB



Length - 33' 4" | Height - 11' 3"
Dry - 6,544 lbs | GVWR - 9,576 lbs
Cargo - 3,000 lbs | Sleeps - 9+

2860BH



Length - 32' 11" | Height - 11' 3"
Dry - 6,724 lbs | GVWR - 9,600 lbs
Cargo - 2,904 lbs | Sleeps - 7-8

3100BH



Length - 36' 5" | Height - 11' 5"
Dry - 7,373 lbs | GVWR - 9,697 lbs
Cargo - 2,292 lbs | Sleeps - 9+

MPG

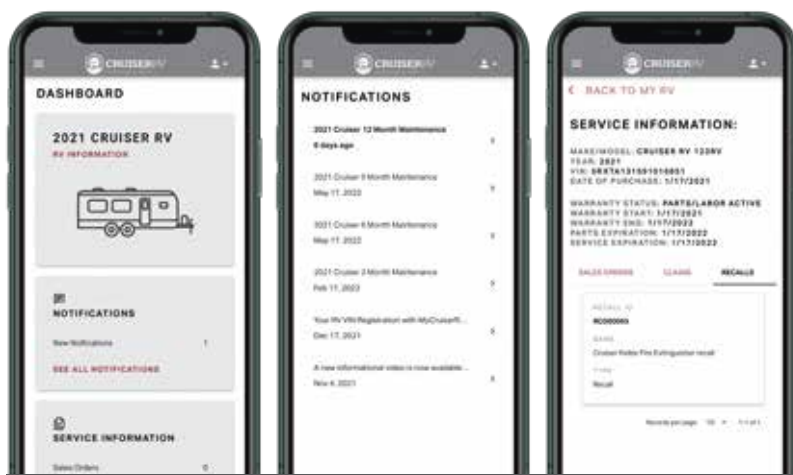




cruiserrv.com

MyCruiserRV

MANAGE YOUR RV




For additional information, scan the code.



Available for your customers to download today.

Our new mobile app, MyCruiser RV, allows Cruiser owners to store their RV information, monitor warranty statuses, and access how-to videos and camping checklists on the go.

Cruiser RV – Industry Leading Tech



Let The Sun Power You

Standard Prep on all units



cruiserrv.com/solar

All Cruiser RVs come standard with SOL – Powered by the Sun prep. With three solar options to choose from, you can have a solar package that supplements your typical energy use, or go for a higher tier that powers your RV when you camp off-grid.



A Single Location for 12V Wiring and Power Reset Breakers

Exclusive to Cruiser, The Vault provides central housing for 12V wiring connections. It allows owners to disconnect 12V power going from your battery to the RV, keeping your battery in the same charge state as when you cut power.

Product information is as accurate as possible as of the date of publication of this brochure. Due to Cruiser RVs commitment to continuous product improvement, floorplans, materials, components, features, measurements, specifications, options, etc. are subject to change at any time without notice or obligation. In certain conditions some additional equipment may be needed. Photos may show optional equipment or props used for photography purposes only. Cruiser RV has listed the approximate base weight of the trailer without the optional equipment included. Optional equipment will impact the weight of the trailer. Please locate the weight sticker attached to the trailer you are considering for the most accurate trailer weight. Tow Vehicle Caution: Owners of Cruiser RVs are solely responsible for the selection and proper use of tow vehicles. All customers should consult with the motor vehicle manufacturer or their dealer concerning the purchase and use of suitable tow vehicles for Cruiser RV products. Cruiser RV disclaims any liability or damages suffered as a result of the selection, operation, use or misuse of a tow vehicle. Cruiser's limited warranty does not cover damage to the recreational vehicle or the tow vehicle as a result of the selection of the tow vehicle. The overall length for a Travel Trailer is defined as the body length of the trailer including hitch, meaning bumper to hitch(pin) It does not include rear ladder of spare tire. Optional pin boxes will affect overall length.

Your Local Cruiser RV Dealer:

Colton RV & Marine
3122 Niagara Falls Blvd
North Tonawanda, NY 14120
(716) 694-0188
www.ColtonRV.com

Colton RV & Marine
3443 Southwestern Blvd.
Orchard Park, NY 14127
(716) 957-3250
www.Coltonrv.com