

TRAVEL TRAILER



Generations of family fun.



JAY FLIGHT



2+3
YEAR YEAR
LIMITED STRUCTURAL
WARRANTY

JAY FLIGHT SLX 7

183RB



183RB shown in Truffle interior design.





145RB



154BH



174BH



183RB



184BS



195RB

LEGEND

- STORAGE
- MICRO MICROWAVE
- OHC OVERHEAD CABINETS
- FRIDGE REFRIGERATOR
- WARD WARDROBE

SPECS

FLOORPLAN	EXTERIOR TRAVEL LENGTH	EXTERIOR WIDTH	EXTERIOR HEIGHT (WITH A/C)	INTERIOR HEIGHT	UNLOADED VEHICLE WEIGHT	DRY HITCH WEIGHT	GVWR	CARGO CARRYING CAPACITY	FRESH WATER CAPACITY (INCLUDES WATER HEATER)	GRAY WASTE WATER CAPACITY	BLACK WASTE WATER CAPACITY	SLEEP CAPACITY
145RB	16' 6"	7' 1"	9' 4"	6' 1"	2,045	220	3,140	735	16	19.9	19.9	3
154BH	17' 10"	7' 1"	9' 4"	6' 1"	2,600	295	3,450	850	26	19.9	19.9	4-6
174BH	21' 6"	7' 1"	9' 5"	6' 1"	2,945	270	3,750	805	26	19.9	19.9	5-8
183RB	21' 0"	7' 1"	9' 5"	6' 1"	3,250	326	4,100	725	26	19.9	19.9	2-4
184BS	21' 6"	7' 1"	9' 7"	6' 1"	3,240	360	4,200	960	26	19.9	19.9	5-8
195RB	21' 8"	7' 1"	9' 5"	6' 1"	2,940	285	3,750	810	26	19.9	19.9	3-4

Some specs at the time of print may include estimates. For the most accurate information, please visit Jayco.com.

Unloaded Vehicle Weight (UVW): Sometimes referred to as "Dry Weight," UVW means the typical weight of the trailer as built at the factory. The UVW, as used in product literature and other promotional materials, does not include cargo, fresh water, propane, options or dealer-installed accessories.

Gross Vehicle Weight Rating (GVWR): GVWR means the maximum permissible weight of the trailer, including the UVW plus personal items, all cargo, fluids, options and dealer-installed accessories. The GVWR is equal to or greater than the sum of the UVW and the CCC.

Cargo Carrying Capacity (CCC): CCC means the maximum weight of personal items, food, fresh water, propane, tools, other cargo and dealer-installed accessories that can be carried by the trailer. CCC is equal to or less than GVWR minus UVW. The addition of options will decrease the CCC.

Hitch Weight (HW): The hitch weight, as used in product literature and other promotional materials, does not include cargo, fresh water, propane gas, options or dealer-installed accessories. The addition of these types of items will either add to or subtract from the stated hitch weight.

It is important for your safety and enjoyment that your tow vehicle be adequately sized and equipped to tow and handle the GVWR of the RV you select. Review weights and rating of your tow vehicle and consult a competent advisor for questions or advice. Whether you are new to RVing or a veteran, get a feel for the performance of your tow vehicle before heading out on the roadways. When you tow an RV, you must drive differently than when you drive a single vehicle. Practice hooking up, driving, backing up and braking in a safe environment or seek out professional instruction. Jayco affixes a weight label to each RV which lists estimated weight information for that vehicle. See specifications chart above.

JAY FLIGHT SLX 8 287BHS



287BHS shown in Clay interior design.



JAY FLIGHT SLX 8 FLOORPLANS



212QB



224BH



OPTION D

235RKS



236TH



OPTION C

237RBS



242BHS



OPTION B

245RLS



264BH



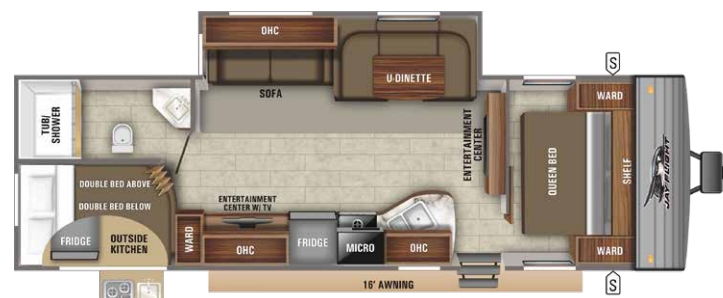
OPTION C

265RLS



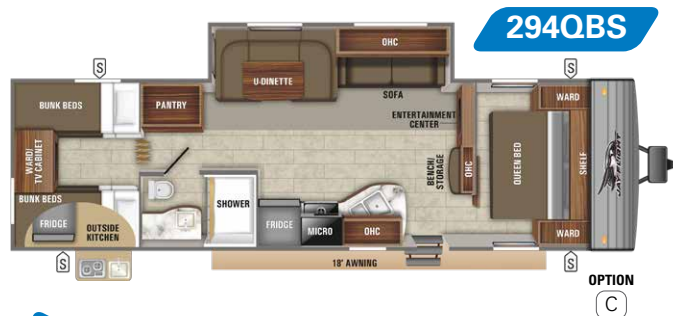
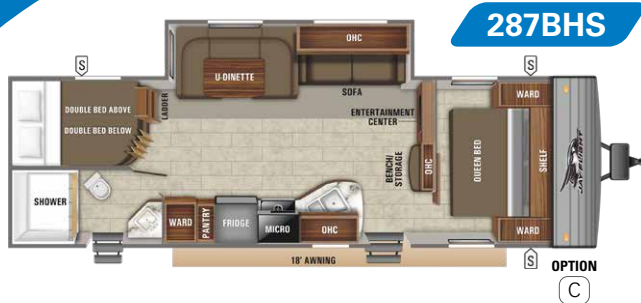
OPTION C

267BHS

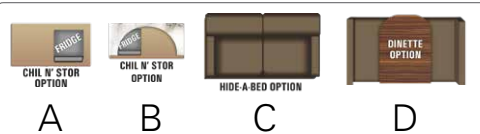


OPTION C

284BHS



OPTIONS



LEGEND



SPECS

FLOORPLAN	EXTERIOR TRAVEL LENGTH	EXTERIOR WIDTH	EXTERIOR HEIGHT (WITH A/C)	INTERIOR HEIGHT	UNLOADED VEHICLE WEIGHT	DRY HITCH WEIGHT	GVWR	CARGO CARRYING CAPACITY	FRESH WATER CAPACITY (INCLUDES WATER HEATER)	GRAY WASTE WATER CAPACITY	BLACK WASTE WATER CAPACITY	SLEEP CAPACITY
212QB	25' 6"	8' 0"	10' 6"	6' 9"	4,236	460	5,500	661	48	39	39	4-5
224BH	26' 11"	8' 0"	10' 4"	6' 9"	4,405	400	5,500	1,095	48	39	39	7-8
235RKS	27' 11"	8' 0"	11' 0"	6' 9"	5,505	550	7,000	1,495	44	78	39	2
236TH	28' 2"	TBD	TBD	TBD	TBD	TBD	TBD	TBD	TBD	TBD	TBD	6
237RBS	26' 8"	8' 0"	11' 1"	6' 9"	5,380	598	6,500	1,120	46	78	39	2
242BHS	29' 2"	8' 0"	10' 11"	6' 9"	5,505	683	7,000	1,495	48	39	39	7-8
245RLS	28' 1"	8' 0"	11' 2"	6' 9"	5,280	555	7,000	1,720	46	39	39	4-5
264BH	29' 3"	8' 0"	10' 5"	6' 9"	4,595	470	6,000	1,905	48	39	39	4-5
265RLS	30' 11"	8' 0"	11' 0"	6' 9"	6,005	710	7,150	370	44	39	39	4-6
267BHS	30' 2"	8' 0"	11' 1"	6' 9"	5,870	665	7,000	1,130	44	39	39	8-10
284BHS	33' 5"	8' 0"	11' 0"	6' 9"	6,245	770	7,500	1,225	44	39	39	8-10
287BHS	33' 5"	8' 0"	11' 0"	6' 9"	6,171	670	7,500	703	44	39	39	8-10
294QBS	35' 5"	8' 0"	11' 2"	6' 9"	6,690	810	8,250	1,560	48	47.5	39	8-14
324BDS	36' 2"	8' 0"	11' 2"	6' 9"	7,663	1,350	9,000	682	46	41	39	8-14

Some specs at the time of print may include estimates. For the most accurate information, please visit Jayco.com.

Unloaded Vehicle Weight (UVW): Sometimes referred to as "Dry Weight," UVW means the typical weight of the trailer as built at the factory. The UVW, as used in product literature and other promotional materials, does not include cargo, fresh water, propane, options or dealer-installed accessories.

Gross Vehicle Weight Rating (GVWR): GVWR means the maximum permissible weight of the trailer, including the UVW plus personal items, all cargo, fluids, options and dealer-installed accessories. The GVWR is equal to or greater than the sum of the UVW and the CCC.

Cargo Carrying Capacity (CCC): CCC means the maximum weight of personal items, food, fresh water, propane, tools, other cargo and dealer-installed accessories that can be carried by the trailer. CCC is equal to or less than GVWR minus UVW. The addition of options will decrease the CCC.

Hitch Weight (HW): The hitch weight, as used in product literature and other promotional materials, does not include cargo, fresh water, propane gas, options or dealer-installed accessories. The addition of these types of items will either add to or subtract from the stated hitch weight.

It is important for your safety and enjoyment that your tow vehicle be adequately sized and equipped to tow and handle the GVWR of the RV you select. Review weights and rating of your tow vehicle and consult a competent advisor for questions or advice. Whether you are new to RVing or a veteran, get a feel for the performance of your tow vehicle before heading out on the roadways. When you tow an RV, you must drive differently than when you drive a single vehicle. Practice hooking up, driving, backing up and braking in a safe environment or seek out professional instruction. Jayco affixes a weight label to each RV which lists estimated weight information for that vehicle. See specifications chart above.

JAY FLIGHT SLX 7 STANDARDS & OPTIONS

STANDARD EXTERIOR EQUIPMENT

Dexter® axles with Nev-R-Adjust® brakes and E-Z Lube® hubs
Cambered, steel box tube frame
Fully-integrated A-frame
Magnum Truss™ Roof System with seamless DiFlex II material
Large exterior downspouts
Front window
30-amp service
20 lb. propane bottle
Exterior cable TV hookup
LED exterior lighting
Dark tinted safety glass privacy windows

STANDARD INTERIOR EQUIPMENT

Solid hardwood cabinet doors
LED interior lighting
Wardrobe/pantry storage
Plastic sink
Seamless solid-surface look kitchen countertops
Brushed nickel faucets
Heavy duty, 75 lb., full extension, steel ball-bearing drawer guides
Wall-mounted 8,000-BTU A/C
Diamondflor® vinyl flooring
Shaw® residential-grade carpet (select models)
Premium multimedia sound system with MP3/iPod input jacks and Bluetooth® connectivity
Digital TV antenna
Residential-height plywood bed platforms
Marine-grade toilet with foot-flush
Shower curtain with curved shower track (select models)
Wood-trimmed mirror in bathroom
Queen Serta® mattress (select models)
300 lb. rated bunk beds (select models)
4 in. thick bunk mats (select models)

CUSTOMER VALUE PACKAGE (MANDATORY)

Goodyear® Endurance tires (made in the U.S.A.)
Quick recovery 6 gal. gas/electric DSI water heater
Bathroom skylight
Front diamond plate
Pleated window shades
Power awning with LED lights & speakers
Range hood
Stabilizer jacks with sand pads (2)

Water heater bypass
Spare tire with cover
2-burner range
3 cu. ft. refrigerator with temperature controls
Microwave oven
Keyed-Alike™ entry and baggage doors

OPTIONS

Customer Value Package (mandatory)
13,500-BTU, roof-mounted A/C
Queen bedspread and pillows (select models)
Fiberglass sidewalls

JAY FLIGHT SLX 8 STANDARDS & OPTIONS

STANDARD EXTERIOR EQUIPMENT

Dexter® axles with Nev-R-Adjust® brakes and E-Z Lube® hubs
Galvanized-steel impact-resistant wheel wells
I-class™ cambered structural steel I-beams
Fully-integrated A-frame
5/8 in. tongue-and-groove plywood floor decking
Magnum Truss™ Roof System with plywood decking and seamless DiFlex II material
Large exterior downspouts
2-sided reflective foil insulation in flush-floor slideout floors
13,500-BTU roof-mounted A/C
30 amp service
Solar prep
20 lb. propane bottles (2)
Spare tire with cover
Pull-out camp kitchen (242BHS, 284BHS, 294QBS)
Backup camera prep
Keyblock exterior TV bracket
LED exterior lighting
Dark tinted safety glass privacy windows
LED reverse taillights

STANDARD INTERIOR EQUIPMENT

81 in. ceiling height
Solid hardwood cabinet doors
LED interior lighting
Wardrobe/pantry storage
Seamless solid-surface look kitchen countertops
Large 50/50 acrylic kitchen sink
Brushed nickel faucets
Heavy duty, 75lb., full extension, steel ball-bearing drawer guides
J-Steel™ jackknife sofa
Diamondflor® vinyl flooring
Shaw® residential-grade carpet (select models)
Premium multimedia sound system with MP3/DVD player/ iPod input jacks and Bluetooth® connectivity
Digital TV antenna
Cable/satellite TV hookup
Residential-height plywood bed platforms
Bedroom doors in place of curtains (select models)
Queen bed struts
Marine toilet with foot-flush
Tub surround
Bathroom exhaust vent
Shower curtain with curved shower track (select models)
Wood-trimmed mirror in bathroom
Queen Serta® mattress
Bedroom LED accent lighting
300 lb. rated bunk beds (select models)
600 lb. rated bunk beds (double bunks only)
Privacy curtains in bunk areas (select models)
4 in. thick bunk mats (select models)
Smoke-glass cabinet inserts (select models)

CUSTOMER VALUE PACKAGE (MANDATORY)

Goodyear® Endurance tires (made in the USA)
Quick recovery 6 gal. gas/ electric DSI water heater
3-burner range with glass cover

6 cu. ft. Norcold® stainless steel refrigerator with temperature controls
Oven with glass door and interior light
Bathroom skylight
Front diamond plate
Spare tire with cover
Outside shower
Stainless steel microwave oven
Pleated window shades
Power awning with LED lights & speakers
Range hood
Stabilizer jacks with sand pads (4)
Water heater bypass
Keyed-Alike™ entry and baggage doors


OPTIONS

15,000-BTU, roof-mounted A/C
50-amp service with second A/C prep (294QBS, 324BDS)
Queen bedspread and pillows
Chil N' Stor (232RB, 245RLS)
Enclosed underbelly
LED TV (standard 284BHS)
Hide-a-bed (237RBS, 265RLS, 267BHS, 284BHS, 287BHS, 294QBS, 324BDS)
MORryde® Step Above™ entry steps
Roof ladder
Aluminum rims
30 lb. propane bottle

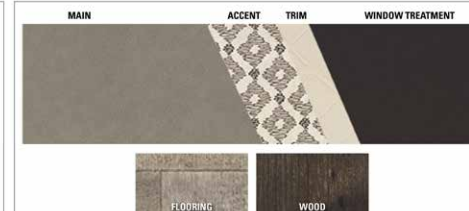


INTERIOR OPTIONS

CHARCOAL



CLAY



TRUFFLE

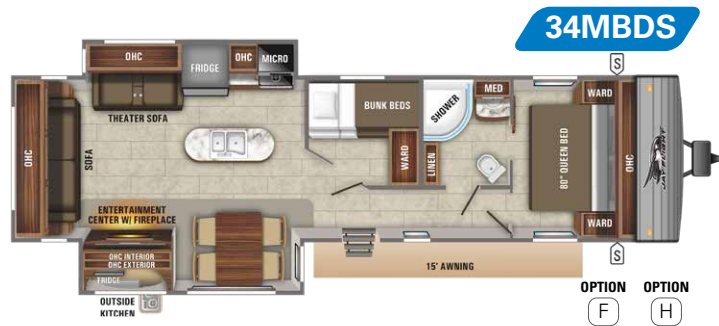
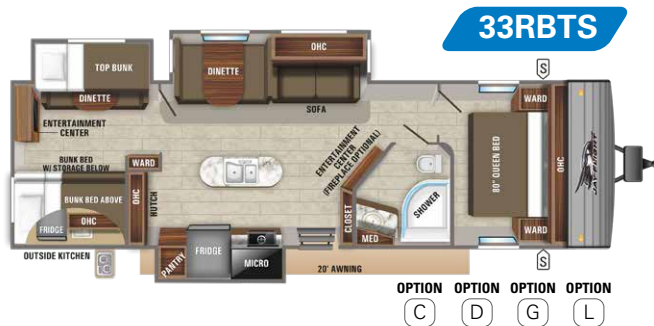
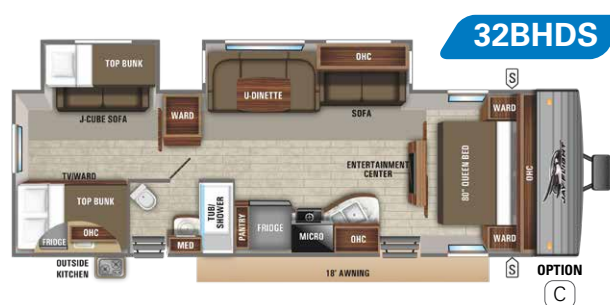
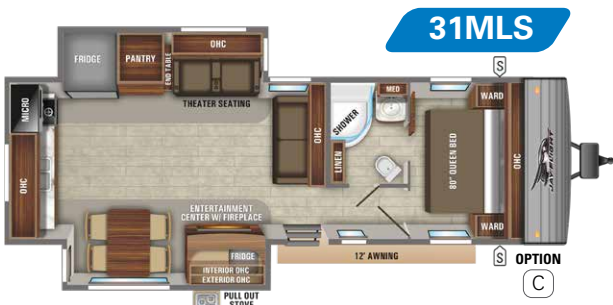
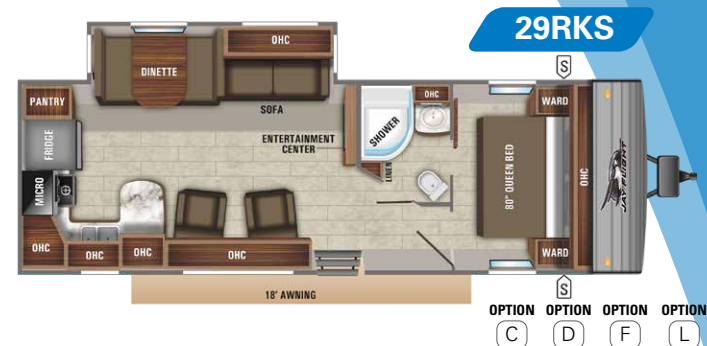
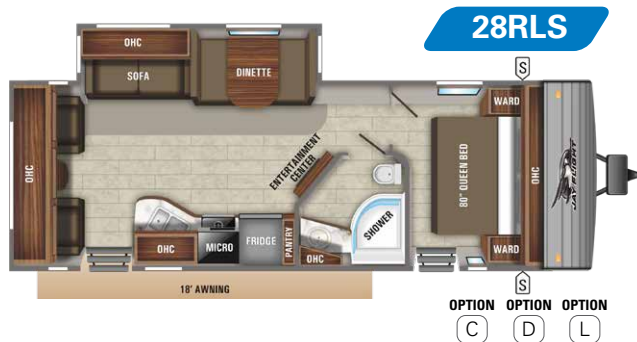
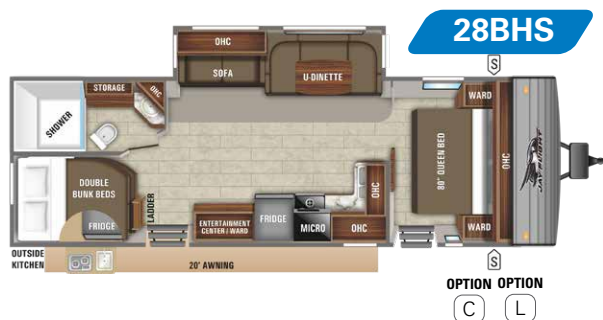
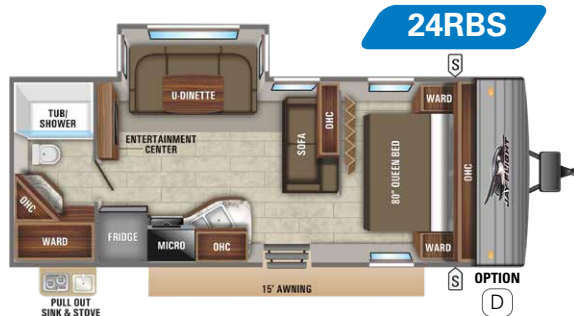


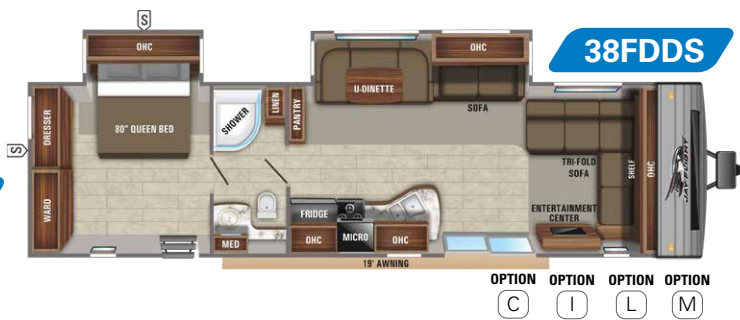
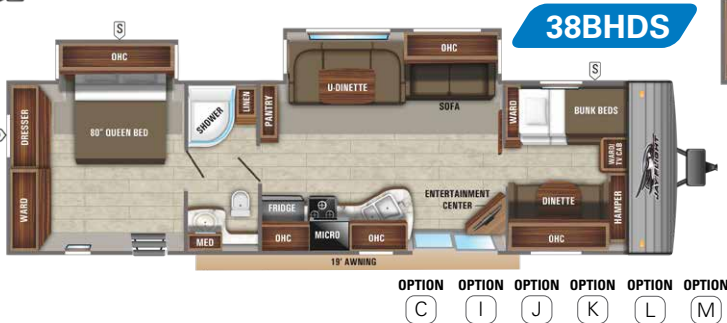
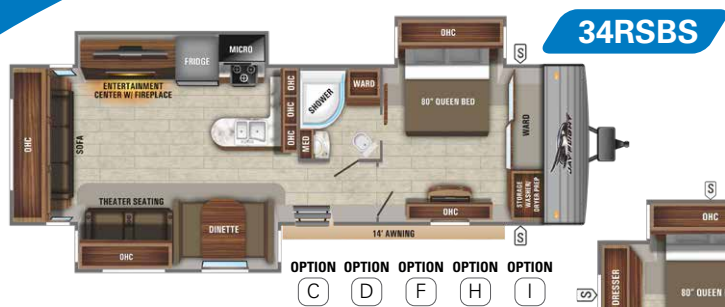
JAY FLIGHT 29RKS



29RKS shown in Sandstone interior design







FLOORPLAN	EXTERIOR TRAVEL LENGTH	EXTERIOR WIDTH	EXTERIOR HEIGHT (WITH A/C)	INTERIOR HEIGHT	UNLOADED VEHICLE WEIGHT	DRY HITCH WEIGHT	GVWR	CARGO CARRYING CAPACITY	FRESH WATER CAPACITY (INCLUDES WATER HEATER)	GRAY WASTE WATER CAPACITY	BLACK WASTE WATER CAPACITY	SLEEP CAPACITY
24RBS	28' 8"	8' 0"	11' 1"	6' 9"	5,555	610	7,500	1,945	84	39	39	4-5
28BHBE	33' 5"	8' 0"	11' 2"	6' 9"	6,648	657	9,250	2,700	82	39	39	8-10
28BHS	33' 2"	8' 0"	11' 3"	6' 9"	6,683	788	8,750	2,089	82	78	39	8-10
28RLS	32' 5"	8' 0"	11' 3"	6' 9"	6,560	755	8,800	2,303	84	39	39	4-6
29RKS	33' 9"	8' 0"	11' 4"	6' 9"	6,800	825	9,500	2,592	86	78	39	4-6
31MLS	35' 5"	8' 0"	11' 3"	6' 9"	7,925	1,044	10,250	2,325	86	78	39	3-4
32BHDS	36' 2"	8' 0"	11' 2"	6' 9"	8,065	865	9,995	1,960	86	78	39	8-12
32TSBH	36' 2"	8' 0"	11' 2"	6' 9"	8,668	800	10,950	2,313	86	41	39	9-14
33RBTS	37' 8"	8' 0"	11' 3"	6' 9"	8,733	915	10,950	2,249	86	78	39	8-14
34MBDS	38' 11"	8' 0"	11' 4"	6' 9"	8,357	1,020	10,950	2,622	86	78	39	6-8
34RSBS	37' 6"	8' 0"	11' 2"	6' 9"	8,879	1,349	11,250	2,403	86	78	39	4-6
38BHDS	40' 4"	8' 0"	11' 5"	6' 9"	8,498	1,147	10,950	2,452	90	39	39	6-14
38FDDS	40' 4"	8' 0"	11' 3"	6' 9"	8,450	1,145	10,950	2,500	90	39	39	5-8

Some specs at the time of print may include estimates. For the most accurate information, please visit Jayco.com.

Unloaded Vehicle Weight (UVW): Sometimes referred to as "Dry Weight," UVW means the typical weight of the trailer as built at the factory. The UVW, as used in product literature and other promotional materials, does not include cargo, fresh water, propane, options or dealer-installed accessories.

Gross Vehicle Weight Rating (GVWR): GVWR means the maximum permissible weight of the trailer, including the UVW plus personal items, all cargo, fluids, options and dealer-installed accessories. The GVWR is equal to or greater than the sum of the UVW and the CCC.

Cargo Carrying Capacity (CCC): CCC means the maximum weight of personal items, food, fresh water, propane, tools, other cargo and dealer-installed accessories that can be carried by the trailer. CCC is equal to or less than GVWR minus UVW. The addition of options will decrease the CCC.

Hitch Weight (HW): The hitch weight, as used in product literature and other promotional materials, does not include cargo, fresh water, propane gas, options or dealer-installed accessories. The addition of these types of items will either add to or subtract from the stated hitch weight.

It is important for your safety and enjoyment that your tow vehicle be adequately sized and equipped to tow and handle the GVWR of the RV you select. Review weights and rating of your tow vehicle and consult a competent advisor for questions or advice. Whether you are new to RVing or a veteran, get a feel for the performance of your tow vehicle before heading out on the roadways. When you tow an RV, you must drive differently than when you drive a single vehicle. Practice hooking up, driving, backing up and braking in a safe environment or seek out professional instruction. Jayco affixes a weight label to each RV which lists estimated weight information for that vehicle. See specifications chart above.

JAY FLIGHT STANDARDS & OPTIONS

STANDARD EXTERIOR EQUIPMENT

Dexter® axles with Nev-R-Adjust® brakes and E-Z Lube® hubs
I-class™ cambered structural steel I-beams
Fully integrated A-frame
5/8 in. tongue and groove plywood floor decking
Magnum Truss™ Roof System with plywood decking and seamless DiFlex II material
2-sided, reflective foil insulation in flush-floor slideout room floors
Large exterior downspouts
30 in. x 72 in. main entrance door
Galvanized-steel, impact-resistant wheel wells
30-amp service
Utility lighting system
Front diamond plate
Stabilizer jacks with sand pads (4)
Keyblock exterior TV bracket
LED exterior lighting
Dark tinted safety glass privacy windows
LED reverse taillights
LP quick connect (outside gas grill prep)

STANDARD INTERIOR EQUIPMENT

81 in. ceiling height
Solid hardwood cabinet doors
LED interior lighting
Wardrobe/pantry storage
Seamless solid-surface look kitchen countertops
Coat hook by entry door (select models)
3-burner range with glass cover
Oven with glass door and interior light
Heavy duty, 75 lb., full extension, steel ball-bearing drawer guides
Range hood
Decorative dinette and slideout room lighting (SuperSlide models)
Brushed nickel faucets
Vented kitchen window
Hidden-switch command/charging center
Backup/security camera prep
J-Steel™ jackknife sofa
Diamondflor® vinyl flooring
Shaw® residential-grade carpet (select models)
Vented windows in slideout room end walls (SuperSlide models)
Pleated window shades
Glass shower door (select models)
Shower curtain with curved shower track (select models)
Queen Serta® mattress
Residential-height plywood bed platforms

Main bed struts
300 lb. rated bunk beds (select models)
600 lb. rated bunk beds (double bunks)
Privacy curtains in bunk areas (select models)
Vented bunk windows (select models)
4 in. thick bunk mats (select models)
Wooden bedroom doors (select models)
Smoke-glass cabinet inserts
LED accent lighting in kitchen
Up/down style dinette table (main booth dinette only)

CUSTOMER VALUE PACKAGE (MANDATORY)

13,500-BTU, roof-mounted A/C
30 lb. propane bottles with cover (2)
Quick recovery 6 gal. gas/electric DSI water heater (10 gal. in 38BHDS, 38FDDS)
Bathroom power vent
Bathroom skylight
Cable/satellite TV hookup
Digital TV antenna
Goodyear® Endurance tires (made in the U.S.A.)
Outside shower
Power tongue jack
Spare tire with cover
Tub surround
Water heater bypass
Power awning with speakers and LED lights
Stainless steel 8 cu. ft. refrigerator (18 cu. ft. in 38BHDS, 38FDDS)
Keyed-Alike™ entry and baggage doors

ELITE PACKAGE (MANDATORY)


Black tank flush
Porcelain foot-flush toilet
Second fresh water tank (total 80 gal. capacity)
Large main entry door grab handle
Stainless kitchen appliances
Upgraded kitchen faucet with pull out sprayer
Kitchen sink covers and rolling drying rack
Hardwood frame mission style cabinet doors
AM/FM/CD/DVD player with MP3 input and Bluetooth® & HDMI® connectivity
Solar prep
Dual USB and 12V charging port
Deluxe bedspread with pillows
Simmons® mattress

OPTIONS

Customer Value Package with 15,000-BTU A/C
Thermal package: insulated, heated, and enclosed underbelly and reflective foil insulation in main roof and slideout floors
LED TV
2nd A/C in bedroom (select models)
50-amp service with second A/C prep (select models) (std. in 34RSBS)
Aluminum rims
Exterior bumper-mount grill
Cargo accessory receiver (N/A 26BH)
Chil N' Stor (26BH)
Electric stabilizer jacks (4)
Fiberglass sidewalls with frameless windows
Fireplace (29RKS, 28BHBE, 32BHDS, 32TSBH, 33RBTS, 38BHDS) (std on 31MLS, 32RLOK, 34MBDS, 34RSBS)
Freestanding table with 4 chairs (select models) (std. in 31MLS, 32RLOK, 34MBDS)
Front quad bunk (38BHDS)
Front queen bed (38BHDS)
Hide-a-bed with LED floor lighting (select models)
Wall hugger theater seating (select models)
King bed (34RSBS, 38BHDS, 38FDDS)
Patio door (29RKS, 34RSBS) (std. on 38BHDS, 38FDDS)
Rear sofa with folding bunk (33RBTS)
Roof ladder
Kitchen skylight with shade
Carpet in living area (34RSBS, 38FDDS)
Carpet in rear bedroom (32TSBH)
MORryde® Step Above™ entry steps
JAYCOMMAND™ Control System
Raised cabinet doors
Theater seating (select models)

INTERIOR OPTIONS

CARBON



SANDSTONE



STERLING



JAYCOMMAND™

THE OPTIONAL JAYCOMMAND™ SYSTEM PUTS RVERS IN FULL CONTROL OF THEIR UNIT. THE SYSTEM WAS CUSTOM-BUILT BY OUR PRODUCT DEVELOPMENT TEAMS ALONG WITH ONECONTROL®, SO THAT OWNERS CAN MONITOR AND CONTROL KEY RV OPERATIONS FROM A PHONE OR A TABLET.



50 percent Stronger

4,500 lbs. on a Jayco roof vs. other roofs



Jayco's roof **VS.** other roofs

GOODYEAR



MADE IN USA

Featuring Durawall®
Technology - ENGINEERED
to help you tow with confidence



2+3
YEAR | YEAR
LIMITED | STRUCTURAL
WARRANTY

Travel with Confidence

NO ONE OFFERS A BETTER WARRANTY

At Jayco, we build our RVs to handle every adventure, then back them with our **industry-leading 2+3 warranty**. Our 2-year limited warranty has you covered for 2 camping seasons. That's **730 days**. In addition, our 3-year structural warranty has you covered for **3 camping seasons or 1,095 days**. You won't find a better warranty in the business, because the only strings we attach are those that deliver the ultimate in reliability. That's the Jayco difference. So go explore. For a copy of our 2-year limited + 3-year structural warranty with complete terms and conditions, please contact your local Jayco dealer.



Jayco, Inc. | P.O. Box 460 | Middlebury, IN 46540 © **RVIA**
See dealer for further information and prices. All information in this brochure and on www.jayco.com is the latest available at the time of publication approval. Jayco reserves the right to make changes and to discontinue models without notice or obligation. Photography may show optional equipment or props used for decoration purposes only. RVs built for sale in Canada may differ to conform to Canadian codes. JAYCO and the JAYCO BIRD IN FLIGHT are registered trademarks of Jayco, Inc. Printed in USA 96K 10/19 ©2019 Jayco, Inc.

Meet your Jayco Dealer

Colton RV
North Tonawanda, NY 14120
(716) 694-0188
(800) 628-4889
www.ColtonRV.com

Colton RV
Orchard Park, NY 14127
(716) 957-3250
(800) 628-4889
www.Coltonrv.com

Follow Jayco
#LetsJayco

