



**Octane<sup>TM</sup> SL • Octane<sup>TM</sup> • SEISMIC<sup>TM</sup> WAVE • SEISMIC<sup>TM</sup>**



**2**  
**YEAR**  
WARRANTY



OCTANE SL



OCTANE



SEISMIC WAVE



# #LETSJAYCO

Where do you want to go? With Jayco, you're headed straight for family fun—regardless of the destination. From wooded campgrounds to sandy beaches, swimming hole docks to scenic byways, maximize the moment with unmatched quality and added comfort. So what are you waiting for? Make new memories—and share them with the world.

## GENERATIONS OF FAMILY FUN

---



---

Jayco has been awarded the prestigious RVDA DSI Quality Circle Award for nine years running, winning more than 75 awards across all of its product lines. The award, based on a survey of hundreds of RV dealers in the U.S. and Canada, takes into account product quality, value, service/support and more.

---

# TOY HAULERS



Aluminum-Sided (Standard)



Fiberglass-Sided (Option)



**Octane:** Page 6




**Seismic Wave:** Page 10




**Seismic:** Page 12






260 INTERIOR BACK TO FRONT

# OCTANE SUPER LITE



260 INTERIOR FRONT TO BACK



260 KITCHEN/QUEEN BED



260 BATHROOM






272 INTERIOR BACK TO FRONT



272 LED ACCENT LIGHTING



272 BEDROOM




272 BATHROOM





T30F FRONT TO BACK



T30F BACK TO FRONT



T30F FRONT TO BACK



T30F BACK TO FRONT





T30F BACK TO FRONT

# OCTANE



T30F BEDROOM

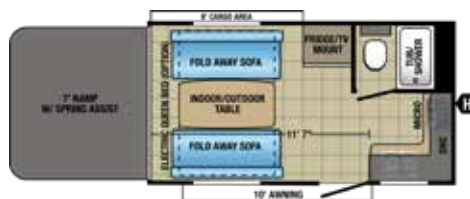


T30F BATHROOM



T30F KITCHEN

## OCTANE SUPER LITE FLOORPLANS



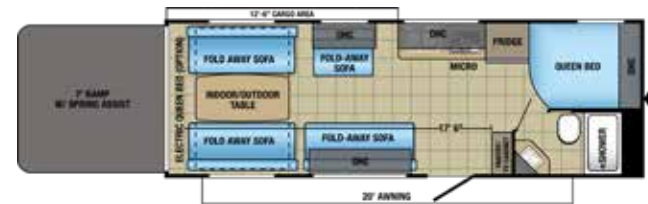
### OCTANE SUPER LITE | 161

Ext. Lgth: 20' 8" Ext. Ht: 135"  
Unloaded Wt (lbs.): 4,390 Sleeps: 4



### OCTANE SUPER LITE | 222

Ext. Lgth: 26' 5" Ext. Ht: 134"  
Unloaded Wt (lbs.): 5,350 Sleeps: 6



### OCTANE SUPER LITE | 260 OPTIONS: A, B

Ext. Lgth: 30' 5" Ext. Ht: 142"  
Unloaded Wt (lbs.): 6,130 Sleeps: 5-8



### OCTANE SUPER LITE | 272 OPTIONS: A, B

Ext. Lgth: 33' 11" Ext. Ht: 144"  
Unloaded Wt (lbs.): 7,050 Sleeps: 8-9



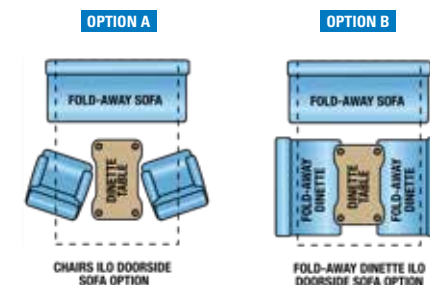
### OCTANE SUPER LITE | 273

Ext. Lgth: 30' 11" Ext. Ht: 142"  
Unloaded Wt (lbs.): 6,450 Sleeps: 6



### OCTANE SUPER LITE | 312

Ext. Lgth: 37' 9" Ext. Ht: 142"  
Unloaded Wt (lbs.): 7,945 Sleeps: 6-8



## OCTANE SUPER LITE SPECS

MODELS		DIMENSIONS			WEIGHT (LBS.)				TANKS (GALS.)		
FLOORPLAN	EXTERIOR LENGTH	EXTERIOR WIDTH	EXTERIOR HEIGHT (WITH A/C)	INTERIOR HEIGHT	UNLOADED VEHICLE WEIGHT	DRY HITCH WEIGHT	GROSS VEHICLE WEIGHT RATING	CARGO CARRYING CAPACITY	FRESH WATER CAPACITY (INCLUDES WATER HEATER)	GREY WASTE WATER CAPACITY	BLACK WASTE WATER CAPACITY
161	20' 8"	102"	135"	89"	4,390	620	7,000	2,610	59.2	28	45.4
222	26' 5"	102"	134"	89"	5,350	775	8,000	2,650	59.2	45.4	45.4
260	30' 5"	102"	142"	89"	6,130	820	9,995	3,865	102	45.4	45.4
272	33' 11"	102"	144"	89"	7,050	1,035	9,995	2,945	102	45.4	45.4
273	30' 11"	102"	142"	89"	6,450	1,045	9,950	3,500	59.2	45.4	45.4
312	37' 9"	102"	142"	89"	7,945	1,135	11,000	3,025	96	45.4	45.4

Unloaded Vehicle Weight (UWV): Sometimes referred to as "Dry Weight," UWV means the typical weight of this trailer as built at the factory. The UWV, as used in product literature and other promotional materials, does not include cargo, fresh water, propane, options or dealer-installed accessories.

Gross Vehicle Weight Rating (GVWR): GVWR means the maximum permissible weight of the trailer, including the UWV plus passengers, personal items, all cargo, fluids, options, and dealer-installed accessories. The GVWR is equal to or greater than the sum of the UWV and the CCC.

Cargo Carrying Capacity (CCC): CCC means the maximum weight of all passengers, personal items, food, fresh water, propane, tools, other cargo and dealer-installed accessories that can be carried by the trailer. CCC is equal to or less than GVWR minus UWV. The addition of options will decrease the CCC.

Hitch Weight (HW): The hitch weight, as used in product literature and other promotional materials, does not include cargo, fresh water, propane gas, options or dealer-installed accessories. The addition of these types of items will either add to or subtract from the stated hitch weight.



## OCTANE FLOORPLANS



### OCTANE | T26Y OPTIONS: A, B

Ext. Lgth: 30' 10" Ext. Ht: 146"

Unloaded Wt (lbs.): 6,885 Sleeps: 7-8



### OCTANE | T30F OPTIONS: A, B

Ext. Lgth: 35' 4" Ext. Ht: 150"

Unloaded Wt (lbs.): 8,185 Sleeps: 7-8



### OCTANE | T31B OPTIONS: A, B

Ext. Lgth: 33' 10" Ext. Ht: 148"

Unloaded Wt (lbs.): 7,390 Sleeps: 7-8



### OCTANE | T32C

Ext. Lgth: 35' 2" Ext. Ht: 149"

Unloaded Wt (lbs.): 8,785 Sleeps: 6



### OCTANE | T32E

Ext. Lgth: 35' 2" Ext. Ht: 150"

Unloaded Wt (lbs.): 8,470 Sleeps: 6



### OCTANE | T32G

Ext. Lgth: TBD Ext. Ht: TBD

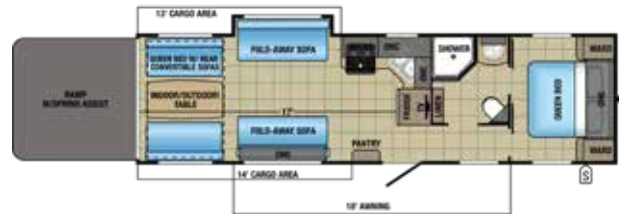
Unloaded Wt (lbs.): TBD Sleeps: TBD



### OCTANE | T32H

Ext. Lgth: 37' 10" Ext. Ht: 148"

Unloaded Wt (lbs.): 9,600 Sleeps: TBD



### OCTANE | T32J

Ext. Lgth: 35' 2" Ext. Ht: 148"

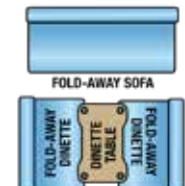
Unloaded Wt (lbs.): 7,905 Sleeps: 8-10

#### OPTION A



CHAIRS INSTEAD OF DINETTE OPTION

#### OPTION B



DINETTE TABLE OPTION

## OCTANE SPECS

MODELS	DIMENSIONS				WEIGHT (LBS.)				TANKS (GALS.)		
FLOORPLAN	EXTERIOR LENGTH	EXTERIOR WIDTH	EXTERIOR HEIGHT (WITH A/C)	INTERIOR HEIGHT	UNLOADED VEHICLE WEIGHT	DRY HITCH WEIGHT	GROSS VEHICLE WEIGHT RATING	CARGO CARRYING CAPACITY	FRESH WATER CAPACITY (INCLUDES WATER HEATER)	GREY WASTE WATER CAPACITY	BLACK WASTE WATER CAPACITY
T26Y	30' 10"	102"	146"	94"	6,885	1,075	10,900	4,015	102	45.4	45.4
T30F	35' 4"	102"	150"	94"	8,185	1,165	12,250	4,065	102	45.4	45.4
T31B	33' 10"	102"	148"	94"	7,390	1,135	11,950	4,560	102	45.4	45.4
T32C	35' 2"	102"	149"	94"	8,785	1,495	12,250	3,465	102	45.4	45.4
T32E	35' 2"	102"	150"	94"	8,470	1,400	12,250	3,780	102	45.4	45.4
T32G	TBD	102"	TBD	94"	TBD	TBD	TBD	TBD	TBD	TBD	TBD
T32H	37' 10"	102"	148"	94"	9,600	1,275	13,000	3,400	136	45.4	45.4
T32J	35' 2"	102"	148"	94"	7,905	1,120	11,950	4,045	102	45.4	45.4

It is important for your safety and enjoyment that your tow vehicle be adequately sized and equipped to tow and handle the GVWR of the RV you select. Review weights and rating of your tow vehicle and consult a competent advisor for questions or advice. Whether you are new to RVing or a veteran, get a feel for the performance of your tow vehicle before heading out on the roadways. When you tow an RV, you must drive differently than when you drive a single vehicle. Practice hooking up, driving, backing up and braking in a safe environment or seek out professional instruction. Jayco affixes a weight label to each RV which lists weight information for that vehicle. See specifications charts.



416W INTERIOR FRONT TO BACK

# SEISMIC WAVE



400W BATHROOM



400W CARGO AREA



400W FRONT BEDROOM





400W INTERIOR BACK TO FRONT

## 400W GARAGE CONFIGURATIONS











4213 INTERIOR FRONT TO BACK

# SEISMIC



4213 BATHROOM



4213 INTERIOR BACK TO FRONT



4213 CARGO AREA



### SEISMIC WAVE | 310W

Ext. Lgth: 40' 8" Ext. Ht: 159"  
Unloaded Wt (lbs.): 12,275 Sleeps: 6



### SEISMIC WAVE | 400W

Ext. Lgth: 45' 2" Ext. Ht: 159"  
Unloaded Wt (lbs.): 14,560 Sleeps: 7



### SEISMIC WAVE | 416W

Ext. Lgth: 44' 11" Ext. Ht: 160"  
Unloaded Wt (lbs.): 13,730 Sleeps: 7



### SEISMIC WAVE | 355W

Ext. Lgth: 41' 9" Ext. Ht: 159"  
Unloaded Wt (lbs.): 13,010 Sleeps: 7



### SEISMIC WAVE | 412W

Ext. Lgth: 44' 6" Ext. Ht: 159"  
Unloaded Wt (lbs.): 13,810 Sleeps: 7



### SEISMIC WAVE | 425W

Ext. Lgth: 42' 5" Ext. Ht: 160"  
Unloaded Wt (lbs.): 12,570 Sleeps: 7

## SEISMIC WAVE SPECS

MODELS		DIMENSIONS					WEIGHT (LBS.)				TANKS (GALS.)		
FLOORPLAN	TOTAL EXTERIOR LENGTH	EXTERIOR TRAVEL LENGTH*	EXTERIOR WIDTH	EXTERIOR HEIGHT (WITH A/C)	EXTERIOR HEIGHT (WITH OPTIONAL BEDROOM A/C)	INTERIOR HEIGHT (MAIN)	UNLOADED VEHICLE WEIGHT	DRY HITCH WEIGHT	GROSS VEHICLE WEIGHT RATING	CARGO CARRYING CAPACITY	FRESH WATER CAPACITY (INCLUDES WATER HEATER)	GREY WASTE WATER CAPACITY	BLACK WASTE WATER CAPACITY
310W	40' 8"	38' 10"	102"	159"	159"	103"	12,275	2,825	17,500	5,225	146	87	50
355W	41' 9"	39' 11"	102"	159"	159"	103"	13,010	2,770	17,500	4,490	146	87	87
400W	45' 2"	43' 5"	102"	159"	159"	103"	14,560	3,275	19,000	4,440	146	87	87
412W	44' 6"	42' 8"	102"	159"	159"	103"	13,810	3,180	19,000	5,190	146	87	87
416W	44' 11"	43' 0"	102"	160"	160"	103"	13,730	3,275	19,000	5,270	146	87	87
425W	42' 5"	43' 5"	102"	160"	160"	103"	12,570	2,995	19,000	6,430	146	50	50

\*Distance from the pin box to the bumper; total exterior length may be longer



## SEISMIC FLOORPLANS

**SEISMIC | 4112**

Ext. Lgth: 44' 6" Ext. Ht: 159"  
Unloaded Wt (lbs.): 15,040 Sleeps: 7

**SEISMIC | 4113**

Ext. Lgth: 45' 3" Ext. Ht: 159"  
Unloaded Wt (lbs.): 15,065 Sleeps: 7

**SEISMIC | 4114**

Ext. Lgth: 45' 4" Ext. Ht: 159"  
Unloaded Wt (lbs.): 15,065 Sleeps: 7

**SEISMIC | 4212**

Ext. Lgth: 45' 2" Ext. Ht: 158"  
Unloaded Wt (lbs.): 15,660 Sleeps: 7

**SEISMIC | 4213**

Ext. Lgth: 45' 2" Ext. Ht: 158"  
Unloaded Wt (lbs.): 15,390 Sleeps: 7

**SEISMIC | 4250**

Ext. Lgth: 45' 0" Ext. Ht: 160"  
Unloaded Wt (lbs.): 14,990 Sleeps: 7

## SEISMIC SPECS

MODELS		DIMENSIONS					WEIGHT (LBS.)				TANKS (GALS.)		
FLOORPLAN	TOTAL EXTERIOR LENGTH	EXTERIOR TRAVEL LENGTH*	EXTERIOR WIDTH	EXTERIOR HEIGHT (WITH A/C)	EXTERIOR HEIGHT (WITH OPTIONAL BEDROOM A/C)	INTERIOR HEIGHT (MAIN)	UNLOADED VEHICLE WEIGHT	DRY HITCH WEIGHT	GROSS VEHICLE WEIGHT RATING	CARGO CARRYING CAPACITY	FRESH WATER CAPACITY (INCLUDES WATER HEATER)	GREY WASTE WATER CAPACITY	BLACK WASTE WATER CAPACITY
4112	44' 6"	42' 8"	102"	159"	159"	103"	15,040	3,600	20,000	4,960	146	87	87
4113	45' 3"	43' 5"	102"	159"	159"	103"	15,065	3,650	20,000	4,935	146	87	87
4114	45' 4"	43' 5"	102"	159"	159"	103"	15,065	3,650	20,000	4,935	146	87	87
4212	45' 2"	43' 4"	102"	158"	158"	103"	15,660	3,435	20,000	4,340	146	87	87
4213	45' 2"	43' 4"	102"	158"	158"	103"	15,390	3,515	20,000	4,610	146	87	87
4250	45' 0"	43' 2"	102"	160"	160"	103"	14,990	3,290	20,000	5,010	146	98	87

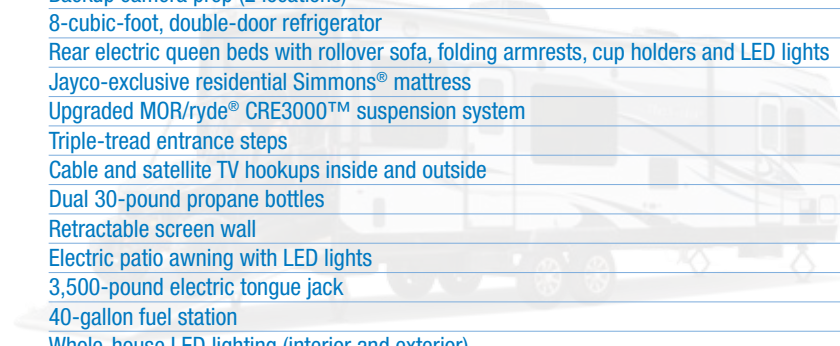

\*Distance from the pin box to the bumper; total exterior length may be longer

## OCTANE SUPER LITE PACKAGE

102-inch wide-body construction  
 Aluminum rims  
 18-gallon-per-hour quick-recover gas/electric water heater  
 Convection microwave oven  
 AM/FM/CD/DVD/Bluetooth® with 2 interior speakers and 2 exterior marine-grade speakers  
 Stainless steel appliances  
 Dinette table  
 Digital TV antenna  
 Pleated night shades  
 Marine toilet  
 2-inch block-foam floor, vacuum-bonded and laminated  
 I-class cambered structural steel I-beam frame  
 Magnum Truss™ Roof System  
 Super Lube™ axles  
 Self-adjusting brakes  
 Spare tire and carrier  
 RVQ grill hookup (n/a on 161)  
 Diamond-plate rock guard  
 Double battery compartment with locking door (n/a on 161)  
 Outside shower  
 Black tank flush  
 LED taillights  
 Bar-lock latches with keyed ramp door locks  
 D-rings anchored to steel chassis  
 Stabilizer jacks (4)  
 Exclusive designer exterior graphics package  
 Ducted 13,500- or 15,000-BTU A/C  
 Matching Aztec-Grey radius fiberglass front wrap and ramp door  
 Solar prep  
 Backup camera prep (2 locations)  
 6-cubic-foot, double-door refrigerator  
 Rear electric queen beds with rollover sofa, folding armrests, cup holders and LED lights  
 Whole-house LED lighting (interior and exterior)

## OCTANE PACKAGE

2-inch block-foam, vacuum-bonded and laminated sidewalls  
 102-gallon fresh water capacity  
 102-inch wide-body construction  
 Aluminum rims  
 18-gallon-per-hour quick-recover gas/electric water heater  
 Oven with 3-burner cooktop  
 Microwave oven  
 AM/FM/CD/DVD/Bluetooth with 4 interior speakers and 2 exterior marine-grade speakers  
 Stainless steel appliances  
 Dinette table  
 Digital TV antenna  
 Pleated night shades  
 Marine toilet  
 2-inch block-foam floor, vacuum-bonded and laminated  
 I-class cambered structural steel I-beam frame with integrated A-frame  
 Magnum Truss Roof System  
 Super Lube axles  
 Self-adjusting brakes  
 Spare tire and carrier  
 RVQ grill hookup  
 Diamond-plate rock guard  
 Double battery compartment with locking door  
 Outside shower  
 Black tank flush  
 LED taillights  
 Bar-lock latches with keyed ramp door locks  
 D-rings anchored to steel chassis  
 Stabilizer jacks (4)  
 Exclusive designer exterior graphics package  
 Ducted 13,500- or 15,000-BTU A/C  
 Matching Aztec-Grey radius fiberglass front wrap and ramp door  
 Solar prep  
 Backup camera prep (2 locations)  
 8-cubic-foot, double-door refrigerator  
 Rear electric queen beds with rollover sofa, folding armrests, cup holders and LED lights  
 Jayco-exclusive residential Simmons® mattress  
 Upgraded MOR/ryde® CRE3000™ suspension system  
 Triple-tread entrance steps  
 Cable and satellite TV hookups inside and outside  
 Dual 30-pound propane bottles  
 Retractable screen wall  
 Electric patio awning with LED lights  
 3,500-pound electric tongue jack  
 40-gallon fuel station  
 Whole-house LED lighting (interior and exterior)





## SEISMIC WAVE PACKAGE

Heavy-duty 7,000-pound axles with Super Lube hubs (8,000-pound axles and G-rated tires on the 310W and 355W)

Correct Track alignment system

16-inch aluminum rims

20-gallon-per-hour water heater

15,000-BTU Whisper Quiet living room A/C

50-amp service

Stainless steel residential appliances

Hidden hinges

Solid-surface countertops

Full-height polished-glass backsplash

Frameless solar reflective windows

Enclosed and heated underbelly

Tech-Foil insulation in roof, slideout rooms, floor, bedroom and bath deck

Insulated exterior slam baggage doors

2-inch block-foam insulated garage floor

Garage D-rings mounted to steel frame

One-piece fiberglass sunken tub/shower

Electric side awning with LED lights

27-gallon and 40-gallon fuel tanks with timer

Universal docking station

39-inch LED TV (310W)

50-inch LED TV

AM/FM stereo with DVD/CD/MP3/USB/Bluetooth and HDMI® connection, subwoofer, soundbar and 2 additional ceiling speakers

AM/FM stereo with DVD/CD/MP3/USB/Bluetooth with 2 garage speakers and 2 marine-grade exterior speakers

Pull-down rear screen

Upgraded MOR/ryde CRE3000 suspension system

Jayco-exclusive residential Simmons mattress

Dual propane quick-connects

Black tank flush (2 on all half-bath and full-bath models)

Battery disconnect

Washer/dryer prep

Whole-house LED lighting (interior and exterior)

High-end residential sofa with heat, massage, LED lights, folding back(s), cup holders and USB/110V outlets

Electric fireplace

16-inch spare tire

Pleated night shades

Rear electric queen beds with rollover sofa, folding armrests, cup holders and LED lights

Automotive painted front cap

## SEISMIC PACKAGE

Heavy-duty 7,000-pound axles with Super Lube hubs

Correct Track alignment system

16-inch aluminum rims

20-gallon-per-hour water heater

15,000-BTU A/Cs featuring Whisper Quiet duct system in living room and bedroom

50-amp service

Stainless steel residential appliances and hardware

Hidden hinges

True residential Corian® countertops

Full-height polished-glass backsplash

Frameless solar reflective windows

Enclosed and heated underbelly

Tech-Foil insulation in roof, slideout rooms, floor, bedroom and bath deck

Insulated exterior slam baggage doors

2-inch block-foam insulated garage floor

Garage D-rings mounted to steel frame

One-piece fiberglass sunken tub/shower (n/a on 4250)

2 electric side awnings with LED lights

27-gallon and 40-gallon fuel tanks with timer

Universal docking station

32-inch LED TV in garage

39-inch LED bedroom TV with push-button pop-up lift system (most models)

50-inch LED TV in living area

AM/FM stereo with DVD/CD/MP3/USB/Bluetooth and HDMI connection

AM/FM stereo with DVD/CD/MP3/USB/Bluetooth with 2 garage speakers and 2 marine-grade exterior speakers

Whole-house speaker system: powered subwoofer; soundbar; 2 speakers in slideout room cabinet, bedroom, main bath and garage; and 2 marine-grade exterior speakers

Pull-down rear screen

MOR/ryde CRE3000 suspension system

Jayco-exclusive residential Simmons mattress

Dual propane quick-connects

Black tank flush (2 on all half-bath and full-bath models)

Battery disconnect

Washer/dryer prep (n/a on 4213)

Rear electric queen beds with rollover sofa, folding armrests, cup holders and LED lights

Whole-house LED lighting (interior and exterior)

High-end residential sofa with heat massage, LED lights, folding backs, cup holders and USB/110V outlets

Linc® wireless remote control system

Electric fireplace

16-inch spare tire

Two-tone painted front cap with blue LED light bar and Jayco logo

MCD® roller day/night shades





## SEISMIC COMPETITIVE ADVANTAGES

Jayco's industry-leading 2-year limited customer warranty vs. 12-month warranties (industry standard)

Undercarriage LED light package with smartphone app control

Optional quick-set ramp patio system with patio steps

Patent-pending, optional Tailgater Outside Camp Kitchen

Magnum Truss™ Roof System: The strongest rated roof in the industry

Standard Astro-Foil™ insulation on bath deck in pass-through storage, slide room floors and roof, main floor, ceiling, and bedroom areas

First to offer full 2-inch block-foam fully insulated and vacuum-bonded garage floor

Only manufacturer to list our temperature ratings with full water in our tanks for extended living (domestic freeze chamber tested)

True gelcoat slick fiberglass sidewalls (not high gloss); white fiberglass standard, optional grey at no charge

Tread Lite® aluminum quad entry steps

MOR/ryde® rubberized suspension with full 3-inch suspension travel with Correct Track alignment system and nitrogen-filled tires

Standard MOR/ryde rubberized king pin for extra shock resistance

Whole-house entertainment with a total of 12 speakers throughout

Oversized automotive-style frameless windows with 80 percent tinted safety glass

Dual black tank flush includes half bath or second full bath

Industry-first 39-inch pop-up TV in the bedroom with oversized panoramic window

Linc® hand-held remote to control slide rooms, awnings, 6-point landing gear and living room lights up to 50 feet away from unit

One-piece fiberglass sunken tub/shower with matching custom shower curtain

Available dishwasher (some models)

True Corian® Signature Series countertops in kitchen/main bathrooms

23-cubic-foot residential refrigerator with ice/water and 1,800-watt inverter

MCD® roller day/night shades instead of pleated night shades with strings

Residential polished-glass backsplash running full length and height in kitchen

2 standard 15,000-BTU Whisper Quiet A/Cs (bedroom/living room); optional third 15,000-BTU A/C in garage (non-ducted)

Room for up to 6 house batteries with disconnect

## Introducing Ground Effects Lighting System with ITC's NEW VersiColor™ Lighting



Mobile app control



Operates with your music



20 exciting preset options, or create and save your favorites



Unlimited color options



1%-100% dimming range




On/off timer

Visit your local Jayco toy hauler dealer for a demo




## OCTANE INTERIOR DÉCOR

### GODIVA



### MOJAVE



## SEISMIC INTERIOR DÉCOR

### GODIVA



### MOJAVE



## SEISMIC EXTERIOR GRAPHICS SELECTIONS



Standard graphics with white sidewalls



Standard graphics with optional Aztec-Grey sidewalls



Optional Premium Paint Package



## JAYCO'S ROOF **VS** OTHER ROOFS



Scan the QR code to see the Magnum Truss Roof System video



4,500 POUNDS ON A JAYCO ROOF VS. OTHER ROOFS

THE MAGNUM TRUSS™ ROOF SYSTEM  
**50 percent stronger**



## CLIMATE SHIELD

Extend your camping season with the Jayco Climate Shield™.

It protects against extreme heat and extreme freezing—even in temperatures as high as 100 degrees or as low as zero degrees (Fahrenheit).\* Scan the QR code to see Climate Shield video.

### LIVING ROOM



### KITCHEN



### BATHROOM



### HOLDING TANK



### BEDROOM



\*Unit was tested in zero degrees F and 100 degrees F weather over an extended period of time in a controlled environment, and all functions of the coach were fully operational, including full fresh water tanks. Testing was done in a completely controlled environment; therefore, temperatures during testing may not represent actual temperatures in nature, and cannot account for elements such as wind or moisture. In actual use, unit may not perform as well. Supplier of cooling components does not guarantee anything better than 20 degrees difference from ambient temperature. In addition, outside components are subject to freezing and require steps to properly insulate. Jayco's warranty does not cover damage caused by freezing. To learn more about Climate Shield and testing done by Jayco, visit [www.jayco.com](http://www.jayco.com).



## MAKING MEMORIES THAT LAST GENERATIONS—LET'S JAYCO

Whether you're out for excitement, relaxation or just time together, we take steps others don't to help you stay focused on the fun. No cutting corners here. Let us go the extra mile so you don't have to.

### THE JAYCO DIFFERENCE

- 1. Vacuum-bonded walls and fiberglass exteriors** for better protection from the elements (n/a on Octane Super Lite)
- 2. Magnum Truss™ Roof System** withstands 4,500 pounds—50 percent more than other roofs
- 3. Welded aluminum frame** for a durable, lightweight structure (n/a on Octane Super Lite)
- 4. 2-inch, vacuum-bonded and insulated garage floors** aren't found on most competing toy haulers, and deliver added durability for your heavy toys
- 5. D-rings rated for 2,500 pounds** are mounted through the vacuum-bonded floor and bolted to a steel plate attached to the frame; some manufacturers don't add this extra reinforcement

### SEISMIC EXCLUSIVE

- 6. Double layer of fiberglass insulation** behind the front cap, plus Flexfoil® and fiberglass insulation in the floors to provide extra warmth where it's needed most—in the bedroom, bathroom and living rooms
- 7. Aerodynamic front cap** withstands the rigors of the road with infused paint and gel coating, plus 1/4-inch plywood bracing for additional support—not typically found on competing fifth wheels



### Meet your Jayco Dealer

Colton RV  
3122 Niagara Falls Blvd  
North Tonawanda, NY 14120  
(716) 694-0188  
[www.ColtonRV.com](http://www.ColtonRV.com)

Colton RV  
3443 Southwestern Blvd.  
Orchard Park, NY 14127  
(716) 957-3250  
[www.Coltonrv.com](http://www.Coltonrv.com)

We work hard—so you can play hard. From finding the perfect Jayco for your family to providing flexible financing options and full-service support, we're here to help.

### Follow Jayco



Jayco, Inc., P.O. Box 460, Middlebury, IN 46540, [www.jayco.com](http://www.jayco.com) See dealer for further information and prices. All information in this brochure is the latest available at the time of publication approval. Jayco reserves the right to make changes and to discontinue models without notice or obligation. Photos in this brochure may show optional equipment and props for photography purposes. RVs built for sale in Canada may differ to conform to Canadian codes. ©2016 Jayco, Inc. 274742 1016-20K Printed in U.S.A.

### Travel with Confidence

**2**  
YEAR  
WARRANTY

At Jayco, we build our RVs to handle every adventure, then back them with our industry-leading 2-year limited warranty. We, with support from our select partners, have you covered for **2 camping seasons**. That's **730 days**. You won't find a better warranty in the business, because the only strings we attach are those that deliver the ultimate in reliability. That's the Jayco difference. So go explore. We have the warranty that will follow you anywhere. For a copy of our 2-year limited warranty with complete terms and conditions, please contact your local Jayco dealer.

**FREE**

ROADSIDE  
ASSISTANCE

A year's access to Coach-Net™—the country's largest RV emergency road service.



**eco** advantage™

### Jayco's long-term commitment to generations of family fun

After five years of increased efforts to eliminate waste, conserve energy and increase recycling, we've come a long way in building RVs that are not only better for your family—but also better for the planet.

Learn more at [Jayco.com/EcoAdvantage](http://Jayco.com/EcoAdvantage)