

# Prowler

50 YEAR TRADITION



Visit HEARTLAND on:



# LUXURIOUS AFFORDABLE

Feel at home in a Prowler with features like deep slides, extra tall ceilings, large two basin sink with pull-out faucet, flush floor slide outs, beautiful glazed cabinetry, large living room skylight, large tinted windows and many more great features. You will not have to sacrifice any of the comforts that you cherish at home.





Model 29P RKS



# Prowler

## GOLD STAR STATUS



Thanks to forward thinking in design and customer driven features, Prowler has become one of the most successful RVs on the market. Since its introduction in 1969, Prowler has sold more than 300,000 units and has garnered 50 years of RV experience. Prowler holds the distinguished title as the #1 selling RV of all time. The newest members of the Prowler bloodline carry on this proud tradition. Prowler's engineers and designers have worked together to bring you the most reliable and user friendly RV on the market today.



Model 286P BHS

# A PLACE FOR EVERYTHING EVERYTHING IN ITS PLACE



Prep area, cleanup, and storage are the three most important elements in the kitchen. You demand more counter space and Prowler's own in-house counter top shop delivers counters that are uniquely arched in design so they flow with the kitchen while maximizing every inch of space. Prowler customers never have to sacrifice in the kitchen.



Model 29P RKS



Prowler's over the range microwave and range hood make quick heat and eat meals a snap.



Prowler's large 50/50 stainless steel sink allows you to wash and rinse residential pot and pans with ease.



Free standing dinette table and chairs make it easy to gather around for meals.



Large 19" gas oven with recessed three burner range with a fold down glass top for extra prep space.



Strong, steel ball bearing, full extension design allows much larger and deeper drawers.



U-shape mega dinette can seat up to six comfortably.



50  
YEAR  
TRADITION



Model 286P BHS



Model 286P BHS

# SWEET STORAGE SWEET DREAMS



Face it, you've got stuff and Prowler delivers the storage space necessary for your entire family. Large closets, some with clothes rods and some with drawers, dressers, overheads, under-bed storage, even storage in the slide outs. Every square inch of usable space has been maximized so you can bring all your favorite stuff on vacation. The other main point of a vacation is to catch up on your rest. Prowler provides comfortable sleeping arrangements for your family.



Model 29P RKS




Model 29P RKS



Most Models



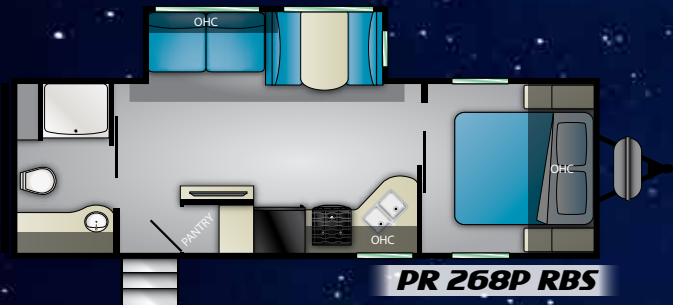
Model 29P RKS



Model 286P BHS

# Prowler

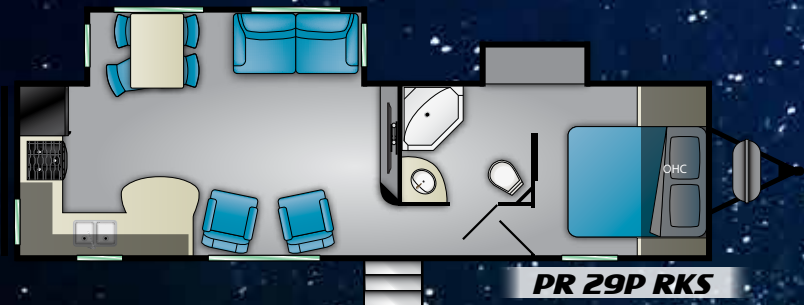
PROWLER TRAVEL TRAILERS



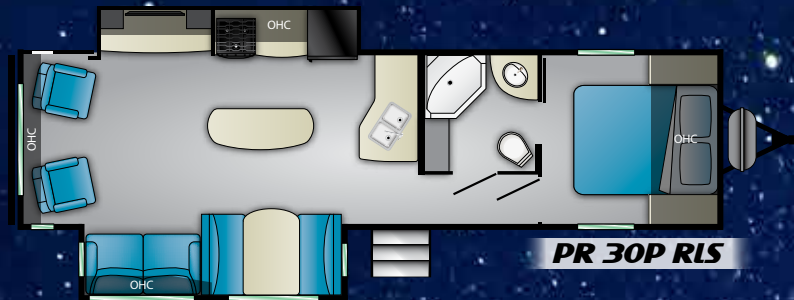
**PR 268P RBS**



**PR 286P BHS**



**PR 29P RKS**

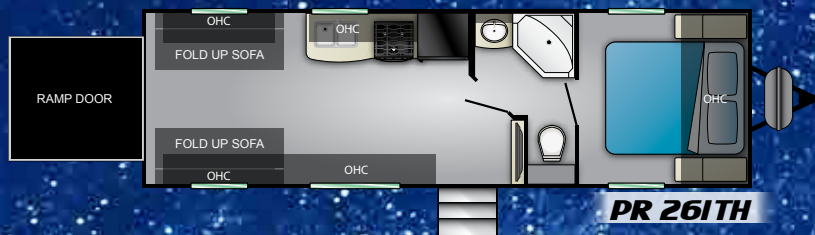


**PR 30P RLS**

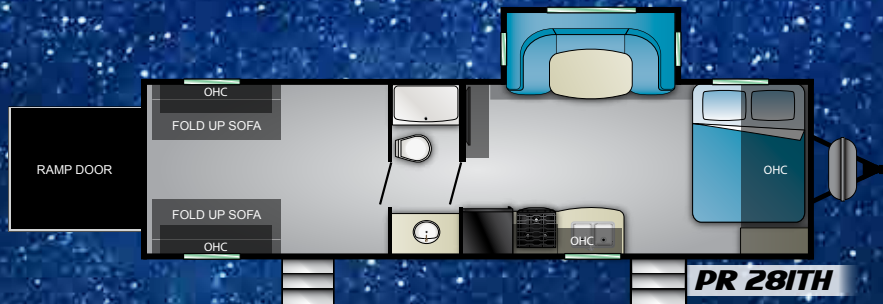


**PR 33P BHS**

## TOYHAULERS



**PR 261TH**



**PR 281TH**



# HIGHER STANDARDS...

## Construction Features

- R-7 rated fiberglass insulated sidewall, roof, floor
- 5/8" floor decking
- Roof rafters wood tapered 4-1/2" trusses
- Aerodynamic radius front profile
- Wall studs on 16" centers
- Electric-powered slide room
- Fully walkable roof
- 8' exterior width
- 80" interior ceiling height
- 2" x 3" longitudinal floor joists
- Cambered structural steel I-beam frame
- Finished pass-through storage
- Deep flush floor slides

## Exterior

- Radial tires with steel rims and E-Z Lube axles
- Molded fender skirts
- LED lit exterior speakers
- Under-body accent LED light strip
- Screen door
- Rain gutters with extra long drip spouts
- 30# LP bottles with auto change over and easy access cover
- Radius tinted safety glass windows
- Extra large entry grab handle
- Diamond plate stone guard
- Triple entrance step
- Backup camera prep
- Lighted exterior speakers

## Interior

- LED interior lights throughout
- LED light strip behind fascia
- Overhead cabinet over sofa in slide-outs
- Convertible sleeper sofas with arms
- Cable TV hook-up with RG6 coax cabling
- AM/FM/CD/DVD entertainment system w/ Bluetooth capability
- USB charging port
- Inside speakers
- TV antenna with signal booster
- Chair rail in slide room
- Designer light over dinette
- Extra large skylight in living area
- Wood pocket door in bedroom and bunk room

## Heat, Air, Power and Water

- Hook-up for city water
- Systems monitor panel
- 12 Volt demand water pump
- 13,500 BTU ducted A/C
- 12 Volt electrical system
- 110 Volt 45 Amp power converter
- DSI gas and electric quick recovery hot water heater
- Built-in 30 Amp power cord
- 110 Volt GFCI protected exterior receptacle
- Auto-ignition furnace with wall thermostat
- In-floor ducted heat
- Water system winterization kit

## Kitchen

- Stainless steel appliances
- Microwave oven with carousel
- Ball bearing drawer guides
- Stainless Steel Residential style (50/50) sink
- Stainless steel pull-out faucet
- Flush mount three burner cook top
- Range hood with light and exhaust fan
- Double door refrigerator with freezer
- Stainless steel knobs and pulls

## Bathroom

- ABS tub/shower-surround
- Bathroom power vent
- Medicine cabinet with built-in shelf
- Towel ring
- Designer shower curtain

## Bedroom

- TV hookups
- Shirt wardrobe in bedroom
- Finished under-bed storage with gas struts
- Deep overhead storage cabinet above bed
- Electric outlets on both sides of the bed
- Mirrors on wardrobe doors

## Standard Safety Equipment

- Propane alarm
- Break-away switch
- Dead-bolt lock on entrance door
- Dual hitch safety chains
- Smoke alarm
- Multiple egress windows
- Fire extinguisher
- Carbon monoxide alarm

## Options:

- Spare tire and carrier
- Manual stabilizer jacks (two pair)
- Power stabilizer jacks (two pair)
- Power tongue jack
- Exterior shower
- Exterior grill
- Electric awning with LED lights
- Black tank flush
- Fully enclosed/heated underbelly
- Fiberglass exterior
- Night shades in living area and bedroom
- Tri-fold sleeper sofa- select models
- HD LCD TV
- Free standing dinette - select models
- 15,000 BTU air conditioner in place of 13,500 BTU A/C
- 50 Amp electrical service with second A/C prep - select models
- Second 13,500 BTU A/C - select models
- Double over double bunk configuration - select models

## PROWLER TRAVEL TRAILERS

MODEL	LENGTH	DRY	HITCH	HEIGHT	TANKS
268P RBS	30' 8"	6,160	680	11' 2"	41 <sup>F</sup> 80 <sup>G</sup> 40 <sup>B</sup>
286P BHS	34' 2"	7,020	760	11' 2"	41 <sup>F</sup> 40 <sup>G</sup> 40 <sup>B</sup>
29P RKS	34' 8"	7,716	812	11' 2"	41 <sup>F</sup> 80 <sup>G</sup> 40 <sup>B</sup>
30P RLS	35' 3"	7,786	838	11' 4"	41 <sup>F</sup> 40 <sup>G</sup> 40 <sup>B</sup>
33P BHS	37' 2"	8,984	928	11' 4"	41 <sup>F</sup> 80 <sup>G</sup> 40 <sup>B</sup>
261 PTH	30' 8"	5,254	788	11' 2"	41 <sup>F</sup> 40 <sup>G</sup> 40 <sup>B</sup>
281 PTH	33' 4"	6,558	1,142	11' 4"	41 <sup>F</sup> 40 <sup>G</sup> 40 <sup>B</sup>



Note: Length defined as tow point (Ball coupler for travel trailers / King pin for 5th wheel trailers) to rear bumper. Add 9" w/ Extended Pin Box

# Prowler Lynx

50  
YEAR  
TRADITION





PR 29LX

PR 30LX



Most Models



PR 29LX

PR 30LX



## CHEF'S KITCHENS

While large kitchens like these are typically reserved for luxury coaches in a much higher price range, these Prowler Lynx models provide efficient wide-open prep areas, as well as large base cabinets and overhead storage for that extended vacation. Our three burner range with oven and microwave make meals a snap and the huge double sink makes cleanup a breeze.





# Prowler Lynx



PR 30LX

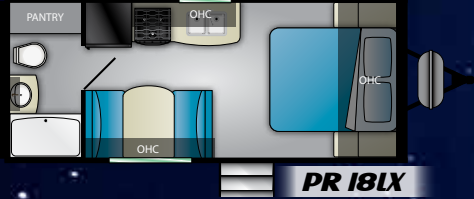


## SWEET DREAMS

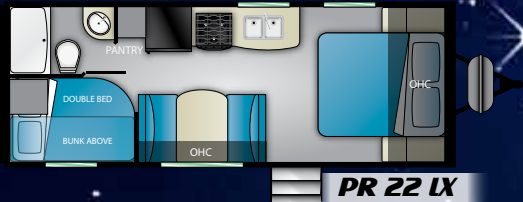
Comfortable sleep is half the point of taking a vacation and Prowler delivers. Our bedrooms feature comfortable beds with room to walk around, night stands and reading lights. Get a good nights rest in a Prowler for the exciting day ahead.

# THE BEST FLOORPLANS!

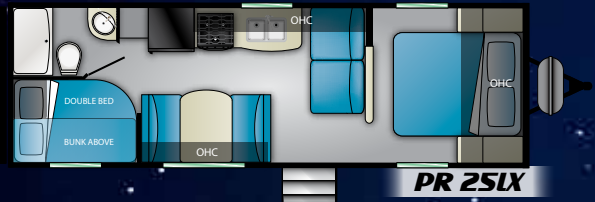
PROWLER LYNX TRAVEL TRAILERS



PR 181X



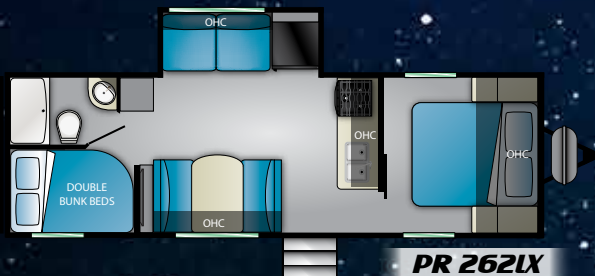
PR 221X



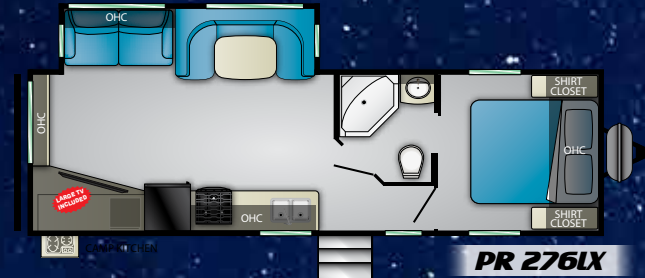
PR 251X



PR 2551X



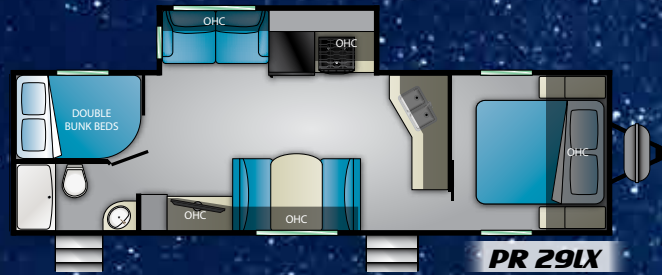
PR 2621X



PR 2761X



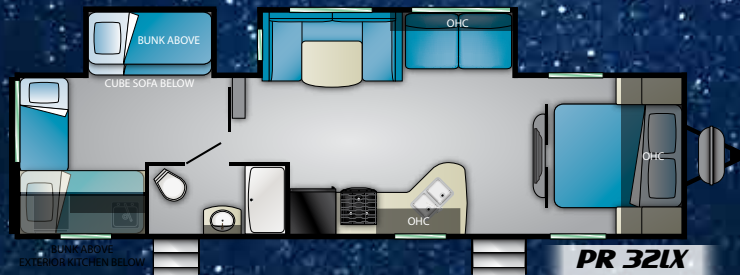
PR 281X



PR 291X



PR 301X



PR 321X



# High Value Travel Trailers

## BY HEARTLAND

### PROWLER LYNX TRAVEL TRAILERS

MODEL	LENGTH	DRY	HITCH	HEIGHT	TANKS
18LX	22' 11"	4,066	378	11' 0"	41 <sup>F</sup> 40 <sup>G</sup> 40 <sup>B</sup>
22LX	25' 7"	4,470	524	11' 2"	41 <sup>F</sup> 40 <sup>G</sup> 40 <sup>B</sup>
25LX	29' 1"	4,814	528	11' 2"	41 <sup>F</sup> 40 <sup>G</sup> 40 <sup>B</sup>
255LX	29' 6"	6,134	620	11' 2"	41 <sup>F</sup> 40 <sup>G</sup> 40 <sup>B</sup>
262LX	30' 4"	6,196	718	11' 2"	41 <sup>F</sup> 80 <sup>G</sup> 40 <sup>B</sup>
276LX	32' 3"	6,416	670	11' 2"	41 <sup>F</sup> 40 <sup>G</sup> 40 <sup>B</sup>
28LX	33' 3"	6,840	820	11' 2"	41 <sup>F</sup> 80 <sup>G</sup> 40 <sup>B</sup>
29LX	33' 3"	6,840	820	11' 2"	41 <sup>F</sup> 80 <sup>G</sup> 40 <sup>B</sup>
30LX	33' 11"	6,785	875	11' 2"	41 <sup>F</sup> 40 <sup>G</sup> 40 <sup>B</sup>
32LX	36' 4"	7,880	920	11' 4"	41 <sup>F</sup> 40 <sup>G</sup> 40 <sup>B</sup>

Note: Length defined as tow point (Ball coupler for travel trailers / King pin for 5th wheel trailers) to rear bumper.  
Add 9" w/ Extended Pin Box



## HIGHER STANDARDS...

### Construction Features

- R-7 rated fiberglass insulated sidewall, roof, floor
- Roof rafters wood tapered 4-1/2" trusses
- Aerodynamic radius front profile
- Wall studs on 16" centers
- Electric-powered slide room (slide-out models)
- Deep, flush floor slide outs
- Fully walkable roof
- 8' exterior width
- 80" interior ceiling height
- 2" x 3" longitudinal floor joists
- Cambered structural steel I-beam frame
- Backers in wall for ladder install

### Exterior

- Radial tires with steel rims and E-Z Lube axles
- Molded fender skirts
- LED lit exterior speakers
- Under-body accent LED light strip
- Screen door
- Rain guttering with extra long drip spouts
- Radius tinted safety glass windows
- Backup camera prep
- Lighted exterior speakers

### Interior

- LED interior lights throughout
- LED light strip behind fascia
- Overhead cabinet over sofa in slide-outs
- Convertible sleeper sofas
- Cable TV hook-up with RG6 coax cabling
- AM/FM stereo with Bluetooth capability
- Inside speakers
- USB charging port
- TV antenna with signal booster

### Heat, Air, Power and Water

- Hook-up for city water
- Systems monitor panel
- 12 Volt water pump
- 13,500 BTU ducted A/C - select models
- 12 Volt electrical system with deluxe
- 110 Volt 45 Amp power converter
- DSI gas and electric quick recovery hot water heater
- 110 Volt GFCI protected exterior receptacle
- Auto-ignition furnace with wall thermostat
- In-floor ducted heat
- Water system winterization kit

### Kitchen

- Stainless steel appliances
- Stainless steel kitchen sink with high-rise faucet
- Microwave oven with carousel
- Ball bearing drawer guides
- Flush mount three burner cook top
- Range hood with light and exhaust fan
- Double door refrigerator with freezer
- Stainless steel knobs and pulls

### Bathroom

- ABS tub/shower surround
- Bathroom power vent
- Towel ring
- Designer shower curtain

### Bedroom

- TV hookups
- Shirt wardrobe in bedroom
- Mirrors on wardrobe doors
- Finished under-bed storage

### Standard Safety Equipment

- Propane alarm
- Break-away switch
- Dead-bolt lock on entrance door
- Dual hitch safety chains
- Smoke alarm

- Multiple egress windows
- Fire extinguisher
- Carbon monoxide alarm

### Options

- Spare tire and carrier
- Manual stabilizer jacks (two pair)
- Power stabilizer jacks (two pair)
- Power tongue jack
- Electric awning with LED lights
- HD LCD TV
- 15,000 BTU A/C in place of 13,500 BTU A/C
- 50 Amp electrical service with second A/C prep - select models
- Second 13,500 BTU A/C
- Night shades in living room and bedroom
- Fiberglass exterior
- Exterior shower
- Traditional oven
- Exterior grill
- Fully enclosed/heated underbelly
- Double over double bunk configuration - select models



Heartland Recreational Vehicles

2831 Dexter Drive • Elkhart, Indiana 46514 • 574-262-5992

**Community. Convenience. Close-to-home.**

Where you purchase your recreational vehicle is ultimately your decision but Heartland urges you to consider buying at your local dealer. Dealers are part of your community, providing jobs and contributing to your local economy. These dealers are under obligation to provide warranty service for products they sell, but are not legally required to service products purchased from other dealers. At some point, you may need to return to the dealer you buy from - why not stay close to home? After all, home is where your Heartland is!

**BENEFITS OF PURCHASING YOUR RV LOCALLY:**

- You enjoy valuable relationship building with Dealer Representatives, close to your home, who will explain the features and benefits of the product.
- You receive a full product orientation prior to delivery, which includes hands-on directions for many of the coach's systems and functions. You are also introduced to the Dealership's Service/Parts/Warranty personnel who are ready to help you with any issues you may encounter, now and in the future.
- You enjoy customer PRIORITY. Dealerships generally service their purchasing customers first - others may experience long delays and missed opportunities to use their RV. What is it worth for you to have a dealership's full attention and help you when you need service - in a timely manner?
- Valuable TAX dollars and jobs stay in YOUR community which pays for your roads, schools, police and fire departments.

**DON'T UNDERESTIMATE CUSTOMER SERVICE AND PERSONAL CARE!**

For Canadian Residents: If you purchase an RV out-of-country, there are additional fees, taxes and inspections that must be met before bringing your product home. Your local Canadian dealers are experts in these provisions.

Visit HEARTLAND on:



Your Authorized Heartland Dealer:

Colton RV  
North Tonawanda, NY 14120  
(716) 694-0188  
(800) 628-4889  
www.ColtonRV.com

Colton RV  
Orchard Park, NY 14127  
(716) 957-3250  
(800) 628-4889  
www.Coltonrv.com

HEARTLAND PROUDLY PARTNERS WITH THE HIGHEST QUALITY VENDORS:



# Prowler

**HEARTLAND CUSTOMER SERVICE WE'VE GOT YOUR BACK!**

Over 40 men and women located in a dedicated facility servicing our customers every day. With a dealer network of over 400 locations across the U.S. and Canada, you're never far from an authorized Heartland dealer.

www.HEARTLANDRVs.com

**Experience:**  
Product Walk-Through Videos  
Side By Side Comparisons  
Feature Videos - Photo Galleries  
Virtual 360° Tours  
Detailed Floor Plans  
News - Testimonials  
Dealer Locator - Owners Club  
Customer Service - Service Locator  
and More at our Informative Web Site

www.heartlandrvs.com  
FOR ADDITIONAL INFORMATION

Product information is as accurate as possible as of the date of publication of this brochure. Due to Heartland's commitment to continuous product improvement - floorplans, materials, components, features, measurements, specifications, options, etc. are subject to change at any time without notice or obligation. In certain conditions some additional equipment may be needed. Photos may show optional equipment or props used for photography purposes only.

Heartland has listed the approximate base weight of the trailer without the option equipment included. Optional equipment will impact the weight of the trailer. Please locate the weight sticker attached to the trailer you are considering for the most accurate trailer weight.

Tow Vehicle Caution: Owners of Heartland recreational vehicles are solely responsible for the selection and proper use of tow vehicles. All customers should consult with a motor vehicle manufacturer or their dealer concerning the purchase and use of suitable tow vehicles for Heartland products. Heartland disclaims any liability or damages suffered as a result of the selection, operation, use or misuse of a tow vehicle. Heartland's limited warranty does not cover damage to the recreational vehicle or the tow vehicle as a result of the selection of the tow vehicle.