

# PHOENIX

*Cruiser*

by **PHOENIXUSA**.INC.





In business for over 20 years, Phoenix USA began with a desire to provide you with the most innovative RV possible. Recognizing the need for a motor home that is a little bigger than a traditional class B – The Phoenix Cruiser was carefully engineered so you can enjoy the ride as much as the destination!

With spacious interiors that include a full kitchen and dry bath with designated shower in every motor home, you will enjoy all the amenities that an experienced RVer would demand. We know that memories don't begin once you get there. Memories are built on the way. Give yourself the absolute freedom to make each day your own adventure on the road or in the campsite with your new Phoenix Cruiser!





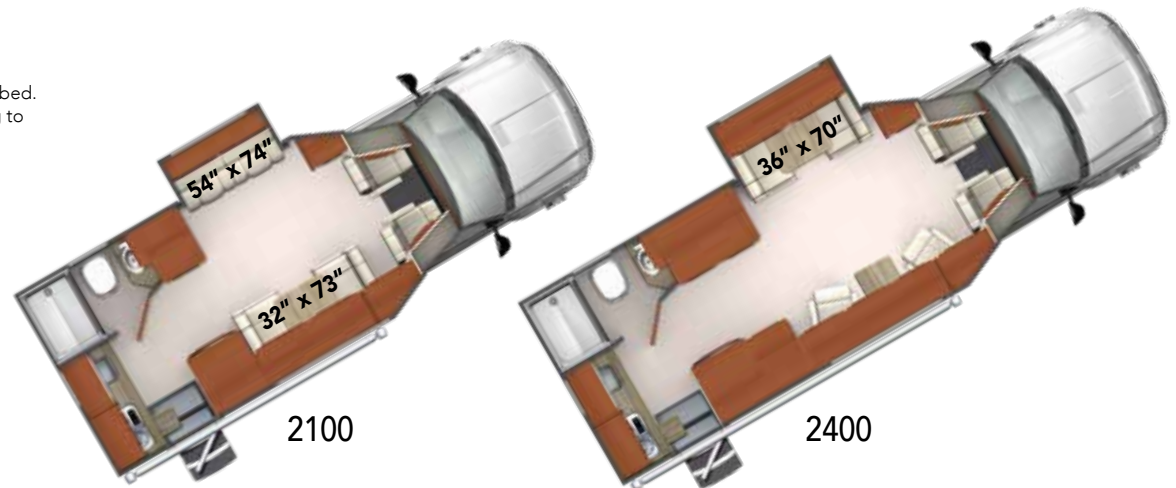


2100 with Nightscape Interior and Hickory Cabinets. Electric sofa converts to bed.



Dinettes convert to bed.  
 Sizes vary according to  
 selected floorplan.

The 2100 / 2400 series is compact & easily maneuverable. With lengths 22-24 feet, you will be comfortable driving in the city as well as cruising the countryside. Sleeps 2-4 with all the comforts of home, including a full kitchen & dry bath!



## From Our Customers

*Providing the highest quality manufacturing before the purchase and superior service after the sale are reasons why our customers are not only loyal to the brand but also recommend the Phoenix Cruiser to their friends. Dont take our word for it, here are what some of our customers have said....*

*...Thank you for all the quality workmanship you put into our Phoenix Cruiser....We have done nothing but brag to all our friends about your quality.*

*This isn't our first motorhome, but definitely the best pick-up and problem free unit....*

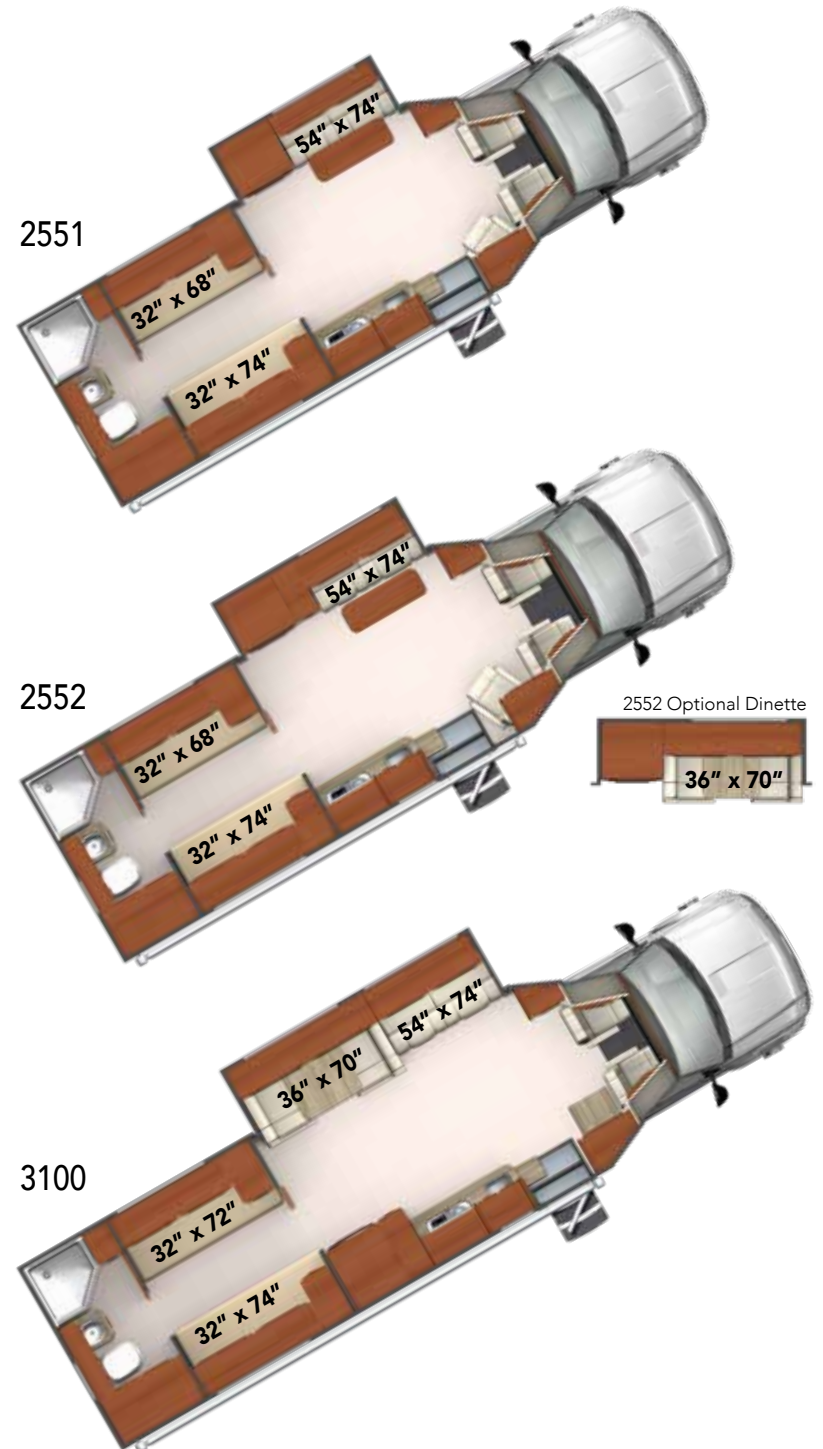
*Sincerely,  
Gene and Mary B*

*...It's refreshing, in these times, to own a product which is supported, after the sale, like yours...*

*Regards,  
Tom & Kathy D*

*...This is the third motorhome that my wife and I have owned since 1996 and is by far the best unit for our needs. Your quality construction, attention to detail, and willingness to make custom changes that a customer requests are rare in the RV industry and are greatly appreciated.*

*Sincerely,  
Julian B.*







2552 with Greystone Interior and Cherry Cabinets



2552 Bathroom



2552 Bedroom w/ one optional power twin extended

The Phoenix Cruiser Rear Bath / Twin Bed series offers customers multiple bedding configuration options. Choose either 2 traditional twins or add the electric bed option to extend one to a double or to extend both to meet in the middle to create a roomy king sleeping area. In the living area, the electric sofa easily converts to reclining loungers for optimal tv viewing and relaxation, as well as a full double bed when the day is over. The full size rear bath comes complete with double door wardrobe.



At Phoenix Cruiser, we take pride in setting a standard of excellence for compact motor homes. We go the extra mile by providing standard equipment not found on competitive units. We pay attention to the small details as we hand craft each unit. This creates a superior product and is one reason why we have one of the highest customer satisfaction ratings in the industry.

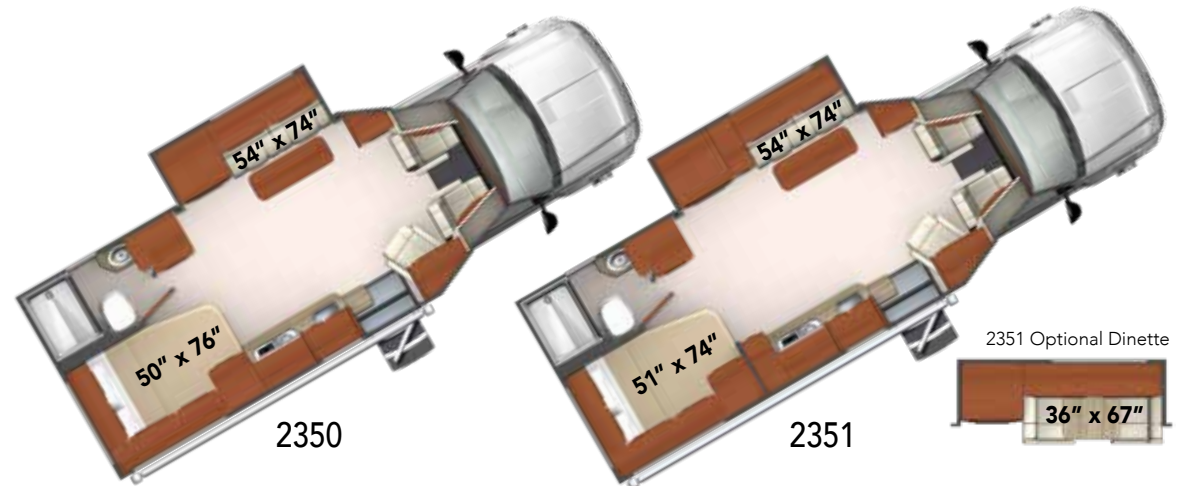






2350 with Greystone Interior and Hickory Cabinets

If you are looking for a made up bed with full bath in 25 feet or less, packing all of the livability of a bigger motor home but extremely mobile and easy to drive, the 2350/2351 series will more than satisfy you. This configuration of this corner bed corner bath model is enhanced with the additional square footage of the slide out, providing the extra room you need. Choose either the electric sofa or dinette along with the reclining euro chair. Sleeps 4 comfortably, seats 5-7.



2350

2351

2351 Optional Dinette

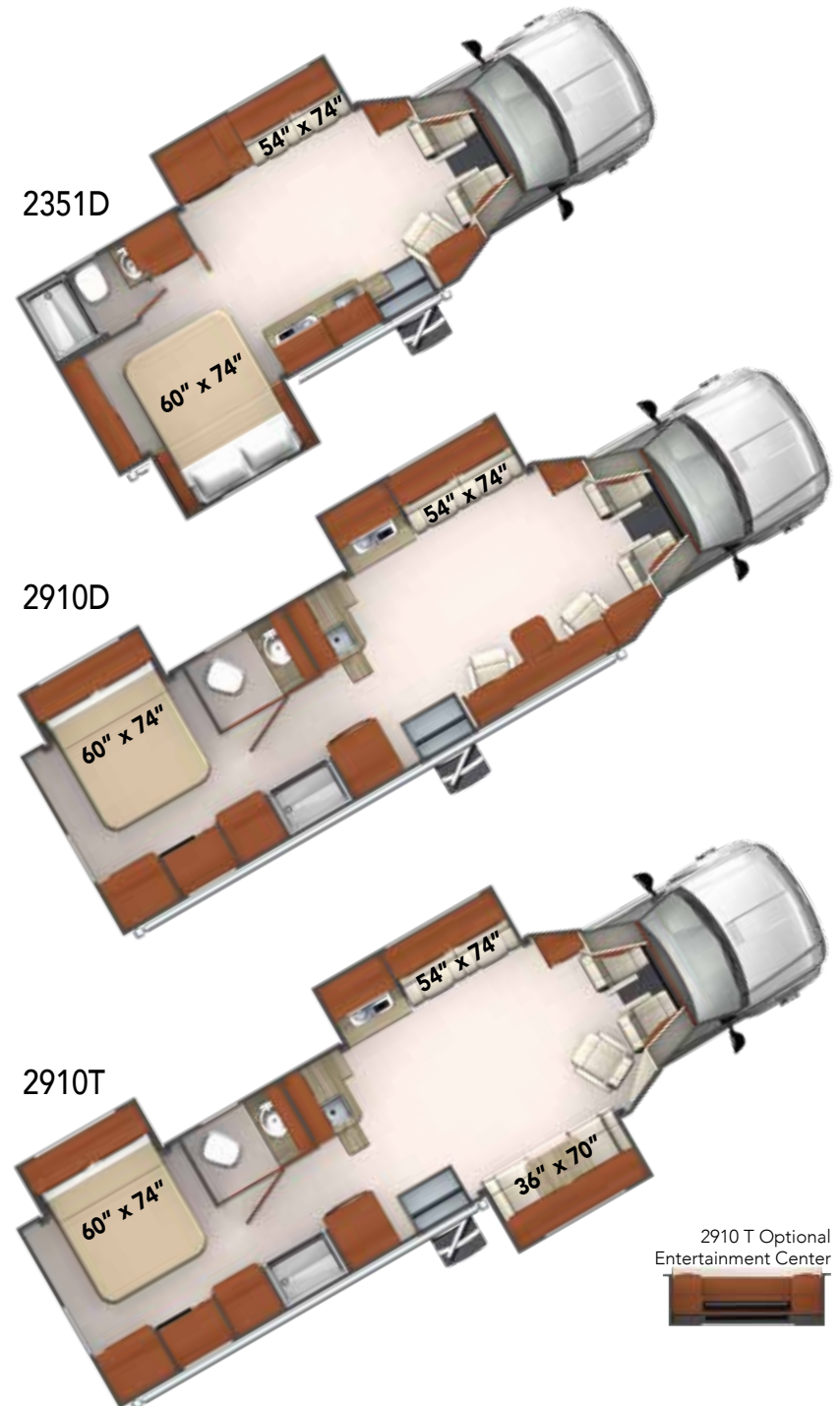
36" x 67"

## New for 2019

The 2910T's optional entertainment center will take relaxation and luxury to the next level.

At the end of the day you can sit back and enjoy your favorite movie or sports game on the 50" flat screen tv which telescopes up from the solid surface counter. When the TV is not in use, it recedes down and allows for a full large surface area to be used however you wish.

The electric fireplace will provide the highest level of comfort and cozyness. Not only will this create a relaxing atmosphere, but you will enjoy settings for optional heat, fan and flame adjustments.



2910 T Optional Entertainment Center







2351D with Desert Sand Interior and Silver Mist Cabinets



2351D Bathroom



Electric sofa extended to full size bed

The Slide-Out Queen Bed Series provides the maximum amount of liveable space in a Phoenix Cruiser. Offering 2-3 slide outs ensures spacious & luxurious living at your chosen destination. The new 2910T w/ optional entertainment center and fireplace is designed to further enhance your relaxing experience. The new Silver Mist cabinetry as shown above will be sure to delight. Sleeps 4 - 6 and seats 5 - 8.

# Feature Benefits

## Interior Features

4 Décor Choices  
Desert Sands, Toast, Graystone, Nightscape Cabinets  
Hickory Standard, Cherry and Silver Mist  
Raised Panel Wood or Shaker Cabinet Doors and drawers fronts  
Spacious Wardrobe Closet  
Day & Night slow rise shades  
Coordinated Decorative Valance  
Solid Wood Table Tops  
Solid Wood Counter Top Extension  
Full Extension drawers with metal ball bearing glides  
Oversized stainless-steel kitchen sink  
Pull out kitchen faucet with sprayer  
Solid surface counter tops with storage pocket for sink covers  
Vinyl flooring (Standard) or Waterproof Vinyl Plank (Option)  
LED Lighting on all interior lights  
Memory foam seating cushions and mattress  
Adjustable reading lights over sofa and bed  
LPG and CO detector smoke detector  
Fire extinguisher  
2 burner European range  
Porcelain hand flush toilet in most models  
12v high capacity on demand water pump  
Pop-up electric outlet with USB

## Exterior

Slam latch baggage doors  
Phoenix USA, Inc. Wheel Covers  
Phoenix USA, Inc. Valve Extensions  
Chrome patio light  
Rear skid rollers  
8 optional paint selections  
Body contoured entry door with deadbolt lock stainless  
Chrome front bumper and grill  
Roof rack and ladder  
Slide-out storage compartment with 200 lbs. Capacity. (n/a 2400 & 2100)  
One-piece fiberglass roof  
Premium Graphics package  
Hide-away retractable screen door  
Weather shielded fiberglass running boards  
Frameless automotive style windows with awning type crank open glass with deep tint.

## Cab Area

6 speed transmission (Ford)  
4.56 axle ratio (Ford)  
Factory installed A/C  
Factory installed AM/FM/CD Stereo  
Driver and passenger front air bags  
Cruise control  
Power windows and locks  
Tilt steering wheel  
Tow – Haul mode  
Pleated windshield privacy wrap  
Hidden driver and passenger running boards  
Swivel front passenger (standard on 2551 & larger)  
Chassis battery charger switch  
2 map lights  
Memory foam driver and passenger seats  
Aux. Input for stereo  
3 – 12 Volt charger ports  
Glove box and center console storage  
Adjustable seat belts with shoulder strap  
Drink holders  
Keyless remote chassis doors  
Cab floor insulated

## Electrical & Water

Heating/Appliance  
Large double door refrigerator  
2-Burner range  
30,000 BTU furnace  
6-Gallon gas water heater w/electronic ignition  
Water distribution panel: City water, tank fill, tank use, and winterize  
2nd fresh water fill with locking door-pass  
Water heater by-pass  
Enclosed low point drain valves for fresh water  
Outside shower  
Heated black and grey water holding tanks  
Black and grey water tank flush system  
Systems monitor panel  
30-amp 25 ft long detachable power cord  
1800-watt inverter  
Battery disconnect switch  
110 volt outside receptacles with GFI  
2–6-volt, deep cycle house batteries with slide out tray  
Cable RV hook up  
Prep for generator  
Prep for roof A/C  
3 locations for fresh water pump switch  
Electric operated dump valves

## Electrical & Water continued...

Sanicom Turbo Macerator system for black and grey water disposal, with a 3-inch gravity disposal auxiliary back-up

## Construction

Flush-mounted slide rooms  
Aerodynamic body styling with curved sidewalls and roof  
Vacu-bond laminated, sidewalls, roof, and floor  
Smooth gel-coat fiberglass exterior  
Fiberglass one-piece roof  
Molded gel-coated fiberglass front cap  
2 ¼" thick floor with tubular steel framework  
½" exterior grade plywood subfloor  
Heavy duty corrugated plastic and fiberglass laminated to underside of the floor  
Block foam insulation is laminated inside the walls, roof, and floor  
1 ½" thick sidewalls & rear wall w/ aluminum cage  
All windows and other openings in the sidewalls are framed with tubular aluminum  
All roof vents and skylights are framed with tubular aluminum  
Custom wiring done by hand. Using continuous wire runs may prevent problems that can be caused by wire harnesses  
Rubber pucks (similar to motor mounts) placed between the truck frame and the floor, to give a smoother ride and reduced road noise  
Diamond shield installed on critical areas on painted surfaces  
Fantastic vent  
Slide-out

## New items for 2019

Ford cab floor added double heat and sound insulation allows for quieter ride  
Front end alignment now standard on all Phoenix Cruisers  
Power door locks with key fob  
Power tower pop up electrical outlet and USB posts beside kitchen sink.  
Seatbelts number will equal number of bed space  
New latches with better holding capability  
Larger capacity slide motors  
Redesigned slide-out seals  
C-PAP outlet above head of bed in cabinets.

## Popular Options

Premium Convenience Package includes;  
Generator, Class 3 Hitch, Convection Microwave, Carbon Fiber Dash, Outside Shower, Electric Step, Heated Remote Mirrors, Front TV, Pop-up USB Power, Power Locks on front doors. Leather captains' seats, Roof A/C w/heat strip, TV antenna & Booster, DSI Water heater  
Cherry Cabinets  
Silver Mist Cabinets  
32" Samsung LED TV (Front) (Ford)  
19" LED TV with blue ray DVD (Bedroom)  
Mirror w/Compass & outside Temp  
Double sofa floor plan  
Fully automatic leveling jacks  
Back-up monitor  
Insulated glass  
6-way power seats  
Surround sound w/blue-ray Samsung smart VD player – watch Netflix, Hulu, connect via USB, and more  
Leather seating  
Electric awning with wind sensor and remote  
Lower or full body paint w/diamond shield protection  
Passenger swivel seat (standard on 25', 27' and 29' models)  
Wood floor  
4x4

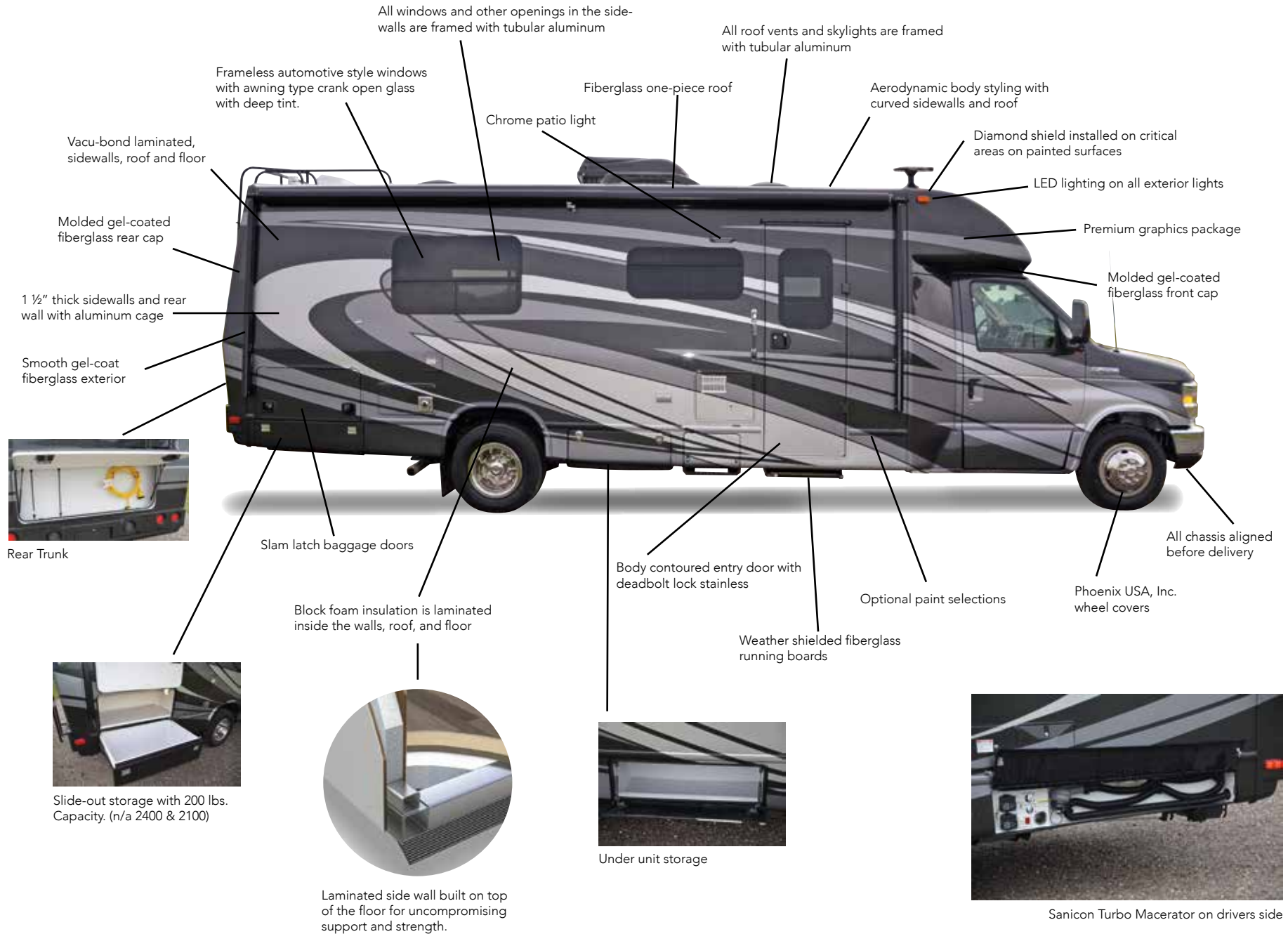
*Many other options available*







# Exterior Features



All windows and other openings in the side-walls are framed with tubular aluminum

All roof vents and skylights are framed with tubular aluminum

Frameless automotive style windows with awning type crank open glass with deep tint.

Fiberglass one-piece roof

Aerodynamic body styling with curved sidewalls and roof

Vacu-bond laminated, sidewalls, roof and floor

Chrome patio light

Diamond shield installed on critical areas on painted surfaces

Molded gel-coated fiberglass rear cap

LED lighting on all exterior lights

Premium graphics package

1 1/2" thick sidewalls and rear wall with aluminum cage

Molded gel-coated fiberglass front cap

Smooth gel-coat fiberglass exterior



Rear Trunk

Slam latch baggage doors

Body contoured entry door with deadbolt lock stainless

All chassis aligned before delivery


Block foam insulation is laminated inside the walls, roof, and floor

Optional paint selections

Phoenix USA, Inc. wheel covers



Slide-out storage with 200 lbs. Capacity. (n/a 2400 & 2100)



Laminated side wall built on top of the floor for uncompromising support and strength.

Weather shielded fiberglass running boards



Under unit storage



Sanicon Turbo Macerator on drivers side



## Interior Features

The Phoenix Cruiser is appointed with only the highest quality features and materials. Shown below is just a sampling of some of the standards and options available. \*Floorplan standards and options vary, please speak to your Phoenix USA representative to learn more about what is available for your floorplan.



32" Samsung LED TV on swivel arm\*



Ergonomically designed dashboard



Oversized stainless-steel kitchen sink\*



Solid wood counter top extension\*



2 Burner European Stainless Steel Range\*



Solid surface counter tops with storage pocket for sink covers\*



Various cabinet and storage configurations for kitchen and pantry area\*



Under twin storage option\*



Norcold 2 way refrigerator standard.  
3 way optional. (12v, 110, LP)



Slide out pantry drawers\*

# Decor and Paint Options

Phoenix Cruiser is pleased to offer the most up to date decor and exterior paint options. With four interior color combinations, you can choose your favorite cabinet, flooring, fabric or leather and solid surface counter tops to make this coach truly your own.

## Fabric, Leather and Solid Surface Selections



Graystone



Nightscape



Desert Sand



Toast

## Standard Vinyl Flooring



Wood Grain

Stone

## Optional Luxury Plank Flooring



Hickory

Cherry

Silver Mist

## Standard Traditional or Optional Shaker Style Cabinetry



Hickory

Cherry

Silver Mist



After deciding on the interior that suits your lifestyle, pick an exterior graphic or paint combination. The Phoenix Cruiser exterior comes standard with white gelcoat fiberglass and partial vinyl graphics. You may also choose optional paint, available in either full body or lower body applications, to enhance your travel experience. Our full body paint process is three color, wet sanded, buffed and clear coated to perfection. Diamond Shield is standard on all forward facing painted areas so you will enjoy a beautiful Phoenix Cruiser for years to come. You may even choose your own custom paint color combination to fit our design pattern to truly individualize your Phoenix Cruiser!



Desert Sand Full Body Paint



Nightscape Full Body Paint



Greystone Full Body Paint



Toast Full Body Paint

The information printed in this brochure is based upon the latest product information available at the time of printing. Phoenix USA Inc. reserves the right to make changes at any time to prices, colors, materials, equipment, specifications and models, and to discontinue models without notice or obligation. All specifications are approximate and dimensions are nominal. Text may mention optional equipment which may not be included as a standard item in your model of choice. Photographs and Illustrations may also show optional equipment available at additional cost.

# PHOENIX *Cruiser*

Phoenix Cruiser has been creating high-quality B+ motorhomes, and satisfied long-term owners for over 20 years in Elkhart, IN. We've been offering you the ultimate in affordable luxury.

We work hard to understand your vision, and will go above and beyond to put you in the Class B+ RV of your dreams!

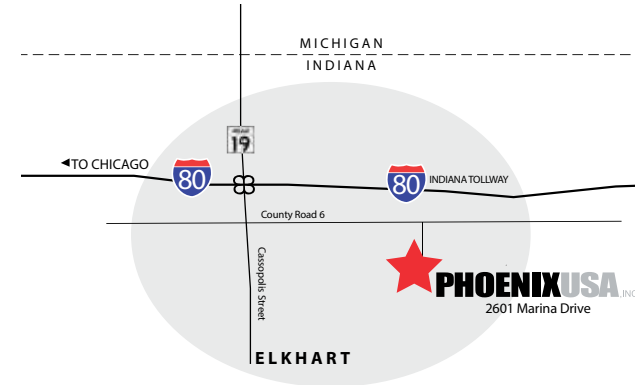
With over two decades of experience & customer satisfaction, we can assure you we'll be there for you after the sale. Our on-site service capability is second to none.

Want to see for yourself? Visit the factory for a free tour to see first hand the attention to quality and detail that goes into every Phoenix Cruiser motor home.

Visit our owners' forum ([www.phoenixusarv.com/community](http://www.phoenixusarv.com/community)) to read what others have to say. Take a look at some of our Phoenix Cruiser owner testimonials and visit with our customers on the road, adventuring everywhere!



Find us on:



Colton RV & Marine  
3122 Niagara Falls Blvd  
North Tonawanda, NY 14120  
(716) 694-0188  
[www.ColtonRV.com](http://www.ColtonRV.com)

Colton RV & Marine  
3443 Southwestern Blvd.  
Orchard Park, NY 14127  
(716) 957-3250  
[www.Coltonrv.com](http://www.Coltonrv.com)

## PHOENIXUSA, INC.

