

Coleman



THE FIRST NAME IN CAMPING. THE TRUSTED NAME IN RVs.



The Outdoor Company®



THE FIRST NAME IN CAMPING

For more than 100 years, the Coleman name has been trusted by millions to help them thrive in the great outdoors. The all new Coleman RVs deliver on that same reputation and go one step further helping families enjoy the great indoors, too! With multiple floor plans from which to choose and a number of convenient, residential-style features throughout, the campground awaits you and your new Coleman RV.





GREAT INDOORS

With an expansive interior height of 82", Coleman RVs offer taller slide-rooms, taller cabinets, and larger windows for an even better camping experience. Combine that with hardwood cabinet doors, a 60 gallon fresh water capacity, and a 6 gallon gas DSI water heater, and you're certain to feel at home wherever your travels take you.



SWEET DREAMS

The comfortable master bedroom features handy nightstands, mirrored cabinets, bonus storage shelf, and a queen-sized mattress.



ROOM TO RELAX

Coleman's oversized slide-out creates a roomy living area and plenty of seating and sleeping space for family and guests.

NORTH AMERICA'S TRUSTED NAME IN RVs

When it comes to peace of mind, Coleman RVs set the standard. In the same way families have grown to trust the Coleman name for camp stoves, lanterns, and other outdoor necessities, your Coleman RV is built right and built to last for your family's enjoyment throughout the years.



FULL EXTENSION METAL DRAWER GUIDES

The heavy-duty guides offer solid drawer support for many years of use.



OUTDOOR KITCHEN

The convenient outdoor kitchen is available in some models for outdoor entertaining.



UPGRADED LINOLEUM FLOORS

The rich, tile-look linoleum is cold-crack, slip, stain, mold and mildew resistant.




INTERIOR POWER COMMAND CENTER

Control your lights, slide rooms, power awning and more all from one smart location.




BLACK DIAMOND PLATE ROCK GUARD

The stylish black diamond plate rock guard protects your RV from the rigors of the road.



MACKINAC DECOR



OUTERBANKS DECOR





LANTERN LT

Whether you are a young family looking to create your own family camping stories, or you are simply looking to enjoy the great outdoors, the Lantern LT series is a product that will appeal to you. With the wide array of features and the upgraded interior amenities, you are sure to see why Coleman is one of the fastest growing brands in the market.

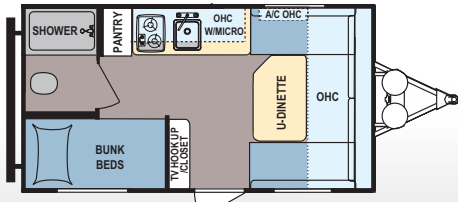


LANTERN

Coleman's Lantern Series features space-saving floor plans and one of the longest lists of amenities in its class. Combining old-world craftsmanship with over-the-top conveniences like an available power awning with LED lights, standard front and rear jacks, and a solid state converter with built-in battery charger, your family will love everything the Coleman Lantern offers to help you get away from it all.

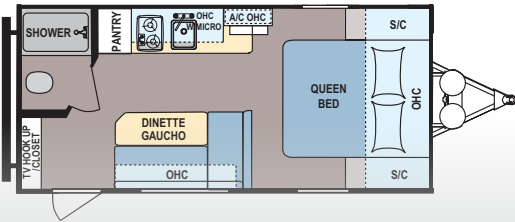


COLEMAN LANTERN LT MODELS



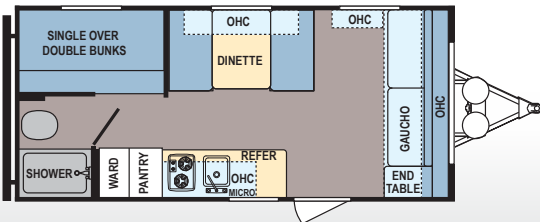
Lantern LT | 15BH

Sleeps 4



Lantern LT | 16FB

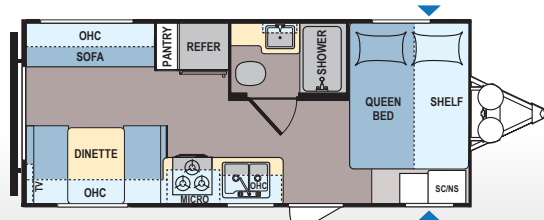
Sleeps 2-3



Lantern LT | 17BH

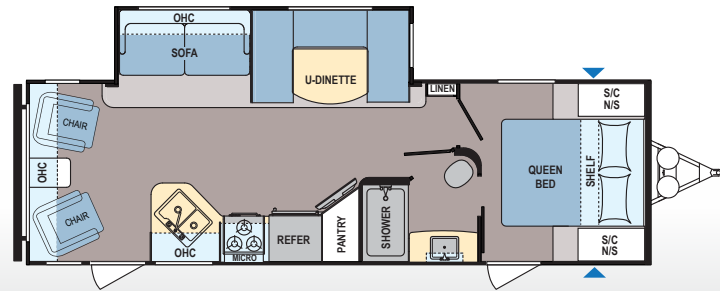
Sleeps 5-6

COLEMAN LANTERN MODELS



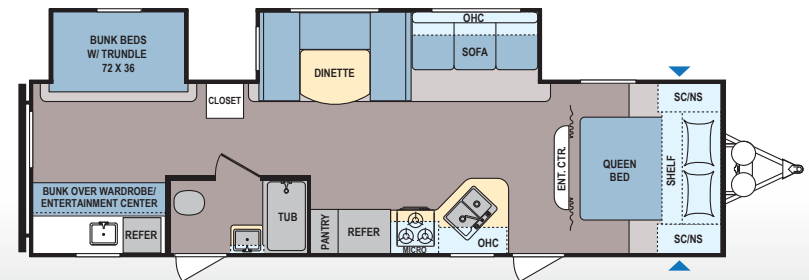
Lantern | 192RD

Sleeps 4-5



Lantern | 270RL

Sleeps 4-5

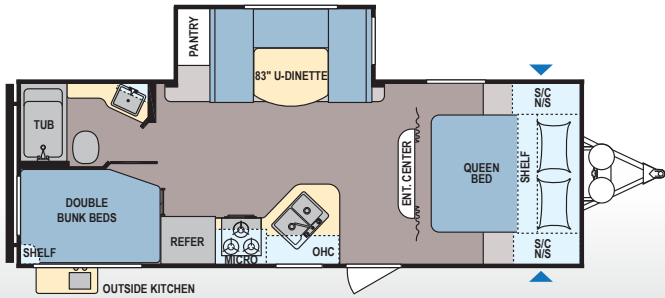


Lantern | 314BH

Sleeps 9-10 Eastern Region production**

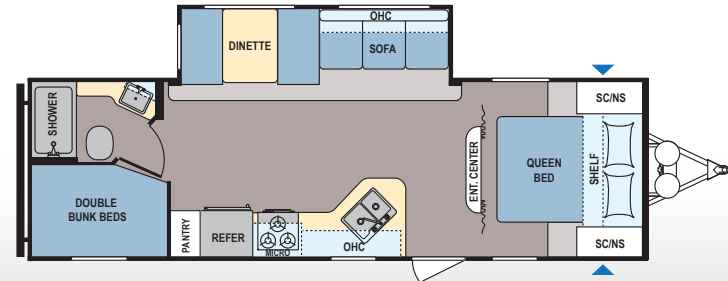
*Western Region: AK/AZ/CA/ID/MT/NM/NV/OR/UT/WA/WY/Alberta/British Columbia/NW Territories/Yukon

**Eastern Region: Includes all other North American states and territories not listed in our Western Region.



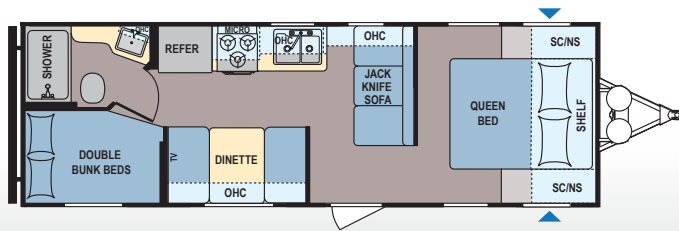
Lantern | 244BH

Sleeps 6-8 Western Region production*



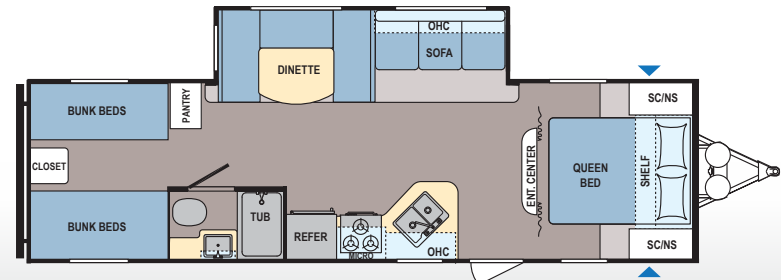
Lantern | 262BH

Sleeps 8-10



Lantern | 274BH

Sleeps 7-8



Lantern | 295QB

Sleeps 8-9

SPECIFICATIONS

FLOORPLAN	15BH	16FB	17BH	192RD	244BH	262BH	270RL	274BH	295QB	314BH
*AVG SHIPPING WEIGHT (LBS)	2,883	3,088	3,202	3,923	5,520	5,744	5,954	4,630	6,318	7,414
CARGO CAPACITY (LBS)	917	712	648	3,677	2,080	1,856	1,646	2,970	3,362	2,266
DRY HITCH WEIGHT (LBS)	346	339	433	472	640	733	695	602	840	774
EXTERIOR HEIGHT (WITH A/C)	8'8"	8'11"	8'8"	9'11"	11'4"	11'4"	11'2"	10'4"	11'4"	11'6"
**EXTERIOR TRAVEL LENGTH	18' 9"	21' 5"	21' 8"	22' 11"	27' 7"	30' 7"	30' 8"	28' 7"	32' 8"	34' 9"
EXTERIOR WIDTH	8'	8'	8'	8'	8'	8'	8'	8'	8'	8'
***FRESH WATER CAPACITY	27	27	27	60	60	60	60	60	60	60
BLACK WATER CAPACITY	28	28	28	42	42	42	42	42	42	42
GREY WATER CAPACITY	28	28	28	42	42	42	42	42	42	42
FURNACE BTU OUTPUT	19,000	19,000	20,000	25,000	25,000	30,000	30,000	25,000	30,000	30,000

*Our weights represent how most units are built, inclusive of many commonly-ordered options. **Length is defined as the distance from the centerline of hitch pin/coupler to rear bumper of trailer. ***Fresh water capacity includes water heater capacity.

COLEMAN LANTERN LT MODELS

Awning
Diamond Plate
Tinted Safety Glass Windows
28" Entrance Door Without Window
Entry Handle
Single Entry Step
Porch Light w/Switch on Light
Rear Jacks
Easy Lube Axles
Silver Spoke Rims
Radial Tires
Spare Tire
20# LP Bottle
Exterior Outlet
30 AMP Power Cord
Solid State Converter w/Built in Battery Charger
6 Gallon Gas Water Heater
Water Heater By-Pass Kit
18,000 BTU Furnace
3.3 Cubic Foot Refer
Microwave
2 Burner Cook-top
Range Hood w/12V Light & Exhaust Fan
Full Extension Drawer Guides Throughout
Non-Power Bath/Galley Fan
Skylight in Bath
Shower Curtain
Foot Pedal Flush Toilet
Mini-Blinds Throughout
Residential Grade Vinyl Flooring

Stereo AM/FM/MP3/SC/AUX
Interior Speakers

OPTIONAL EQUIPMENT

8,000 BTU Air Conditioner
CSA Upfit & Seal

COLEMAN LANTERN MODELS

Awning
Diamond Plate
Tinted Safety Glass Windows
Front and Rear Jacks
Easy Lube Axles
Radial Tires w/Silver Spoke Rims
30 AMP Power Cord
120V Exterior Outlet
Exterior TV Connection on Entry Door Side
Dual 20# LP Bottles with ABS Cover
6 Gallon Gas DSI Water Heater w/By-Pass Kit
28" Entrance Door(s)
Entry Handle(s)
Porch Light with Interior Switch
Folding Entry Steps
(Double/Triple - FP Specific)
Backers for Rear Ladder
Smooth Finish Entry/Baggage Doors
Large Storage Compartment
Solid State Converter w/Built in Battery Charger
Interior Power Command Center
Full Extension Drawer Guides Throughout

Mini Blind Shades Throughout
Residential Grade Vinyl Flooring
Dinette Storage Compartment with Side Access (FP Specific)
Under Bed Storage
Upgraded Rest Easy Mattress
Bedroom TV Hook-Up
Bedroom TV Location - Backers for TV Mount
Everwear Luxury Furniture
2 Swivel Rockers (Model Specific)
Cable/Satellite TV Hook-Up
Stereo AM/FM/CD/AUX
Glass Shower Door (FP Specific)
Shower Curtain Rod (Tub Models)
Power Bath Fan
Foot Pedal Flush Toilet
Medicine Cabinet w/Mirror
Residential Galley Sink w/High Rise Faucet
6 Cubic Foot Double Door Refer w/Black Insert
3 Burner Cook-top
Microwave
Range Hood w/12V Light & Exhaust Fan

OPTIONAL EQUIPMENT

Spare Tire & Carrier
15,000 BTU A/C IPO 13.5 (N/A 192)
CSA Upfit & Seal
Yukon Package
Adirondack Package
(See Dealer for Availability)

YUKON PACKAGE

(Mandatory on 262BH, 270RL, 295QB, 314BH)

Power Awning with LED Patio Light
Exterior Speakers
Enclosed and Insulated Fresh Water Tank
Oven with 3 Burner Range

ADIRONDACK PACKAGE (See Dealer for Availability)

Power Tongue Jack
Aluminum Wheels
Black Tank Flush
Solid Surface Countertop (Kitchen)
5-Function Remote System
Tub Surround
Pleated Night Shades (Living Area Only)



To check for recent updates to floorplans and specifications. Scan this **QR CODE** with your favorite QR Reader application.

Since 1900, the **Coleman® Company, Inc.** has led the world in the manufacture of camping gear and outdoor equipment. From the renowned Coleman lantern to stoves, tents, sleeping bags and coolers, Coleman's reputation for high-quality camping products is legendary.



Whether your outdoor activities involve hiking, camping, fishing, hunting, boating, swimming, tailgating or simply relaxing, Coleman offers everything you need to satisfy your family's dreams.

Coleman's floorplans are not only loaded with innovative features and value, they're designed to help your family get the most out of every camping experience. After all, Coleman is Camping!

We invite you to visit your nearest Coleman RV dealer today, and find out for yourself why Coleman is the most respected name in outdoor recreation.



Manufactured under license by:
Dutchmen Manufacturing, Inc.
PO Box 2000 • 2164 Caragana Court
Goshen, Indiana 46527
(574) 537-0600
www.dutchmen.com

Disclaimer: Product information is as accurate as possible as of the date of publication of this brochure. Features, floorplans and specifications are subject to change without notice. Please also consult our website for more current product information and specifications. Coleman®, , and  are trademarks of The Coleman® Company, Inc., and are used under license.

YOUR LOCAL DEALER

Colton RV
North Tonawanda, NY 14120
(716) 694-0188
(800) 628-4889
www.ColtonRV.com

Colton RV
Orchard Park, NY 14127
(716) 957-3250
(800) 628-4889
www.ColtonRV.com